

DEPARTMENT OF THE ARMY
US ARMY INSTALLATION MANAGEMENT COMMAND
HEADQUARTERS, UNITED STATES ARMY GARRISON,
REDSTONE 4488 MARTIN ROAD
REDSTONE ARSENAL, ALABAMA
35898-5000

Received
APR 27 2023
Land Division



REPLY TO
ATTENTION OF

Environmental Management Division

April 27, 2023

Ms. Ashley T. Mastin, P.E.
Chief, Governmental Hazardous Waste Branch
Alabama Department of Environmental Management
Post Office Box 301463
Montgomery, Alabama 36130-1463

Reference:

- a. The Installation Restoration Program at Redstone Arsenal, Alabama, AMIM-REP-ER (EPA ID AL7 210 020 742).
- b. Resource Conservation and Recovery Act Corrective Action Program at Redstone Arsenal, Alabama (EPA ID AL7 210 020 742).
- c. Redstone Arsenal's Alabama Hazardous Wastes Management and Minimization Act Hazardous Waste Storage Facility/Thermal Treatment/Solid Waste Management Unit Corrective Action (AHWMMA) Permit dated July 19, 2021.
- d. ADEM Review and Comment: Corrective Measures Implementation (CMI) Work Plan, RSA-306, Steam Heating Plant, Building 7291, Operable Unit 24, Revision 0, U.S. Army Garrison Redstone, Madison, Redstone Arsenal, dated March 14, 2023.

Dear Ms. Mastin:


This letter transmits the submittal of the response to the Departments comments, dated March 14, 2023, and the Revision 1, Corrective Measures Implementation Work Plan, RSA-306, Steam Heating Plant, Building 7291, Operable Unit 24, US Army Garrison-Redstone, Madison County, Alabama, which incorporates the requested revisions.

"I certify under penalty of law that this document and all attachments were prepared under my direction or supervision according to a system designed to assure that qualified personnel properly gather and evaluate the information submitted. Based on my inquiry of the person or persons who manage the system, or those persons directly responsible for gathering the information, the information submitted is, to the best of my knowledge and belief, true, accurate, and complete. I am aware that there are significant penalties for submitting false information, including the possibility of fine and imprisonment for knowing violations."

A copy of this correspondence is being furnished to Ms. Samantha Downing, Alabama Department of Environmental Management. Copies are also provided to Mr. Robert Pope, Superfund and Emergency Management Division USEPA Region 4, and Mr. Cesar Zapata, Land, Chemicals and Redevelopment Division USEPA Region 4.

My point of contact for this request is Mr. Richard Wallace, Project Manager, Environmental Management Division, 256-876-9675 or email Richard.e.wallace87.ctr@army.mil.

Sincerely,

A handwritten signature in cursive script that reads "Clint Howard".

Clint Howard
Chief, Environmental Restoration Branch

Enclosures

Corrective Measures Implementation Work Plan RSA-306, Steam Heating Plant, Building 7291 Operable Unit 24 Revision 1

**ENVIRONMENTAL REMEDIATION SERVICES
U.S. ARMY GARRISON-REDSTONE ARSENAL**

April 2023

Prepared for:



**U.S. ARMY ENVIRONMENTAL COMMAND
Southeast-Environmental Service and Support Division
2450 Connell Road, Building 2264
Fort Sam Houston, TX 78234-7664**

Prepared by:



**ECC
9200 Church St
Suite 305
Manassas, VA 20110**

Contract No.: W9124J-18-D-0004, Delivery Order W9124J21F0020

This page intentionally left blank.

**Corrective Measures Implementation Work Plan
RSA-306, Steam Heating Plant, Building 7291
Operable Unit 24**

**U.S Army Garrison-Redstone
Madison County, Alabama
USEPA ID No. AL7 210 020 742**


CERTIFICATION

I certify under penalty of law that this document and all attachments were prepared under my direction or supervision in accordance with a system designed to assure that qualified personnel properly gather and evaluate the information submitted. Based on my inquiry of the person or persons who manage the system, or those persons directly responsible for gathering the information, the information submitted is, to the best of my knowledge and belief, true, accurate, and complete. I am aware that there are significant penalties for submitting false information, including the possibility of fine and imprisonment for knowing violations.

Approvals

Michael Klosky

Michael Klosky, PE
Alabama PE No. 26910
Expiration 12/31/2023



April 24, 2023

Date

This page intentionally left blank.

TABLE OF CONTENTS

EXECUTIVE SUMMARY	1
1.0 INTRODUCTION.....	1-1
1.1 Purpose.....	1-1
1.2 Redstone Arsenal Location and Description	1-2
1.3 RSA-306 Site Description and History.....	1-2
1.4 Ecology	1-3
1.5 Climate	1-3
1.6 Geology.....	1-4
1.6.1 Soil	1-4
1.6.2 Bedrock	1-5
1.6.3 Hydrogeology.....	1-5
1.7 Document Organization	1-6
2.0 INVESTIGATION RESULTS.....	2-1
2.1 Investigation History.....	2-1
2.1.1 2022 Pre-Design Sampling Event	2-1
2.2 Nature and Extent of Contamination.....	2-4
2.2.1 Metals	2-4
2.2.2 Volatile Organic Compounds.....	2-5
2.2.3 Semivolatile Organic Compounds/Polycyclic Aromatic Hydrocarbons.....	2-5
2.2.4 Light Non-Aqueous Phase Liquid.....	2-6
2.3 Contaminant Fate and Transport Summary.....	2-6
2.3.1 Fate of Groundwater Contaminants	2-6
2.4 Site Risk Summary.....	2-7
2.4.1 Current and Potential Future Land and Resources Use.....	2-7
2.4.2 Human Health Risk Assessment	2-8
2.4.3 Preliminary Screening-Level Ecological Risk Assessment	2-9
2.5 Conceptual Site Model.....	2-10
3.0 DECISION SUMMARY	3-1
3.1 Basis for the Action	3-1
3.1.1 Corrective Measure Objectives	3-1
3.1.2 Applicable Regulations	3-1
3.1.3 Selected Corrective Measure Cleanup Goals	3-2
3.2 Scope and Role of the Response Action.....	3-3
3.2.1 Overall Corrective Measures for Redstone Arsenal and RSA-306.....	3-3
3.3 Corrective Measures Evaluation and Selection.....	3-4
3.3.1 Description of Corrective Measures Alternatives	3-4
3.3.1.1 Alternative 1 – No Action	3-4
3.3.1.2 Alternative 2 – LNAPL Natural Source Zone Depletion, MNA, LTM, and LUCs	3-4
3.3.1.3 Alternative 3 – LNAPL Passive Removal, LNAPL Natural Source Zone	3-5
Depletion, MNA, LTM, and LUCs	3-5
3.3.2 Selection of Corrective Measures for RSA-306.....	3-5

TABLE OF CONTENTS

3.4	Request for Permit Modification	3-6
4.0	CORRECTIVE MEASURES IMPLEMENTATION FOR RSA-306	4-1
4.1	General Scope	4-1
4.1.1	Procurement and Subcontracting	4-1
4.1.2	Field Personnel	4-2
4.1.3	Quality Control Inspections for Field Activities	4-2
4.1.4	Daily Reports.....	4-3
4.1.5	Safety and Health Requirements	4-3
4.2	Preliminary Activities	4-3
4.2.1	Mobilization	4-3
4.2.1.1	Access to Redstone Arsenal	4-3
4.2.2	Digging Permit and Utility Marking	4-4
4.2.3	Vegetation Clearing.....	4-4
4.2.4	Monitoring Well Repairs.....	4-4
4.2.5	Monitoring to Evaluate Monitored Natural Attenuation.....	4-4
4.3	Record Keeping.....	4-5
4.4	Decontamination/Investigation-Derived Waste.....	4-5
4.5	Demobilization.....	4-6
4.6	Implementation of LUCs.....	4-6
4.6.1	Survey Plat	4-6
4.6.2	Notice of Environmental Use Restriction	4-6
4.7	Corrective Measure Implementation Reporting.....	4-7
5.0	CONTINGENCIES	5-1
5.1	Monitored Natural Attenuation Contingencies.....	5-1
5.2	Variances.....	5-1
6.0	REFERENCES.....	6-1

LIST OF TABLES

Table 1	Summary of Analytical Groundwater Results
Table 2	Summary of Receptor Cancer Risk and Noncancer Hazard for Chemicals of Concern
Table 3	Conclusions of the ARBCA RM-2 Evaluation
Table 4	Potential Federal and State Regulations Applicable to Corrective Measures

LIST OF FIGURES

Figure 1	RSA-306 Site Location Map
Figure 2	Site Layout
Figure 3	Potentiometric Surface Map, April 2015
Figure 4	Potentiometric Surface May, June 2021
Figure 5	Potentiometric Surface May, August 2021

TABLE OF CONTENTS

Figure 6	Potentiometric Surface Map, November 2021
Figure 7	Potentiometric Surface Map, January 2022
Figure 8	Groundwater Detections Exceeding Preliminary Screening Values
Figure 9	Conceptual Site Model

LIST OF ATTACHMENTS

Appendix A	2022 Pre-Design Sampling Event Field Documentation
Appendix B	2022 Pre-Design Sampling Event Laboratory Report
Appendix C	2022 Pre-Design Sampling Event Data Validation Package
Appendix D	LNAPL Calculations
Appendix E	Regulatory Concurrence Letters
Appendix F	Redstone Arsenal RCRA Permit Modification Request
Appendix G	Corrective Measures Implementation Schedule
Appendix H	Quality Control Plan
Appendix I	Groundwater Monitoring Plan
Appendix J	Accident Prevention Plan

ACRONYMS AND ABBREVIATIONS

%	percent	IAW	In Accordance With
µg/L	micrograms per liter	IDW	Investigation Derived Waste
AAC	Alabama Administrative Code	IELCR	Individual Excess Lifetime Cancer Risk
ADEM	Alabama Department of Environmental Management	IROD	Interim Record of Decision
AEIRG	Alabama Environmental Investigation and Remediation Guidance	IT	IT Corporation
AEL	Advanced Environmental Laboratories	ITRC	Interstate Technology Regulatory Council
AHWMMA	Alabama Hazardous Wastes Management and Minimization Act	IW-QAPP	Installation Wide-Quality Assurance Program Plan
amsl	above mean sea level	IWGW	Installation-Wide Groundwater
APP	Accident Prevention Plan	IWWP	Installation-Wide Work Plan
ARBCA	Alabama Risk-Based Corrective Action	LNAPL	Light non-aqueous phase liquid
AST	aboveground storage tank	LTM	Long-Term Monitoring
bgs	below ground surface	LUC	Land Use Control
BSV	Background Screening Value	MCL	Maximum Contaminant Level
btoc	below top of casing	mg/L	milligrams per liter
CB&I	CB&I Federal Services LLC	MICC	Mission and Installation Contracting Command
CFR	Code of Federal Regulations	MNA	Monitored Natural Attenuation
CG	Cleanup Goal	ND	Non-detect
CMI	Corrective Measures Implementation	NEUR	Notice of Environmental Use Restriction
CMO	Corrective Measures Objective	NFA	No Further Action
COC	Contaminant of Concern	No. 2	Number 2
COPC	Contaminants of Potential Concern	ORP	Oxidation-Reduction Potential
COPEC	Contaminants of Potential Ecological Concern	OU	Operable Unit
CSM	Conceptual Site Model	OWS	Oil/water separator
DIA	Defense Intelligence Agency	PAH	Polycyclic aromatic hydrocarbon
DNAPL	Dense Non-Aqueous Phase Liquid	PMP	Project Management Plan
DO	Dissolved Oxygen	POL	Petroleum, Oils, and Lubricants
ECC	Environmental Chemical Corporation	PSA	Potential Source Area
ESV	Ecological Screening Value	PSL	Preliminary Screening Level
EUR	Environmental Use Restriction	PSV	Preliminary Screening Value
ft ² /day	square feet per day	QCP	Quality Control Plan
GWMP	Groundwater Monitoring Plan	RCRA	Resource Conservation and Recovery Act
HGL	HydroGeoLogic, Inc.	RFI	RCRA Facility Investigation
HHRA	Human Health Risk Assessment	RM	Risk Management
HI	Hazard Index	RSA	Redstone Arsenal
		RSL	Regional Screening Levels
		SAC	Site Access Control
		Shaw	Shaw Environmental, Inc.
		SOP	Standard Operating Procedure
		SLERA	Screening-Level Ecological Risk Assessment

ACRONYMS AND ABBREVIATIONS

SVOC	Semivolatile Organic Compound	USEPA	United States Environmental
SWMU	Solid Waste Management Unit		Protection Agency
TAL	Target Analyte List	UST	Underground Storage Tank
USAEC	United States Army Environmental Command	VOC	Volatile Organic Compound

This page intentionally left blank.

EXECUTIVE SUMMARY

Environmental Chemical Corporation (ECC), on behalf of the United States Army Garrison–Redstone, prepared this Redstone Arsenal (RSA)-306 Corrective Measures Implementation (CMI) Work Plan for RSA, Madison County, Alabama, under the management of the United States Army Environmental Command (USAEC). The Mission & Installation Contracting Command (MICC) contracted ECC under Contract Number W91ZLK-09-D-0006, Delivery Order W9124J21F0020 to perform environmental remediation and restoration and program management services at RSA under the Resource Conservation and Recovery Act (RCRA) Corrective Action program in accordance with RSA’s hazardous waste permit (United States Environmental Protection Agency [USEPA] ID # AL7 210 020 742). This CMI Work Plan was developed to provide technical guidance for implementing the corrective measures selected for groundwater at RSA-306, RSA-306, Steam Heating Plant, Building 7291, located within Operable Unit (OU) 24.

RSA-306 is located west of Sheffield Road in the northern portion of the former RSA Rocket Engine South Plant area. RSA-306 is an active steam heating plant used to support operations in the adjacent rocket motor conditioning facility, Building 7290. Features within or surrounding the 0.10-acre site include Building 7291, a concrete sump, an oil/water separator (OWS), a 10,000-gallon aboveground storage tank (AST) storing Number 2 fuel oil, and a water conditioning vault. Potential releases at Building 7291 include petroleum, oils, and lubricants (POL), leaks and spills during boiler operation, overflows of boiler water or boiler blow-down, and brine from water softening to the pipe trench.

This CMI Work Plan summarizes the interim measures already performed at RSA-306 and details the remaining tasks to complete the corrective measures for the site. A 2016 Remedial Facility Investigation (RFI) concluded that groundwater beneath RSA-306 contains 1-methylnaphthalene, benzo(a)anthracene, benzo(b)fluoranthene, dibenz(a,h)anthracene, and benzene in groundwater that could potentially pose a future threat to human health if the groundwater is developed for potable use. However, since the completion of the RFI, the toxicity values for PAHs have changed, resulting in benzo(a)anthracene, benzo(b)fluoranthene, and dibenz(a,h)anthracene no longer being identified as contaminants of concern (COCs). Iron was also identified as a COC in groundwater at RSA-306 since concentrations were greater than background (306-RS2340 only) and screening criteria, and risks could not be evaluated due to the lack of suitable toxicity values. As a result, iron was retained for consideration as a groundwater COC. Iron is likely geochemically mobilized due to the presence of petroleum and will likely continue to be elevated until petroleum is depleted. Exposure to surface media was not found to pose unacceptable health risks to human health or ecological receptors.

In order to confirm the findings of the 2016 RFI and characterize current groundwater conditions, multiple well gauging events and a 2022 pre-design sampling event were performed to support development of Corrective Measures Objectives (CMOs). A light non-aqueous phase liquid (LNAPL) evaluation was also performed in the 2022 investigation in order to assess the practicability of LNAPL recovery. Results of the LNAPL evaluation indicate low recoverability. The majority of the LNAPL at the site is restricted to a localized area and is in a state of lesser mobile and residual saturation. However, as LNAPL transmissivity results are close to the

recommended recoverability threshold, passive recovery was therefore included in remedial alternatives.

Based on identified groundwater COCs, and potential LNAPL transmissivity, corrective measures are needed at RSA-306 to 1) reduce or prevent human exposure to groundwater used for potable purposes contaminated with iron, 1-methylnaphthalene, and benzene such that regulatory limits are achieved or no unacceptable hazard or risk is present; and 2) reduce the presence of separate phase product (i.e., LNAPL) to the maximum extent practicable in order to reduce the potential for dissolution of constituents into groundwater.

Alternatives to address COCs were developed to meet the CMOs for groundwater contamination at RSA-306 and include:

- **Alternative 1** - No Action
- **Alternative 2** – LNAPL Natural Source Zone Depletion, Monitored Natural Attenuation (MNA), Long-Term Monitoring (LTM), and Land Use Controls (LUCs)
- **Alternative 3** – LNAPL Passive Removal, LNAPL Natural Source Zone Depletion, MNA, LTM, and LUCs

Based on the LNAPL assessment and 2022 pre-design groundwater sampling, the selected corrective measure is Alternatives 3, passive LNAPL recovery (absorbent socks), LNAPL natural source zone depletion, MNA, LTM, and LUCs.

The mechanisms through which LNAPL recovery and groundwater remediation are achieved are a combination of passive LNAPL recovery, natural source zone depletion, and natural attenuation. MNA (including LTM) will be initiated to monitor the changes of COC concentrations in groundwater and site-specific LUCs prohibiting groundwater use at RSA-306 will be enacted. The nine existing monitoring wells at RSA-306 will be included in the monitoring program and the analytical program will consist of site-related COCs identified for groundwater at this site, as well as the MNA parameters. Groundwater monitoring and reporting will be conducted for 30 years (Years zero through 30) or until concentrations in groundwater reach cleanup goals (CGs).

Quarterly (Year 1 through 30) groundwater sampling for performance monitoring of MNA processes would be conducted. Ongoing LTM optimization will be performed throughout as appropriate based on contaminant trends in order to evaluate the effectiveness of the existing monitoring well network and analytical program. As stated in AHWMMMA Permit Condition I.J, the Permittee shall request a permit modification whenever changes in operating plans or facility design affect any plan (e.g., closure, groundwater monitoring, post-closure, or corrective action) required or referenced by the permit. The Permittee will submit a written request for a permit modification pursuant to the requirements of ADEM Admin. Code Rule 335-14-08-.04(2) at least sixty calendar days prior to the proposed change in facility design or operation. Based on the historical site concentrations, it is expected that the sampling frequency will be petitioned to be reduced to semiannual and then annual over the course of the thirty-year remedial timeframe. Statistical analysis (e.g., Mann-Kendall) will be used to support the decision to decrease sampling frequency.

1.0 INTRODUCTION

Environmental Chemical Corporation (ECC), on behalf of the United States Army Garrison–Redstone (hereinafter referred to as the Army), prepared this RSA-306 Corrective Measures Implementation (CMI) Work Plan for Redstone Arsenal (RSA), Madison County, Alabama, under the management of the United States Army Environmental Command (USAEC). The Mission and Installation Contracting Command (MICC) contracted ECC under Contract Number W91ZLK-09-D-0006, Delivery Order W9124J21F0020 to perform environmental remediation and restoration and program management services at RSA under the Resource Conservation and Recovery Act (RCRA) Corrective Action program in accordance with RSA’s Alabama Hazardous Wastes Management and Minimization Act (AHWMMA) Hazardous Waste Storage Facility/Thermal Treatment /Solid Waste Management Unit (SWMU) Corrective Action Permit, dated 19 July 2021 (hereinafter referred to as the Permit) (United States Environmental Protection Agency [USEPA] ID # AL7 210 020 742) (Alabama Department of Environmental Management [ADEM], 2021). This CMI Work Plan was developed to provide technical guidance for implementing the remaining corrective measures selected for RSA-306, Steam Heating Plant, Building 7291, located within Operable Unit (OU) 24 (**Figure 1**).

This CMI Work Plan incorporates applicable elements of the Permit (ADEM, 2021) and the most recent edition of the Alabama Environmental Investigation and Remediation Guidance (AEIRG) (ADEM, 2017). This CMI Work Plan is submitted to fulfill in part the requirements listed in Section VI.E of the Permit. As specified in Sections VI.E.3 and VIII.B.6 of the Permit, requests for permit modification and an environmental use restriction are included as part of this Work Plan. This CMI Work Plan protects human health and the environment from hazardous constituents at concentrations exceeding applicable limits.

1.1 Purpose

This CMI Work Plan documents the interim measures already completed at RSA-306 and presents the remaining corrective measures selected to address groundwater contamination. The nature and extent of contamination was presented in the RSA-306 RCRA Facility Investigation (RFI) report (CB&I Federal Services LLC [CB&I], 2016), which was approved by ADEM on 31 October 2016. No chemical is present in surface and subsurface soil at concentrations that could cause a groundwater impact due to leaching and migration to the water table. An Alabama Risk-Based Corrective Action (ARBCA) evaluation for human health and a Screening-Level Ecological Risk Assessment (SLERA) was also prepared for RSA-306 as part of the RFI. The ARBCA evaluation concluded that:

- Exposure to soil alone does not pose an unacceptable health threat to a commercial worker, construction worker, or hypothetical residential receptor by direct or indirect exposure pathways;
- Exposure to soil and hypothetical groundwater poses a health threat to the commercial worker, construction worker, and hypothetical residential receptors by direct exposure pathways;
- Exposure to groundwater may pose unacceptable risks to commercial/industrial and hypothetical future receptors if the groundwater were developed for potable use;

- Volatile organic compounds (VOCs) in soil and groundwater do not pose an unacceptable health threat to future building occupants;
- Indirect exposure to cadmium in soil due to consumption of homegrown produce is unlikely to pose a health threat to hypothetical residential receptors; and
- Contaminants in surface soil are unlikely to pose hazards to ecological receptor communities and/or populations and further evaluation of ecological hazards at RSA-306 is not warranted.

The RFI report recommended that corrective measures be implemented at RSA-306 to address the potential for 1-methylnaphthalene, benzo(a)anthracene, benzo(b)fluoranthene, dibenz(a,h)anthracene, and benzene in groundwater to pose a future threat to human health if the groundwater is developed for potable use. However, since the completion of the RFI, the toxicity values for polycyclic aromatic hydrocarbons (PAHs) have changed, resulting in benzo(a)anthracene, benzo(b)fluoranthene, and dibenz(a,h)anthracene no longer being identified as COCs as discussed in further detail in **Section 2.4**.

Lastly, a site-to-background evaluation indicated that iron concentrations in eight groundwater samples were elevated due to organic-induced reductive dissolution. Although the remainder of metal concentrations in groundwater were determined to be naturally occurring, iron was identified as a COC requiring further action.

This CMI work plan was prepared to describe the technical approach and rationale for conducting the field activities that will be performed prior to and during implementation of the groundwater corrective measures.

1.2 Redstone Arsenal Location and Description

RSA occupies approximately 38,300 acres in Madison County, Alabama. The RSA is bounded on the north and east by the city of Huntsville, on the west by the city of Madison, on the west and southwest by Wheeler National Wildlife Refuge, and on the south by the Tennessee River. Huntsville has a population of nearly 165,000; Madison County's population is about 320,000. Approximately 330 military families reside in government quarters on RSA and approximately 40,000 government employees and contractors work at the facility. The primary mission of RSA is the development, acquisition, testing, fielding, and sustainment of aviation and missile weapon systems. Most of the installation tenants support this effort; however, RSA is also home to such diverse activities as training for handling explosives and ordnance devices, Defense Intelligence Agency (DIA) activities, and the production of iron carbonyl. The RSA is home to over 70 different tenant organizations.

1.3 RSA-306 Site Description and History

RSA-306 is located west of Sheffield Road in the northern portion of the former RSA Rocket Engine South Plant area (**Figure 1**). To the north of the site is a heavily vegetated area with small trees and thick brush, to the east is a gravel drive and open grassy area that leads to Sheffield Road,

to the south is a gravel parking lot and open field, and to the west is a fenced area that encompasses Building 7290 and its facilities.

RSA-306 is an active steam heating plant used to support operations in the adjacent rocket motor conditioning facility, Building 7290. Building 7291 was constructed in 1961 with two Number 2 fuel oil-fired boilers. Features within or surrounding the site include Building 7291, a concrete sump, an oil/water separator (OWS), a 10,000-gallon aboveground storage tank (AST) storing Number 2 (No. 2) fuel oil, and a water conditioning vault (**Figure 2**). Potential releases at Building 7291 include petroleum, oils, and lubricants (POL); leaks and spills during boiler operation; overflows of boiler water or boiler blow-down; and brine from water softening to the pipe trench.

The AST at Building 7291 was installed in 1996 when it replaced two 15,000-gallon underground storage tanks (UST). The two 15,000-gallon USTs have since been removed from the site. The 10,000-gallon-capacity AST currently holds No. 2 fuel oil, is constructed of fiberglass-clad steel, and is double-walled. Secondary containment consists of an interstitial monitoring alarm and overflow alarms. To date, no known releases have occurred from the AST.

In June 2013, while digging to complete the well pad for monitoring well 306-RS2341, a 75-millimeter, concrete-filled, inert projectile was found. RSA-306 lies within the site boundary of RSA-046, which is an operational range and was once an impact area for remote firing of artillery rounds. Garrison Explosives Safety and a two-man team from ISSI Unexploded Ordnance, Inc. responded to investigate the item uncovered. The projectile was removed from the site and disposed of.

1.4 Ecology

This 0.10-acre environmental site area is covered by mowed grassy areas and Building 7291. There are no native trees or large shrubs within the site boundary. Non-native grasses populate the majority of the site area. The nearby lands surrounding the site consist of a flat grassy area to the west, with Building 7290 further west; vegetation and a low-lying swamp area to the north, paved parking to the south, and a paved drive and Sheffield Road to the east. Historical aerial photographs indicate that most of the surrounding areas were undeveloped until the early-1960s. Industrial areas surround most of the site to the northeast, south, and west. There is a man-made surface water drainage ditch outside of the northern boundary of the site. This ditch flows west to east and discharges into the surface water drainage ditch that runs parallel to Sheffield Road. There are no permanent or semipermanent surface water bodies within the boundaries of RSA-306. Due to the predominance of buildings and pavement covering the ground surface, RSA-306 provides limited ecological habitat. An ecological evaluation was performed as part of the RFI and is summarized below in **Section 2.4.3**.

1.5 Climate

Climate is a primary component in the hydrologic cycle and water budget and an integral element of the hydrogeologic framework of a site. Seasonal and storm-related trends in temperature and rainfall influence surface water and groundwater flow conditions. Average annual rainfall at RSA is 52 inches and rainfall is the principal source of groundwater recharge, either directly through

infiltration and percolation through the vadose zone (unsaturated overburden) or as runoff to streams, which may also recharge groundwater. On an annual basis, 75 to 90 percent (%) of rainfall at RSA is lost to evapotranspiration [Shaw Environmental, Inc. (Shaw), 2003]. Discounting runoff to surface water, five to 13 inches of rainfall remain available to recharge groundwater. Rainfall contributes to groundwater recharge primarily during the winter, when deciduous trees are leafless, reducing overall transpiration. With the onset of the growing season in April, temperatures increase dramatically, and most potential recharge is lost through evaporation and transpiration.

1.6 Geology

General installation-wide environmental setting information is presented in Section 2.0 of the RSA Installation-Wide Work Plan (IWWP) (IT Corporation [IT], 2002), which includes discussions of regional stratigraphic and structural geology, surface and subsurface hydrology, and other physiographic and geographic topics. Logs of soil borings advanced at the site were used to interpret the site-specific geology, which consists of a silty clay soil overlying limestone bedrock.

1.6.1 Soil

Lithologic logs from soil and well borings completed at RSA-306 indicate that the native soils consist predominantly of medium- to high-plasticity silty clay, interbedded with lenses or thin layers of cherty, limestone gravel. Based on auger refusal, the thickness of the overburden soils ranges from greater than 9.8 feet to approximately 17 feet. Chert and limestone fragments which originated from weathering of the cherty limestone bedrock matrix are found in the silty clay matrix. The amount of residual material increases with depth, and a zone containing abundant residual chert fragments is often found immediately above the limestone bedrock.

The overburden or unconsolidated soil layer across most of RSA is called residuum because it formed from in situ chemical weathering of the underlying karstic limestone bedrock. This overburden layer consists mainly of clay and silty clay and also includes varying amounts of residual chert fragments which were present within the parent limestone and have resisted chemical weathering because of their siliceous composition. The chert can be found scattered within the clay matrix as nodules or concentrated locally as near-horizontal layers within the soil. Although there is little compositional variation within the overburden, the residuum does not transmit groundwater uniformly. Groundwater infiltration follows preferred pathways because zones of higher hydraulic conductivity developed during soil-forming processes. Preferred pathways within the overburden directly affect contaminant migration and distribution within the soil column.

Residual clay generally has low horizontal and vertical hydraulic conductivities. At a given location, a layer of chert within the clay matrix may decrease vertical hydraulic conductivity and increase horizontal conductivity, while conversely isolated nodules of chert may increase the vertical conductivity. Preferred groundwater flow pathways in the overburden also include macropores caused by rotting tree roots and burrowing animals.

Additionally, microfractures may be created within the clay during raveling, a process in which the clay slowly subsides as it is eroded and carried away by groundwater in bedrock fractures and

conduits. Vertical movement of the soil caused by raveling or sloughing into fractures and conduits results in the development of microfractures in the overlying material. The microfractured clay soils have higher hydraulic conductivities than undisturbed clay and also act as preferred groundwater flow pathways.

1.6.2 Bedrock

Depth to bedrock varies across RSA-306 from greater than 9.8 feet to approximately 17.2 feet below ground surface (bgs). Depth to bedrock across this portion of RSA is variable over short distances due to solution weathering of the upper bedrock surface (epikarst). Lithologic data from bedrock wells installed across this portion of RSA indicate that the shallow bedrock first encountered correlates with upper Tuscumbia Limestone and exhibits well-developed karst features. The Tuscumbia Limestone beneath this area is characterized by thinly bedded to massive, fine to medium crystalline, stylolitic limestone with numerous chert nodules and chert lenses. The Tuscumbia is underlain by the Fort Payne Chert, which consists of thinly bedded, fossiliferous limestones interbedded with chert. The Fort Payne is underlain by the Chattanooga Shale, a dark gray to black, fissile shale. Groundwater samples from wells screened in the basal Fort Payne and Chattanooga Shale are locally saline and high in total dissolved solids (greater than 12,000 parts per million) and, therefore, are not considered part of the potable water aquifer flow system at RSA.

1.6.3 Hydrogeology

Topography across the site is flat but slopes slightly from west to east (**Figure 2**). No perennial water features are associated with the site, and site drainage is controlled by an unlined drainage ditch to the south of the site. The entire site lies outside the 100-year floodplain. There is a man-made shallow, unlined surface drainage ditch located to the northeast of RSA-306. Water runoff overland flows from a low-lying area to the northwest of RSA-306 and is carried to a surface ditch that runs parallel to Sheffield Road.

Groundwater beneath RSA-306 generally occurs in the unconsolidated overburden above the bedrock layer. The overburden soil layer just above the bedrock interface is saturated most of the time. At depth in the limestone bedrock, groundwater occurs under semiconfined conditions, flowing along discrete joints and bedding-plane partings. The water table across RSA-306 and the larger RSA-146 groundwater unit generally mimics the local topography.

Isolated zones of perched water often occur in the overburden layer. These perched water zones typically have limited horizontal and vertical extents and may become dewatered (or dry out) seasonally. The source of the water in the perched zones is infiltration from the surface and seasonally high water rising upward from the potentiometric surface below.

The potentiometric surface maps shown on **Figures 3** through **7** are based on the groundwater elevations measured in April 2015, June 2021, August 2021, November 2021, and January 2022, respectively. Depth to groundwater in overburden wells on RSA-306 fluctuates seasonally. Potentiometric depths ranged from approximately 0.48 to 6.79 feet bgs, with an overall average depth of approximately 3.09 feet bgs from April 2015 to January 2022. Groundwater elevations in

overburden monitoring wells ranged from 578.65 to 583.7 feet above mean sea level (amsl), with an average of 581.55 feet amsl from April 2015 to January 2022.

A potentiometric surface map based on the groundwater elevations measured in January 2022 is shown on **Figure 7**. As shown on this figure, the potentiometric surface ranges from 583 feet amsl to the northeast of the site to approximately 581 feet amsl to the middle of the site. The January 2022 measurements indicate that the former tank pit creates a mounding effect at monitoring well 306-RS2343. Groundwater appears to flow radially from this high point, with a predominant flow to the southeast through west-northwest.

1.7 Document Organization

This CMI Work Plan is organized into the following five chapters:

- **Chapter 1.0, *Introduction***, presents the purpose and overview of the document and includes a brief site history and description, including the topography, geology, and hydrogeology associated with the site.
- **Chapter 2.0, *Investigation Results***, presents additional background information about the site, including investigations and reporting history, nature and extent of contamination, fate and transport, site risks, and the final Conceptual Site Model (CSM).
- **Chapter 3.0, *Decision Summary***, describes the basis for the action, including the Corrective Measures Objectives (CMOs), cleanup goals (CGs), and the selected corrective measures.
- **Chapter 4.0, *Corrective Measure Implementation***, describes the planned CMI activities necessary to implement the corrective measures at RSA-306.
- **Chapter 5.0, *Contingencies***, describes the potential for variances that could arise during execution of the corrective measures described herein.
- **Chapter 6.0, *References***, provides the references that contributed to the preparation of this CMI Work Plan.

The following plans and supporting documentation are included as appendices to this CMI Work Plan:

- **Appendix A:** 2022 Pre-Design Sampling Field Documentation
- **Appendix B:** 2022 Pre-Design Sampling Laboratory Report
- **Appendix C:** 2022 Pre-Design Sampling Data Validation Package
- **Appendix D:** LNAPL Calculations
- **Appendix E:** Regulatory Concurrence Letters
- **Appendix F:** RSA RCRA Permit Modification Request
- **Appendix G:** CMI Schedule
- **Appendix H:** Quality Control Plan (QCP)
- **Appendix I:** Groundwater Monitoring Plan (GWMP)
- **Appendix J:** Accident Prevention Plan (APP)

As the Army implements the corrective measures using support contractors, variations from this CMI Work Plan may be proposed prior to or during field activities. Proposed changes will be submitted by the construction contractor to the Army as field variances for approval prior to implementation as part of the corrective measures process. As part of their approval process, the Army will discuss applicable field variances with ADEM to determine if the variance process is suitable for documenting the proposed changes, or whether revisions to the CMI Work Plan along with a permit modification may be needed. Any variances will be documented and included with the CMI report for the sites.

This page intentionally left blank.

2.0 INVESTIGATION RESULTS

This chapter presents additional background information for RSA-306, including the investigation history, nature and extent of contamination, fate and transport summary, human health and ecological risks, and the final CSM.

2.1 Investigation History

The following environmental investigations were previously completed at RSA-306 in support of the RFI:

- SWMU assessment (Shaw, 2008)
- Release assessment (Shaw, 2012)
- RSA-146 RFI (CB&I, 2015)
- RSA-306 RFI (CB&I, 2016)
- 2022 Pre-Design Sampling Event

A complete discussion of the previous site investigations is available in the RSA-306 RFI report (CB&I, 2016). The RFI report was completed in July 2016, and the report was approved by ADEM on 31 October 2016. The RFI evaluated available data for their usability and defined an appropriate data set for evaluating nature and extent for RSA-306, which consisted of analytical results from 15 surface soil samples, 29 subsurface soil samples, and 20 groundwater samples from site overburden monitoring wells. The RFI concluded that although the vertical and horizontal delineation of contamination at RSA-306 has been achieved, there is the potential for iron, 1-methylnaphthalene, benzene, benzo(a)anthracene, benzo(b)fluoranthene, and dibenz(a,h)anthracene in groundwater to pose a future threat to human health if the groundwater is developed for potable use. As discussed further in **Section 2.4**, revisions to PAH toxicity values resulted in benzo(a)anthracene, benzo(b)fluoranthene, and dibenz(a,h)anthracene no longer being identified as groundwater contaminants of concern (COCs).

Soil and groundwater samples were analyzed for metals, VOCs, and semivolatile organic compounds (SVOCs) including PAHs. The RFI concluded that the vertical and horizontal delineation of contamination at RSA-306 had been achieved for both soil and groundwater and that no site-related COCs were identified for surface media and corrective measures focus on groundwater only. Free-phase product, i.e., LNAPL, was also observed in May 2015 through January 2022.

2.1.1 2022 Pre-Design Sampling Event

In order to confirm the findings of the 2016 RFI and characterize current groundwater conditions, multiple well gauging events and a pre-design sampling event were performed to support development of CMOs. An LNAPL evaluation was also performed in the 2022 investigation in order to assess the practicability of LNAPL recovery.

Groundwater gauging data collected from six monitoring wells (306-RS2340, 306-RS2341, 306-RS2342, 306-2343, 306-RS2344, and 306-RS2346) during the 2016 RFI indicated that the former tank pit creates a mounding effect and that groundwater at the site flows radially from this high point, with the predominant flow direction being to the southeast through the northwest (CB&I, 2016) (**Figure 3**). However, the RFI report also noted that three additional monitoring wells (306-RS2805, 306-RS2806, and 306-RS-2807) were installed in January 2016 in response to review comments from ADEM. These, along with 306-RS2346 were sampled in May 2016; however, new potentiometric surface maps incorporating the new locations were not created with groundwater elevations from these wells.

Water levels were measured in June, August, and November 2021 in order to capture seasonal variability and determine the presence of LNAPL for the RSA-306 groundwater monitoring well network (306-RS2340, 306-RS2341, 306-RS2342, 306-2343, 306-RS2344, 306-RS2346, 306-RS2805, 306-RS2806, and 306-RS2807). With the exception of 306-RS2341, the monitoring well network was also gauged in January 2022 during the pre-design sampling event. Monitoring well 306-RS2341 was damaged and the casing full of debris following the November 2021 gauging event and could therefore not be gauged or sampled in January 2022. During the most recent January 2022 pre-design sampling event, the depths to groundwater ranged from 1.42 feet bgs at 306-RS2343 to 4.13 feet bgs at 306-RS2807.

Potentiometric surface maps for the June 2021, August 2021, November 2021, and January 2022 gauging events are included as **Figures 4** through **7**, respectively. The mounding effect created by the former tank pit that was observed during the April 2015 event is still present; however, predominant groundwater flow observed during the June, August, and November 2021 events is to the northwest and to the east, which coincides with the site's topography, instead of to the northwest and southeast as observed in the RFI report. A slight depression in the vicinity of monitoring well 306-RS2340 was observed during the January 2022 gauging event, but this is likely a result of the bail-down/recharge test that was performed on the same day as part of the LNAPL assessment. Groundwater levels will continue to be monitored and recorded during future sampling events to capture seasonal variability in groundwater flow at RSA-306.

During the monitoring well inspections conducted prior to the pre-design sampling event, monitoring well 306-RS2340 contained free product (0.10 inch), monitoring well 306-RS2341 was destroyed and the casing full of debris, and monitoring well 306-RS2346 contained an obstruction at approximately five feet below the top of casing (btoc). Groundwater samples were therefore not collected from these locations. Inspection findings were documented on monitoring well inspection forms presented in **Appendix A**. Recommendations for repair of these wells is discussed further in **Section 4.2.4**.

Pre-design groundwater samples were collected from monitoring wells 306-RS2342, 306-RS2343, 306-RS2344, 306-RS2805, 306-RS2806, and 306-RS2807 on 18 and 19 January 2022 (**Figure 2**). Monitoring wells were sampled in accordance with the December 2019 Installation-Wide Quality Assurance Program Plan (IW-QAPP) (HydroGeoLogic, Inc. [HGL], 2019). Field documentation including gauging, well inspection, calibration, purge, and sampling forms, in addition to Daily Site Reports are provided in **Appendix A**. Laboratory and data validation packages are provided in **Appendices B** and **C**, respectively. Field parameters including temperature, pH, conductivity,

dissolved oxygen (DO), oxidation reduction potential (ORP), and turbidity were measured, and samples were analyzed for benzene, 1-methylnaphthalene, and iron using approved laboratory methods by Advanced Environmental Laboratories (AEL) in Jacksonville, Florida.

Table 1 presents the analytical results from both the January 2022 pre-design groundwater sampling event and the historical groundwater sampling events presented in the RFI (CB&I, 2016). As benzene, 1-methylnaphthalene, and iron were the only COCs identified in the RFI, these were the only constituents analyzed in the pre-design sampling event.

As presented in **Table 1**, benzene was not detected in any of the six monitoring wells and 1-methylnaphthalene was detected in monitoring well 306-RS2343, but at a concentration below the preliminary screening value (PSV) of 1.1 micrograms per liter ($\mu\text{g/L}$). While iron was detected in four monitoring wells (306-RS2342, 306-RS2343, 306-RS2344, and 306-RS2805), only concentrations from monitoring wells 306-RS2343 and 306-RS2344 exceeded the PSV of 1,400 $\mu\text{g/L}$ (5,100 $\mu\text{g/L}$ and 4,500 $\mu\text{g/L}$, respectively). However, these values are well below the background screening value (BSV) for iron of 12,100 $\mu\text{g/L}$.

Of those monitoring wells sampled in 2022, concentrations were found to be less than or similar to those presented in the 2016 RFI for site COCs. CMOs are discussed further in **Section 3.1.1**. **Figure 8** presents detected concentrations in exceedance of their respective PSVs presented in the RFI Report, as well as those from the 2022 pre-design sampling event.

Water quality parameters were also evaluated to support an initial assessment of Monitored Natural Attenuation (MNA). Final stabilized parameter readings are presented in **Table 1**. The DO readings within impacted and non-impacted wells suggest biodegradation of hydrocarbons is occurring in the impacted areas as discussed further in **Section 2.3.1**.

Historically, LNAPL has only been detected in monitoring well 306-RS2340. LNAPL was first observed in this well in May 2015 at an apparent thickness of 0.02 foot. The presence of LNAPL was confirmed in November 2016 at an apparent thickness of 0.3 foot. No other monitoring wells indicated the presence of LNAPL. All site monitoring wells were monitored for LNAPL for four quarterly events (June 2021, August 2021, November 2021, and January 2022) to assess seasonality impacts of groundwater levels on the LNAPL apparent thickness. Monitoring well 306-RS2340 was the only well that contained LNAPL. Apparent LNAPL thickness ranged from 0.03 feet in August 2022 to 0.23 feet in June 2021 (**Appendix A**).

Given the minimal seasonal fluctuation of groundwater at well 306-RS2340 (< 1 ft), low LNAPL volumes (ranges from 0.36 inches to 2.76 inches), and the soil type (clay), the results of additional transmissivity tests are not likely to yield significantly different results. Correlation of seasonality impacts of groundwater levels on apparent LNAPL thickness is provided below; where LNAPL thickness increases with depth to water.

Monitoring Well ID	Measurement Date	Depth to Water (ft btoc)	Apparent LNAPL Thickness (ft)
306-RS2340	6/23/2021	3.05	0.23
	8/23/2021	2.46	0.03
	11/23/2021	3.21	0.15
	1/18/2022	2.98	0.10

LNAPL was not assessed to determine actual versus the apparent thickness prior to the January 2022 sampling event. IAW the IW-QAPP, a bail-down/recharge test was completed on 18 January 2022 at monitoring well 306-RS2340 to determine the occurrence and recoverability of free product at RSA-306. The Bouwer and Rice Method (Bouwer and Rice, 1976) was used to analyze the data collected during the bail-down test and calculate the LNAPL transmissivity. LNAPL transmissivity provides a useful measure of potential hydrocarbon liquid mobility within the subsurface environment. The magnitude of LNAPL transmissivity is used as a metric for hydrocarbon recovery system performance and determination of technology-specific endpoints.

The calculated LNAPL transmissivity was estimated at 0.08 square feet per day (ft²/day) (**Appendix D**). The LNAPL transmissivity estimate is below the Interstate Technology Regulatory Council (ITRC) recommended recoverability threshold of 0.1 to 0.8 ft²/day (ITRC, 2009). Empirical data suggests that LNAPL transmissivity values below 0.1 to 0.8 ft²/day indicate low recoverability and therefore, the majority of the LNAPL at the site is in a state of lesser mobile and residual saturation. Data collected during the bail-down/recharge test is presented in **Appendix A**. Water quality data collected as part of the historical and pre-design sampling events are discussed in the following sections as they relate to fate and transport and attenuation mechanisms.

2.2 Nature and Extent of Contamination

The investigations to date have provided sufficient characterization data for determining the nature and extent of contamination (see Section 3.0 of the RFI Report [CB&I, 2016]). The following sections present a summary of the nature and extent of contamination at RSA-306 as documented in the RFI report (CB&I, 2016), as well as from the 2021 pre-design sampling event.

2.2.1 Metals

As discussed previously, iron was the only metal identified as a COC within the RFI. Of the 16 groundwater samples collected as part of the RFI, iron exceeded its PSV of 1,400 µg/L in nine samples within monitoring wells 306-RS2340, 306-RS2341, 306-RS2343, and 306-RS2344. However, only a single sample detected in June 2014 at 306-RS2340 exceeded its BSV of 12,100 µg/L with a detected concentration of 30,100 µg/L. Iron is likely geochemically mobilized in 306-

RS2340 due to the presence of petroleum and will likely continue to be elevated until petroleum is depleted.

In January 2022, iron was detected within 306-RS2342, 306-RS2343, 306-RS2344, and 306-RS2805 and exceeded its PSV at 306-RS2343 (5,100 µg/L) and 306-RS2344 (4,500 µg/L) but were well below the BSV (**Table 1** and **Figure 8**). As concluded in the RFI, elevated iron concentrations were attributed to VOC-induced reductive dissolution and the remaining iron concentrations were determined to be naturally occurring.

2.2.2 Volatile Organic Compounds

Benzene was the only VOC selected as a COC in the RFI due to two of the three detected concentrations in monitoring well 306-RS2340 exceeding the PSV of 5 µg/L in December 2013 and June 2014 (**Figure 8**). In January 2022, benzene was below detection limits in each of the six site monitoring wells sampled as part of the pre-design sampling event (**Table 1** and **Figure 8**). As mentioned previously, samples were not collected from monitoring wells 306-RS2340, 306-RS2341, and 306-RS2346 due to the presence of LNAPL or damage/debris.

2.2.3 Semivolatile Organic Compounds/Polycyclic Aromatic Hydrocarbons

Four SVOCs/PAHs (1-methylnaphthalene, benzo[a]anthracene, benzo[b]fluoranthene, dibenz[a,h]anthracene) were identified in the 2016 RFI as COCs based on unacceptable risks for the hypothetical future residential receptor. As shown in **Table 1**, since the completion of the RFI, toxicity values have been updated for PAHs and concentrations of benzo(b)fluoranthene and dibenz(a,h)anthracene no longer exceed the most recent PSVs based on updated USEPA Tapwater Regional Screening Levels (RSLs) of 0.25 µg/L and 0.025 µg/L, respectively (USEPA, 2022) (previously 0.034 µg/L and 0.0034 µg/L, respectively). The updated PSVs result in an elimination of the benzo(b)fluoranthene and dibenz(a,h)anthracene exceedances within 306-RS2343 and they are therefore no longer identified as COCs requiring further action for groundwater.

Although benzo(a)anthracene concentrations within 306-RS2343 exceeded the updated PSV of 0.03 µg/L based on updated toxicity values and the most recent USEPA Tapwater RSLs (USEPA, 2022), as discussed further in **Section 2.4**, updated results of the Human Health Risk Assessment (HHRA) for benzo(a)anthracene resulted in a total cancer risk of 8.98E-08 (previous total cancer risk of 1.03E-05), which is well below the ADEM trigger level of 1E-06. As a result, benzo(a)anthracene is no longer identified as a COC. Therefore, only 1-methylnaphthalene requires further action for groundwater.

In the January 2022 pre-design sampling event, 1-methylnaphthalene was only detected at monitoring well 306-RS2343 below the PSV of 1.1 µg/L at a concentration of 0.084 µg/L (**Table 1** and **Figure 8**). Samples were not collected from monitoring wells 306-RS2340, 306-RS2341, and 306-RS2346 due to the presence of LNAPL or damage/debris.

2.2.4 Light Non-Aqueous Phase Liquid

Free-phase product, i.e., LNAPL, was observed in one monitoring well, 306-RS2340, in May 2015 at a thickness of 0.02 foot. The presence of LNAPL was confirmed in November 2016 at a thickness of 0.3 foot. In January 2022, LNAPL was detected at a thickness of 0.10 foot. No other monitoring wells indicated the presence of LNAPL. As discussed previously, LNAPL transmissivity values calculated as part of the pre-design sampling event indicate low recoverability and therefore, the majority of the LNAPL at the site is in a state of lesser mobile and residual saturation.

2.3 Contaminant Fate and Transport Summary

A migration assessment was completed for contaminant migration from surface media to groundwater and included in the RSA-306 RFI report (CB&I, 2016). The assessment concluded that no further evaluation of any chemical detected in soil is warranted and that the results indicate that chemicals in soil at RSA-306 do not pose a current leaching threat to groundwater and will not adversely impact groundwater quality in the future.

2.3.1 Fate of Groundwater Contaminants

Over time, groundwater contaminant concentration and mass are reduced due to the combined effects of physical attenuation (adsorption, dilution, and sorption) and biochemical attenuation (intrinsic biodegradation).

- **Physical Attenuation Mechanisms.** Generally, physical attenuation refers to the dilution and dispersion of contaminant concentrations in surface water or groundwater over time. Dilution and dispersion tend to enlarge contaminant plumes, causing a net decrease in contaminant levels at any one location. As the contaminant plume moves through the saturated medium, adsorption/desorption processes tend to slow chemical migration rates. Additionally, adsorption/desorption processes tend to separate individual chemical plumes, as contaminants with high affinities to organic matter or clay minerals lag behind compounds with lower soil adsorption coefficients. Physical attenuation tends to depend on the velocity of water flow (e.g., a fast-moving stream versus a slow-moving river) and its rate of mixing.
- **Biochemical Attenuation Mechanisms.** Biochemical or biologically enhanced chemical attenuation refers to a collective assemblage of enhanced reactions resulting in the attenuation of the released chemicals. Biodegradation is a biochemical process mediated by microorganisms living in the immediate environment with the contaminant. Biodegradation can occur in water under aerobic or anaerobic conditions.

Groundwater quality data for RSA-306 indicate evidence of the destruction or degradation of petroleum hydrocarbons by biogeochemical processes. If indigenous microorganisms are using the petroleum hydrocarbons as a food source, the groundwater will become anaerobic, as the microbes will use the oxygen, nitrate, ferric iron and sulfate as electron acceptors during respiration. Selected hydrocarbons (VOCs and PAHs) and water quality parameters from the existing data (**Table 1**) are summarized below per *the Technical Protocol for Implementing*

Intrinsic Remediation with LTM for Natural Attenuation of Fuel Contamination Dissolved in Groundwater (Air Force Center for Environmental Excellence, 1999) and evaluated to identify geochemical indicators of hydrocarbon degradation or destruction.

Analyte	Impacted Wells ^a			Non-Impacted Wells ^b		
	Range of Concentrations (µg/L)	Average DO (mg/L)	Exceeds PSVs?	Range of Concentrations (µg/L)	Average DO (mg/L)	Exceeds PSVs?
Benzene	ND – 9.9	0.33	Yes	ND	1.91	No
1-Methylnaphthalene	ND – 6.16		Yes	ND		No

Notes:

^a Includes wells 306-RS2340 and 306-RS2343 (see **Table 1** for analytical results).

^b Includes wells 306-RS2341, 306-RS2342, 306-RS2344, 306-RS2346, 306-RS2805, and 306-RS2807.

µg/L – micrograms per Liter

DO – Dissolved oxygen

mg/L – milligrams per Liter

ND – Non-detect

PSV – Preliminary Screening Value

As summarized above, available data indicate a correlation between low (less than 1.0 mg/L) DO values and the presence of hydrocarbons (including LNAPL), suggesting biodegradation of the hydrocarbons is occurring in the impacted areas. Areas not impacted by hydrocarbons tend to have DO values greater than 1.0 mg/L, reflecting more typical anoxic to aerobic shallow groundwater conditions.

2.4 Site Risk Summary

An ARBCA evaluation for human health and an ecological risk evaluation were performed for RSA-306 in accordance with the ARBCA guidance manual (ADEM, 2008) as part of the RSA-306 RFI (CB&I, 2016). The complete ARBCA evaluation for human health and the ecological risk evaluation is provided in the RFI report (CB&I, 2016).

2.4.1 Current and Potential Future Land and Resources Use

RSA-306 is located in an area designated as Industrial in the RSA Master Plan. It is currently in use as an active steam plant, and the site is covered with mowed grassy areas and Building 7291.

The current use of RSA-306 is industrial. Given the designated land use zone for RSA-306, it is unlikely to be residential in the future. The residential scenario was included in the ARBCA evaluation in order to evaluate this potential future use and determine if this site is eligible for unrestricted reuse in accordance with ADEM requirements. In the Permit, issued under the AHWMMMA, ADEM has specified that investigations must comply with AEIRG and ARBCA guidance. In order to determine if this site is eligible for unrestricted reuse as defined in Alabama Administrative Code (AAC) 335-5 (ADEM, 2013), risks to a residential site user were assessed.

There is no current potable use of groundwater at RSA-306. An Installation-Wide Groundwater (IWGW) Interim Record of Decision (IROD) was instituted and implemented by the Army’s Site Access Control (SAC) program consisting of Land-Use Controls (LUCs) to prevent potable use and provide management control over nonpotable uses of all groundwater beneath RSA (Shaw,

2007). The goal of this Interim Remedial Action, coupled with the existing RSA SAC program (Army, 2012), is to protect RSA workers and on- and off-post residents from exposure to contaminants in RSA groundwater until final corrective measures are in place for the groundwater units.

2.4.2 **Human Health Risk Assessment**

The HHRA for RSA-306 was prepared and presented in the RSA-306 RFI (CB&I, 2016) in accordance with the ARBCA guidance and consisted of a three-tiered process: the Preliminary Screening Level (PSL) evaluation (Tier 1), the Risk Management (RM) -1 evaluation (Tier 2), and the RM-2 evaluation (Tier 3) (ADEM, 2008). In the case of RSA-306, the RM-1 evaluation was not performed; instead, the evaluation proceeded directly from the PSL evaluation to the cumulative risk assessment in the RM-2 evaluation. The PSL evaluation consists of a simple comparison of site concentrations with PSVs, which generally were the, then current, USEPA 2013 RSLs (USEPA, 2013), based on the lower of an Individual Excess Lifetime Cancer Risk (IELCR) of 1E-06 and a noncancer Hazard Index (HI) of 0.1. In the case of groundwater, Maximum Contaminant Levels (MCLs) were used as the PSVs, if available. Otherwise, tap water RSLs were used. Note that **Table 1** was updated to reflect the most recent USEPA Tapwater RSLs from May 2022 (USEPA, 2022). Residential PSVs were selected for the evaluation of this site in order to consider alternatives to attain unrestricted land use.

The PSL evaluation is conducted for all chemicals that are determined to be site-related. Inorganics with maximum detected concentrations that did not exceed their BSVs or shown in a site-to-background evaluation to be naturally occurring were judged not to be site related and therefore not evaluated further. All other detected chemicals were initially identified as Contaminants of Potential Concern (COPCs), and site concentrations were compared to PSVs in the PSL evaluation. A COPC was identified as a COC if the maximum detected concentration was greater than a PSV.

A screening-level vapor intrusion evaluation was also conducted for this site. It was concluded that VOCs in soil and groundwater at RSA-306 do not represent a source that would pose an unacceptable health threat to occupants in the event that buildings are erected on the site in the future.

The soil and groundwater COCs identified in the PSL evaluation were brought forward for evaluation in the cumulative risk assessment (RM-2 evaluation). Since completion and concurrence of the RFI report, toxicity values for PAHs have since been revised (USEPA, 2017). These revisions result in changes to the conclusions of HHRA for benzo(a)anthracene, benzo(b)fluoranthene, and dibenz(a,h)anthracene. Based on the newly published toxicity values, the groundwater PSVs for benzo(b)fluoranthene and dibenz(a,h)anthracene are 0.25 µg/L and 0.025 µg/L, respectively. As shown in **Table 1**, the maximum detected concentrations (0.0482 µg/L and 0.019 µg/L, respectively) for these PAHs are below their respective PSVs and therefore are no longer identified as groundwater COCs. Although the maximum detected concentration for benzo(a)anthracene (0.07 µg/L) exceeds the updated PSV of 0.030 µg/L, cancer risks estimated based on updated toxicity criteria are less than 1E-06, resulting in benzo(a)anthracene also no longer being identified as a COC.

Receptor scenarios evaluated in the cumulative risk assessment included a commercial worker, a construction worker, and a hypothetical residential receptor. A hypothetical future residential receptor was evaluated as required by ADEM to evaluate future use without restrictions and determine whether or not remedial measures and/or LUCs are warranted to achieve No Further Action (NFA) status (ADEM, 2008).

Groundwater was evaluated as if developed as a source of potable water in the future. Risks from exposure to groundwater were assessed even though groundwater use at this site is currently precluded by the terms of the IROD (Shaw, 2007) and nonpotable uses are managed by RSA's SAC program (Army, 2012). The ARBCA guidance considers an IELCR of 1E-05 to be the target cumulative risk. The target cumulative noncancer hazard is an HI of 1.0. Estimated cumulative risks/hazards at or below these targets do not require additional action.

Cumulative IELCR and HI estimates for all receptor scenarios for RSA-306 are summarized in **Table 2**. The cumulative IELCR estimates for exposure to RSA-306 soil alone are less than the ADEM trigger level of 1E-05 for all receptors. Similarly, the cumulative HI values for soil are less than the trigger level of 1 for all receptors. For groundwater, the cumulative IELCR estimate for the construction worker are less than 1E-05; however, the IELCR is greater than 1E-05 for both the commercial worker (total IELCR of 7.6E-05) and the hypothetical resident (total IELCR of 2.5E-04) driven primarily by 1-methylnaphthalene, benzo(a)anthracene, benzo(b)fluoranthene, dibenz(a,h)anthracene, and benzene. The cumulative HI for groundwater exceeded 1.0 for the hypothetical future resident receptor with a total HI of 2.2 (sum of child and adult HIs). Cumulative HIs were less than 1.0 for both the commercial worker (0.57) and the construction worker (0.63).

Iron was also identified as a COC in groundwater at RSA-306 since concentrations were greater than the BSV and PSV and it could not be evaluated in the RM-2 evaluation due to the lack of suitable toxicity values. As a result, iron was retained for consideration as a groundwater COC.

In addition to the ARBCA, a screening-level vapor intrusion evaluation was also conducted for RSA-306 as part of the RFI (CB&I, 2016) to determine whether or not there has been a release of VOCs to groundwater or soil at RSA-306 that may volatilize and migrate upward to pose an unacceptable risk to occupants of commercial/industrial buildings or a hypothetical residential building. The evaluation was limited to a hypothetical residential building, which was considered to be sufficiently protective for occupants of commercial/industrial buildings. It was concluded that VOCs in soil and groundwater at RSA-306 do not represent a source that would pose an unacceptable health threat to future residents, as well as current workers in Building 7291, through the vapor intrusion pathway.

2.4.3 Preliminary Screening-Level Ecological Risk Assessment

A SLERA was completed for RSA-306 as part of the RFI report (CB&I, 2016). The SLERA for surface soil identified calcium, chromium, copper, magnesium, mercury, and zinc as preliminary Contaminants of Potential Ecological Concern (COPECs) that required further assessment. All of the other constituents detected in surface soil at RSA-306 were detected at concentrations less than their respective Ecological Screening Values (ESVs) and/or BSVs and determined to pose negligible ecological hazards.

The COPEC refinement process concluded that no further evaluation was warranted for calcium, chromium, copper, magnesium, and zinc in surface soil at RSA-306 as concentrations of these COPECs are likely naturally occurring. However, results of the screening evaluation and COPEC refinement process indicated that mercury warranted further evaluation for potential impacts to community-level and food chain receptors.

Based on the results of the community-level and food chain assessments for RSA-306, it was concluded that mercury in surface soil is unlikely to pose hazards to terrestrial invertebrate and plant communities or terrestrial food chain populations, and further evaluation of ecological hazards at RSA-306 is not warranted.

2.5 Conceptual Site Model

A CSM was developed during the RFI to guide the investigation at RSA-306 based on historical operations, site information, and evaluation of available soil and groundwater data. **Figure 9** presents a visual representation of the site listing potential contaminants, their likely sources, possible migration pathways, investigated media, potentially impacted media, and current and future hypothetical receptors. The potential release locations and potential contaminants for soil and groundwater include potential releases at Building 7291 associated with historical boiler operations including surface spills/overflow, and aboveground piping leak/failure, as well as subsurface discharge and/or piping and tank leaks. Chemicals associated with Building 7291 support operations within the CSM for this site include metals, VOCs, and SVOCs including low-level PAHs.

A number of chemicals included in RSA's standard analytical list for VOCs and SVOCs are not in the CSM of this site, including the explosives 2,4-dinitrotoluene and 2,6-dinitrotoluene and the SVOCs 3,3'-dichlorobenzidine, 4,6-dinitro-2-methylphenol, 4-chloroaniline, bis(2-chloroethyl) ether, bis(2-chloroisopropyl)ether, and n-nitroso-di-n-propylamine. Additionally, the metal thallium in the target analyte list (TAL) metals suite is not in the CSM for this site. A detailed discussion of these chemicals is presented in Section 3.2 of the RFI (CB&I, 2016).

As shown on **Figure 9**, potential receptors could be exposed to contaminated groundwater. Current human receptors are limited to commercial and construction workers. Future potential receptors include all current receptors plus, under a land reuse scenario, hypothetical child and adult residents.

3.0 DECISION SUMMARY

The RFI report for RSA-306 (CB&I, 2016) concluded that the Army’s historical operations at this site have resulted in releases to groundwater of hazardous substances that pose an unacceptable threat to human health should groundwater be developed as a potable source. This chapter identifies the CMOs based on the results of the RFI and 2022 pre-design sampling and provides CGs that can be used in evaluating alternatives that rely on reduction in concentrations to achieve the CMOs.

3.1 Basis for the Action

A fate and transport evaluation, a HHRA ARBCA evaluation, and a SLERA were performed for RSA-306 as part of the RFI (CB&I, 2016). Follow-up pre-design groundwater sampling was performed in 2022 in order to confirm the findings of the 2016 RFI and current contaminant concentrations of the identified COCs (iron, 1-methylnaphthalene, and benzene). The conclusions from these evaluations were:

- Exposure to groundwater potentially used for potable purposes could pose unacceptable risks/hazards to commercial workers and future hypothetical residents due to the presence of 1-methylnaphthalene and benzene;
- Concentrations of benzene exceeded the MCL;
- Iron concentrations exceeded the BSV and/or PSV. Risks associated with potential exposure to iron could not be quantified due to a lack of suitable toxicity criteria and was therefore retained as a COC; and
- Separate phase petroleum product has been observed at this site and may continue to be a source to groundwater.

3.1.1 Corrective Measure Objectives

Based on the results of the RFI (CB&I, 2016) and the subsequent 2022 pre-design groundwater sampling event, CMOs for RSA-306 are as follows:

- Reduce or prevent human exposure to groundwater used for potable purposes contaminated with iron, 1-methylnaphthalene, and benzene such that regulatory limits are achieved, or no unacceptable hazard or risk is present; and
- Reduce the presence of separate phase product (i.e., LNAPL) to the maximum extent practicable in order to reduce principle source threat materials.

3.1.2 Applicable Regulations

In considering corrective measures, various laws and regulations (State and Federal) may apply. Consideration of applicable laws and regulations may affect the alternative evaluation and selection. The following primary laws and regulations are relevant to groundwater and its potential for potable use:

- Safe Drinking Water Act of 1974 non-zero MCL goals and MCLs (40 Code of Federal Regulations [CFR] Part 141)

- Alabama MCLs (AAC r. 335-7-2).

Federal MCLs have generally been adopted by Alabama. As a result, Federal MCLs are used as CGs for groundwater unless superseded by a State MCL. When a contaminant does not have a Federal or State MCL, a CG is developed based on risk as discussed in **Section 3.1.3** for 1-methylnaphthalene.

Other laws and regulations that may affect alternative evaluation and selection. **Table 4** provides a list of laws and regulations that may be relevant to the RSA-306 corrective measures.

3.1.3 Selected Corrective Measure Cleanup Goals

Corrective measure CGs are established to protect human health and the environment while also meeting applicable regulations for alternatives that rely on concentration reduction. The identification of CGs must consider the environmental issues at the site and the receptors that are affected. CGs are relevant to alternatives that reduce concentrations, such as groundwater treatment or MNA. As noted in **Section 3.3**, Federal MCLs are adopted as groundwater CGs for those substances which have them (benzene), unless superseded by a state MCL. CGs for other substances, as is the case with 1-methylnaphthalene, are typically based on risk considerations. The CGs for RSA-306 were developed in accordance with ADEM guidance where an IELCR of 1E-05 is assumed for the target cumulative cancer risk level and an HI of 1.0 is assumed as the target hazard limit (ADEM, 2008).

For RSA-306, 1-methylnaphthalene, benzene, and iron in groundwater were identified as COCs requiring further action. For relevant COCs in groundwater with MCLs, the MCLs are selected as the CGs, as is the case with benzene. For 1-methylnaphthalene, the CG is based on risk, with the objective of achieving a cumulative cancer risk of 1E-05 and a cumulative HI of 1.0 or less. The CG for 1-methylnaphthalene is based on a target cancer risk of 1E-05 as it is the only COC with a CG based on risk. Note that the risk-based CG, presented below, reflects updated toxicity criteria not included previously used in the ARBCA HHRA. Lastly, a CG could not be established for iron due to a lack of MCL or suitable toxicity values for derivation of a risk-based CG. As a result, iron will be retained for monitoring until background conditions in groundwater are achieved. The CGs for RSA-306 groundwater are summarized below.

Summary of Cleanup Goals – RSA-306

Groundwater COCs	CG (µg/L)	Basis
1-Methylnaphthalene	11	Risk-based
Benzene	5	MCL
Iron	Not established	NA

Notes:

µg/L – micrograms per liter
 CG – Cleanup Goal
 COC – Contaminant of Concern
 MCL – Maximum Contaminant Level
 NA – Not applicable

Note that there are no CGs for the CMO related to the removal of free product. As noted above, this CMO is intended to reduce principle source threat material (i.e., source control). Regulatory requirements, as noted in **Table 4**, also apply (ADEM 335-6-15-.27) and specify that free product shall be removed to the maximum extent practicable.

Although detected concentrations of 1-methylnaphthalene have exceeded the PSV of 1.1 µg/L (**Figure 8**), concentrations of 1-methylnaphthalene remain below the CG of 11 µg/L. Although the CG for 1-methylnaphthalene is greater than the maximum detected concentration in groundwater at RSA-306, this COC has been retained and included in the evaluation of groundwater alternatives. With the exception of detected concentrations within 306-RS2340 from December 2013 and June 2014 (5.79 µg/L and 9.9 µg/L), benzene has either been non-detect or detected at concentrations below the PSV/CG (MCL) of 5 µg/L (**Figure 8** and **Table 1**). Note that monitoring well 306-RS2340 contained free product (0.10 inch), monitoring well 306-RS2341 was destroyed and the casing full of debris, and monitoring well 306-RS2346 contained an obstruction at approximately five feet btoc. As a result, groundwater samples were not collected from these locations since 2014.

3.2 Scope and Role of the Response Action

The environmental concerns at RSA are extremely complex. Work is underway at over 300 sites in the Installation Restoration Program at RSA. To ensure protection from exposure to potentially contaminated groundwater under these sites and elsewhere on RSA, an IWGW IROD has been approved for LUCs (Shaw, 2007 and 2009b). This IROD selected LUCs for groundwater as the interim remedy. LUCs have been implemented to prevent potable use of groundwater and manage nonpotable uses such that exposure to contaminated groundwater is minimized (Shaw, 2009b). This interim remedy will remain in place for the groundwater under RSA-306 until a final remedy has been selected in the decision document for the RSA-146 groundwater unit (**Figure 1**). In accordance with the provisions of the IWGW IROD, as implemented via Army's SAC program, the installation of wells for drinking water is prevented, and all requests for the installation of wells for industrial processes or agricultural purposes on RSA are subject to Army review and approval.

3.2.1 Overall Corrective Measures for Redstone Arsenal and RSA-306

The overall strategy for cleanup at RSA has been presented to the regulators in two cleanup strategy documents, the IWGW Cleanup Strategy (Shaw, 2009a) and the IW Strategy for Cleanup of Impacted Wetlands (Shaw, 2010). The overall RSA cleanup strategy includes the following elements:

- 1) Expedite evaluation and release of surface media sites to allow for efficient, mission-related property reuse.
- 2) Expedite cleanup of sources area at surface media sites and secondary sources of ongoing groundwater contamination, including Dense Non-Aqueous Phase Liquid (DNAPL).
- 3) Prevent exposures to surface media and groundwater that may result in unacceptable risks through the use of the Army's SAC program and from implementation of the groundwater LUCs selected in RSA's IWGW IROD until site-specific corrective measures can be

implemented. This IROD is interim in nature. However, the decision to implement permanent LUCs will occur in conjunction with the RSA-146 groundwater unit.

- 4) Coordinate the evaluation of groundwater units and their associated surface sites so that approval of groundwater RFIs is not delayed by unresolved surface media site issues.
- 5) Design and implement an IWGW monitoring network to monitor remedial progress and ensure that the selected remedies are protective of human health and the environment on a long-term basis.

The corrective measure for RSA-306 is consistent with the overall corrective measures strategy for RSA. The selected remedy will provide protection of human health receptors and reduction of the presence of LNAPL in order to reduce the potential for dissolution of constituents into groundwater. Upon attainment of the CGs for the COCs in groundwater, the proposed corrective measures will result in a NFA status for RSA-306.

3.3 Corrective Measures Evaluation and Selection

The following information summarizes the analysis of technologies and alternatives and the selection of the corrective measures for RSA-306. Considering the limited area of the site and the relatively low COC concentrations found in groundwater, the screening of treatment technologies resulted in the identification of the following alternatives to address COCs:

- **Alternative 1** - No Action
- **Alternative 2** – LNAPL Natural Source Zone Depletion, MNA, LTM, and LUCs
- **Alternative 3** – LNAPL Passive Removal, LNAPL Natural Source Zone Depletion, MNA, LTM, and LUCs

3.3.1 Description of Corrective Measures Alternatives

3.3.1.1 Alternative 1 – No Action

Under the no-action alternative, no active corrective measures would be taken to address the LNAPL and the site-related COCs present in groundwater. Because this alternative would not be protective of human health and the environment, it is not considered eligible to be selected as the final corrective measure for RSA-306. Evaluation of the no-action alternative will serve as a baseline for evaluating other CMAs.

3.3.1.2 Alternative 2 – LNAPL Natural Source Zone Depletion, MNA, LTM, and LUCs

Alternative 2 involves the use of LNAPL natural source zone depletion, groundwater MNA, LTM, and LUCs to achieve the CMOs for groundwater at RSA-306. With this alternative, the mechanism through which LNAPL and groundwater remediation is achieved is natural attenuation. Under this alternative, the assumed residual LNAPL would be allowed to attenuate by natural source zone depletion, and MNA (including LTM) would be initiated to monitor the changes of COC concentrations in groundwater. Site-specific LUCs prohibiting groundwater use at RSA-306 would be enacted. The nine existing monitoring wells at RSA-306 would be included in the monitoring program. The analytical program would consist of site-related COCs identified for groundwater at this site, as well as the MNA parameters. The MNA parameters to be monitored

would include nitrate; sulfate; iron (ferric and ferrous); DO; pH; oxidation-reduction potential; and conductivity. Groundwater monitoring and reporting would be conducted for 30 years (Years zero through 30).

3.3.1.3 Alternative 3 – LNAPL Passive Removal, LNAPL Natural Source Zone Depletion, MNA, LTM, and LUCs

Alternative 3 involves the use of LNAPL passive removal, LNAPL source zone depletion, MNA, and LTM to achieve the CMOs for groundwater at RSA-306. Site-specific LUCs prohibiting groundwater use at RSA-306 would also be enacted. Alternative 3 would be implemented if there is LNAPL in the localized area around 306-RS2340. Under this alternative, in addition to natural source zone depletion, mobile LNAPL would be recovered using passive product recovery via absorbent socks and the recovered product periodically disposed of properly. Baseline and MNA (including LTM) would be initiated to monitor the changes in concentrations in groundwater. Groundwater monitoring and reporting would be conducted for 30 years (Years zero through 30).

3.3.2 Selection of Corrective Measures for RSA-306

Based on the LNAPL assessment and pre-design groundwater sampling, the selected corrective measure is Alternative 3, passive LNAPL recovery (absorbent socks), LNAPL natural source zone depletion, MNA, LTM, and LUCs.

As discussed in **Section 2.1.1**, results of the 2022 pre-design study indicate low LNAPL recoverability. The majority of the LNAPL at the site is restricted to a localized area around 306-RS2340 and is in a state of lesser mobile and residual saturation. Given the minimal seasonal fluctuation of groundwater at well 306-RS2340 (less than one foot), low LNAPL volumes (ranges from 0.36 inches to 2.76 inches), and the soil type (clay), the results of additional LNAPL transmissivity tests are not likely to yield significantly different results over time. However, as the transmissivity results are close to the ITRC recommended recoverability threshold of 0.1 to 0.8 ft²/day, the selected corrective measure includes passive LNAPL recovery (absorbent socks), LNAPL natural source zone depletion, MNA, LTM, and LUCs.

The MNA/LTM program will consist of the nine existing monitoring wells (**Figure 8**). Prior to a baseline groundwater sampling event, necessary repairs will be made to wells 306-RS2341 and 306-RS2346 as needed and discussed previously in **Section 2.1.1**. The analytical program will consist of site-related COCs identified for groundwater at this site, as well as the MNA parameters. The MNA parameters to be monitored would include nitrate; sulfate; iron (ferric and ferrous); DO; pH; oxidation-reduction potential; and conductivity. Nitrate and sulfate may be removed from the MNA program after the initial sampling event if these electron acceptors are not major contributors to the attenuation mechanisms of the residual petroleum hydrocarbons. Groundwater MNA and LTM sampling and reporting will be completed as follows:

- Baseline sampling and reporting: Year 0
- Quarterly sampling and reporting: Year 1 through 30, with petitions to decrease sampling frequency to semiannual then annual, when justified

Although groundwater sampling at RSA-306 has been performed since August 2013, no clear trend for COC concentrations is evident from the available results. The lack of an apparent COC trends in analytical results likely reflects limited data (i.e., four events). For estimating purposes, a cleanup time of 30 years has been assumed as a conservative estimate of the project duration.

Small quantities of residual LNAPL still constitute a minor secondary source of contamination within the subsurface, and dissolution of the LNAPL would continue to supply hydrocarbons to the aquifer system. As a result, passive product recovery of LNAPL will be performed in 306-RS2340, the only well containing free-phase product, through absorbent socks. Based on prior observations, the proposed LNAPL recovery schedule is as follows:

- Quarterly: Year 1 through 10, with petitions to decrease LNAPL recovery frequency to semiannual then annual, when justified

Recovered product will be disposed of on an annual basis and the IW-QAPP will be followed for proper containerization methods and disposal location. It is assumed that LNAPL volumes would diminish through time, and after approximately 10 years, there will be insufficient volume of LNAPL to be recovered by the absorbent socks.

3.4 Request for Permit Modification

The RFI (CB&I, 2016) received ADEM concurrence on 31 October 2016. A copy of the ADEM concurrence letter for the RFI report is included in **Appendix E**. The request for permit modification (**Appendix F**) presents the supporting information, including all procedures necessary to implement and monitor the final corrective measures for RSA-306 in accordance with AAC R. 335-14-8-04 (2). The inclusion of this request for permit modification meets requirements specified in Section VI.E.3 of the Permit.

4.0 CORRECTIVE MEASURES IMPLEMENTATION FOR RSA-306

This chapter provides an overview of the field activities planned to complete groundwater corrective measures at RSA-306. Work discussed in this chapter will be completed in accordance with the procedures outlined in this CMI Work Plan and other approved documentation as appropriate.

4.1 General Scope

The general scope of work for RSA-306 activities is expected to include the following:

- Procurement and Subcontracting
- Mobilization/Demobilization
- Utility Marking / Dig Permits
- Vegetation Clearing
- Groundwater Monitoring
- LNAPL Recovery
- Record Keeping
- Decontamination
- Implementation of LUCs
- CMI Reporting

The general schedule for implementation of corrective measures at RSA-306 is provided in **Appendix G**. The actual start date is pending approval of this CMI work plan, incorporation of the site corrective measures into the revised Permit, and availability of funding.

Stakeholder communication and coordination during the CMI will follow the procedures outlined in the IW-QAPP (HGL, 2019) and the Project Management Plan (PMP) (ECC, 2021a).

4.1.1 Procurement and Subcontracting

The following subcontracted service will be required for the completion of the project:

- Surveying
- Utility locating
- Well repairs and redevelopment
- Analytical laboratory services
- Remediation-derived waste transportation and disposal (e.g., sampling purge and decontamination water)

Support materials will be procured through equipment vendors and shipped directly to the site. Support materials and equipment include well repair equipment (e.g., casings), sampling supplies and equipment, health and safety supplies and equipment (personal protective equipment, air monitoring equipment [e.g., photoionization detector]), and other miscellaneous supplies (e.g.,

wooden stakes and pin flags). Copiers and a fax machine at the contractor's office will also be used to support the work at RSA-306.

4.1.2 Field Personnel

The following field personnel may be utilized to complete field corrective measure activities:

- Site supervisor
- Site safety officer
- Field quality control site manager
- Two groundwater sampling technicians
- One or two equipment operators (subcontractors)
- One or two laborers (subcontractors)

Groundwater sampling may be performed in-house or subcontracted. The number and schedule of personnel will be adjusted during the project as required for completion. The same staff may satisfy several roles.

4.1.3 Quality Control Inspections for Field Activities

Inspections will be performed to determine compliance with this CMI Work Plan. The inspection criteria are discussed further in the QCP presented in **Appendix H**. Inspections may be performed and verified through visual observation, measurement of materials or equipment, examination of documentation/certification, evaluation of performance, or testing.

Inspections will be performed using a three-phase inspection method. Participants in the inspections typically include, but are not limited to, the field personnel, the project quality control manager, the regulatory representative, and the project health and safety representative. The preparatory inspection(s) are performed prior to start-up and will examine training, procedures, equipment and materials, work plans and documents, and overall readiness to perform work. Initial inspection(s) are performed upon beginning a particular phase of work and include an examination of the quality of workmanship and a review of control testing for compliance with work plan requirements. Follow-up inspection(s) are then performed to verify compliance with procedures. Follow-up inspections will ensure a continuation of quality and safety standards established during preparatory and initial inspections until completion of the definable work feature. Final follow-up inspection(s) will be conducted at the completion of the activity. The final follow-up inspection will be performed to ensure that the completed feature of work meets the work plan requirements. Any deficiencies noted during this inspection will be documented and a determination will be made as to the corrective actions necessary to mitigate the deficiency. All significant deficiencies will be corrected prior to completion of the activity.

Records of inspections will be maintained in the project files. At a minimum, inspection files will include inspection reports/checklists, inspection responses, any supporting documents, and applicable comments.

4.1.4 Daily Reports

The requirements for preparation and submittal of daily project documentation are outlined in the QCP (**Appendix H**). As indicated, the daily reports (including daily construction logs, etc.) will be provided to the Project Manager or designee during CMI activities.

4.1.5 Safety and Health Requirements

All personnel involved in the corrective measures will follow this work plan and abide by the health and safety requirements presented in the APP (ECC, 2021b) (**Appendix J**).

4.2 Preliminary Activities

Preliminary activities are summarized in further detail below. All field personnel will follow this work plan and abide by the health and safety requirements presented in the SSHP.

4.2.1 Mobilization

Upon notice to proceed, the contractor will begin mobilization, including the deployment of personnel, equipment, subcontractors, and materials necessary to commence CMI activities at RSA-306. After field mobilization, contractor personnel will attend a safety tailgate meeting and safety orientation to review the tasks and the sequencing of work to ensure safe work activities and a clear line of communication is established. All necessary site-specific safety training will be conducted at this time and in accordance with APP (Health and Safety Plan) (ECC, 2021b).

4.2.1.1 Access to Redstone Arsenal

RSA is a secure facility; visitors gain access through badging at the visitor control center at Gate 9. Badge requests for access to RSA should be submitted at least two weeks ahead of the date needed to allow for approval and processing by the RSA host organization. On the approved pickup date, new contractor personnel and subcontractor personnel will register at the RSA Visitor's Center at Gate 9 and receive a security badge. Personnel with prior approval from a host RSA organization will be issued a personnel badge upon presentation of proper identification. All personnel requesting access to RSA must be U.S. citizens in good standing (i.e., no convictions or outstanding warrants).

Military and government personnel will present current military (active, retired, or family) or Federal government identification cards and do not require a host RSA organization. Further information may be obtained by contacting the RSA Visitor's Center located at Gate 9 at 256-876-1122.

Registered personnel may access RSA-306 with a badge by checking in with the Visitor's Center at Gate 9 using Rideout Road. Directions from Gate 9 are south on Rideout Road, east on Martin Road to Patton Road SW, south on Patton Road, and east on Sheffield Road. The site will be on the west side of Sheffield Rd. Although Gate 9 is open 24/7, personnel will need to sign in at Building 7250 for access to the site.

4.2.2 Digging Permit and Utility Marking

Although not anticipated, in the event that any new underground activities are required, a job order request that describes the proposed activities will be submitted. This information will be provided to RSA through a system that affords various RSA entities the opportunity to review the proposed activities and verify that impacts to RSA resources (e.g., natural, cultural, etc.) are properly managed.

Prior to any ground-penetrating activity, a digging permit will be requested from the RSA Directorate of Public Works. As part of this permit, RSA will locate and mark underground utilities in the vicinity of the proposed intrusive working area. The procedure requires notification by telephone (256-876-9881) within 14 days of intrusive activities and requesting a work order for a digging permit.

The digging permit must be renewed every 30 days, if required. To avoid temporary shutdown, a request for permit extension will be made at least 1.5 weeks prior to expiration for the extension to be granted.

4.2.3 Vegetation Clearing

If necessary, brush and vegetation currently covering the routes to the groundwater monitoring wells at RSA-306 will be cleared in preparation for the groundwater sampling activities. Tree clearing (greater than three inches) will only be performed between the 16 October and 28 February and will be coordinated with the RSA forester. Cleared brush and trees will be chipped for mulch (beneficial use) for Army reuse or sale. All cleared vegetation not chipped, including brush, limbs, and large tree trunks and limbs, will be transported to a construction and demolition landfill for disposal. As necessary, the contractor will coordinate with the appropriate RSA personnel to arrange for the removal of any trees necessary for completion of the CMI field activities.

4.2.4 Monitoring Well Repairs

Based on observations made during the 2022 pre-design sampling event, monitoring well repairs will be made by a certified driller in order to address damage to 306-RS2341 and 306-RS2346. Monitoring well 306-RS2341 was destroyed and the casing full of debris and monitoring well 306-RS2346 contained an obstruction at approximately five feet btoc. These wells are critical to the monitoring well network and MNA/LTM program. All repairs will be performed in accordance with applicable SOPs provided in the IW-QAPP (HGL, 2019), including well redevelopment.

4.2.5 Monitoring to Evaluate Monitored Natural Attenuation

A groundwater monitoring program will be implemented in order to evaluate the effectiveness of MNA to protect human health and the environment.

Groundwater monitoring will be performed quarterly for Year 1 through 30. Permit modification requests to decrease sampling frequency (to semiannual then annual) will be submitted when justified by the site concentration data (i.e., statistical analysis). Monitoring will continue through

Year 30 or until CGs are achieved and confirmed. The existing monitoring well network is shown on **Figure 8**.

- Following well repairs, one baseline groundwater sampling event would be conducted in Year 0. Groundwater samples would be collected from the existing nine monitoring wells and will be analyzed for benzene, toluene, ethyl benzene, and xylenes; trimethylbenzene isomers; PAHs; nitrate; sulfate; iron (ferric and ferrous); DO; pH; oxidation-reduction potential; and conductivity.
- Quarterly groundwater sampling for performance monitoring of MNA processes would be conducted in Year 1 through 30. Groundwater samples would be collected from the existing nine monitoring wells during each sampling event. The analytical program will be consistent with the baseline sampling event. Permit modifications requests will be submitted when the site concentration data supports reducing sampling frequency or removing monitoring wells from the sampling network.
- At the end of Year 30, it is assumed that the CGs will be achieved, and site monitoring wells would be decommissioned. All groundwater monitoring for MNA will be discontinued if CGs are attained for all COCs in each of the monitoring wells for three consecutive years (individual wells may be removed from the program sooner if this criterion is satisfied).

In the event that MNA indicates that a change to the monitoring schedule is appropriate, the Army will submit a request to ADEM for review and approval prior to any changes in the frequency of sampling.

Appendix I provides the plan for the implementation of the groundwater monitoring program. This plan includes the wells scheduled for monitoring, sampling worksheets, analysis methods, and data management. The GWMP is intended to be used in conjunction with the IW-QAPP (HGL, 2019).

4.3 Record Keeping

Daily safety tailgate meetings will be recorded and field sample collection and well installation logs will be prepared during the corrective measures activities at RSA-306 and will be provided in the Corrective Measures Report and subsequent Monitoring Reports. Variances, inspection forms, survey data, and dig permits will be included in the project reporting in accordance with the IW-QAPP (HGL, 2019) and the PMP (ECC, 2021a).

4.4 Decontamination/Investigation-Derived Waste

Non-disposable sampling equipment will be decontaminated prior to beginning work at the site and prior to the collection of individual samples to prevent cross-contamination and maintain the integrity of the environmental samples collected. All sampling equipment will be decontaminated in accordance with procedures specified in the IW-QAPP (HGL, 2019).

All solid and liquid Investigation Derived Waste (IDW) generated during CMI activities will be handled in accordance with the most recent versions of AEIRG and AAC 335-14, as well as in accordance with the IW-QAPP (HGL, 2019).

4.5 Demobilization

Personnel, equipment, and subcontractors will be demobilized from the project site after completion of corrective measures activities.

4.6 Implementation of LUCs

Administrative controls currently in place for groundwater include the IWGW IROD (Shaw, 2007) as implemented using the RSA SAC program (Army, 2012). While this IROD is interim in nature, it will apply to groundwater at RSA-306 until groundwater at the site meets CGs. The decision to implement permanent LUCs for groundwater will occur in conjunction with the RSA-146 groundwater unit. RSA will perform LUC inspections as described in the Groundwater Monitoring Plan (**Appendix I**). LUC signs are not needed since site soils did not indicate unacceptable risks to current or future site users.

4.6.1 Survey Plat

In accordance with the Permit (ADEM, 2021), where residual contaminant concentrations remain in place at levels greater than those appropriate for unrestricted land use, RSA will submit a survey plat indicating the locations and dimensions of the contaminated areas within RSA-306 and the concentrations of hazardous constituents. This survey plat shall be submitted to the Madison County Probate Judge's Office and to ADEM as part of the Environmental Use Restriction (EUR) in the CMI report (Section 4.7). This plat must be prepared and certified by a professional land surveyor registered in the state of Alabama and contain a prominently displayed note stating RSA's obligations to limit property to the specified restricted uses. The survey plat shall be maintained as described in the Permit until RSA can demonstrate to ADEM that the levels of hazardous constituents in all contaminated media are within limits appropriate for unrestricted land uses.

4.6.2 Notice of Environmental Use Restriction

A Notice Environmental Use Restriction (NEUR) is required when an approved CMI allows corrective measures that will not result in remediation of the property or portions of the property to unrestricted use. The purpose of an NEUR is to ensure that risks to human health and/or the environment are properly managed by imposing activity and use restrictions on the applicable portions of the property and making these restrictions a legal obligation until the EUR is removed. The NEUR will be included in the CMI report for this site once all corrective measures are completed.

ADEM will be notified within 10 days after uses inconsistent with the NEUR are identified. Additionally, notice regarding any observed changes in use, identified proposed changes in use, applications for building permit, or proposals for site work inconsistent with the NEUR will be provided to ADEM as part of the annual monitoring report. Once the NEUR is approved, ADEM will execute and return the original document to RSA to be filed in the appropriate land records (Madison County Probate Judge's Office) within 30 days of receipt. Certification that the notice

of NEUR was recorded with the Madison County Probate Judge’s Office will be submitted to ADEM within 30 days of recording per AAC 335-1-05(3).

This certification will include a copy of the NEUR and the document in which the notation was placed. RSA will maintain the NEUR until demonstrating to the satisfaction of ADEM that hazardous constituents in all contaminated media at RSA-306 are within limits appropriate for unrestricted land use.

If the property is transferred to an owner that is not the federal government, an environmental covenant will be executed and filed at that time in accordance with AAC 335-5-1-.02(3)(a)(1)(i) (ADEM, 2013).

4.7 Corrective Measure Implementation Reporting

CMI reporting will be conducted in accordance with Section VIII.D of the Permit and AEIRG (ADEM, 2017) as follows:

- a. **CMI Report** – Prepared following the performance of well repairs and subsequent baseline groundwater sampling event (Year 0).
- b. **CMI Effectiveness Report** – Prepared annually to present the results of groundwater monitoring data and progress toward the CGs for groundwater.
- c. **Final Report of Corrective Measures** – Prepared upon attainment of CGs for constituents in groundwater.

Field documentation (e.g., daily reports, daily field logs, calibration logs, etc.) will be provided to the Project Manager or designee during CMI activities. The requirements for preparation and submittal of daily project documentation are outlined in the IW-QAPP (HGL, 2019) and the PMP (ECC, 2021a).

This page intentionally left blank.

5.0 CONTINGENCIES

The implementation of corrective measures is based on the best information currently available for RSA-306. The following sections include contingency plans to address different situations that could occur as part of this implementation. Any contingencies implemented will be documented and included with the CMI report for the sites.

5.1 Monitored Natural Attenuation Contingencies

Historical data supports the corrective measure alternative that was selected for RSA-306; (Alternative 3: passive LNAPL recovery, LNAPL natural source zone depletion, MNA, LTM, and LUCs, for addressing the groundwater contamination at this site). Several conditions could potentially arise in the future that may require alternative actions to complete the corrective measures. These include the need for hydraulic LNAPL removal, specifically an in-well skimmer in 306-RS2340, or the measurement of constituents at levels exceeding groundwater cleanup levels along the perimeter of the site or increasing concentrations in the site interior.

Recommendations for contingency measures will be presented, as required, in the CMI Effectiveness Reports. Following baseline sampling, analytical results will be collected from the nine monitoring wells quarterly (Year 1 through 30) to determine the effectiveness of MNA. Recommendations may include changes to the monitoring plan (frequency and/or parameters), adding additional monitoring wells, or the implementation of additional remedial technologies, as appropriate. As required by ADEM Admin. Code Rule 355-14-08-.04(2), permit modification requests will be submitted to accompany any site monitoring changes (i.e, changes in frequency, changes in sampling well network, or changes in sampling parameters).

5.2 Variances

The Army recognizes that variations from this CMI Work Plan in addition to the contingencies included above may be required during the execution phase of the work in order to fully address actual site conditions in a timely manner that is protective of human health and the environment. The Army may grant variances from this CMI Work Plan submitted by the contractor during the corrective measures process. As part of their approval process, the Army will discuss applicable field variances with ADEM to determine if the variance process is suitable for documenting the proposed changes, or whether revisions to the CMI Work Plan along with a permit modification may be needed. Any variance will be documented and included with the CMI report for the site.

This page intentionally left blank.

6.0 REFERENCES

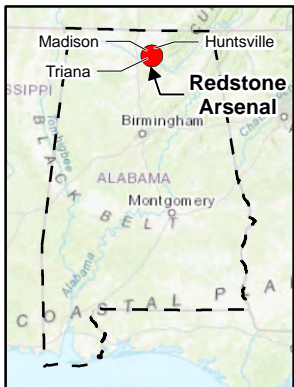
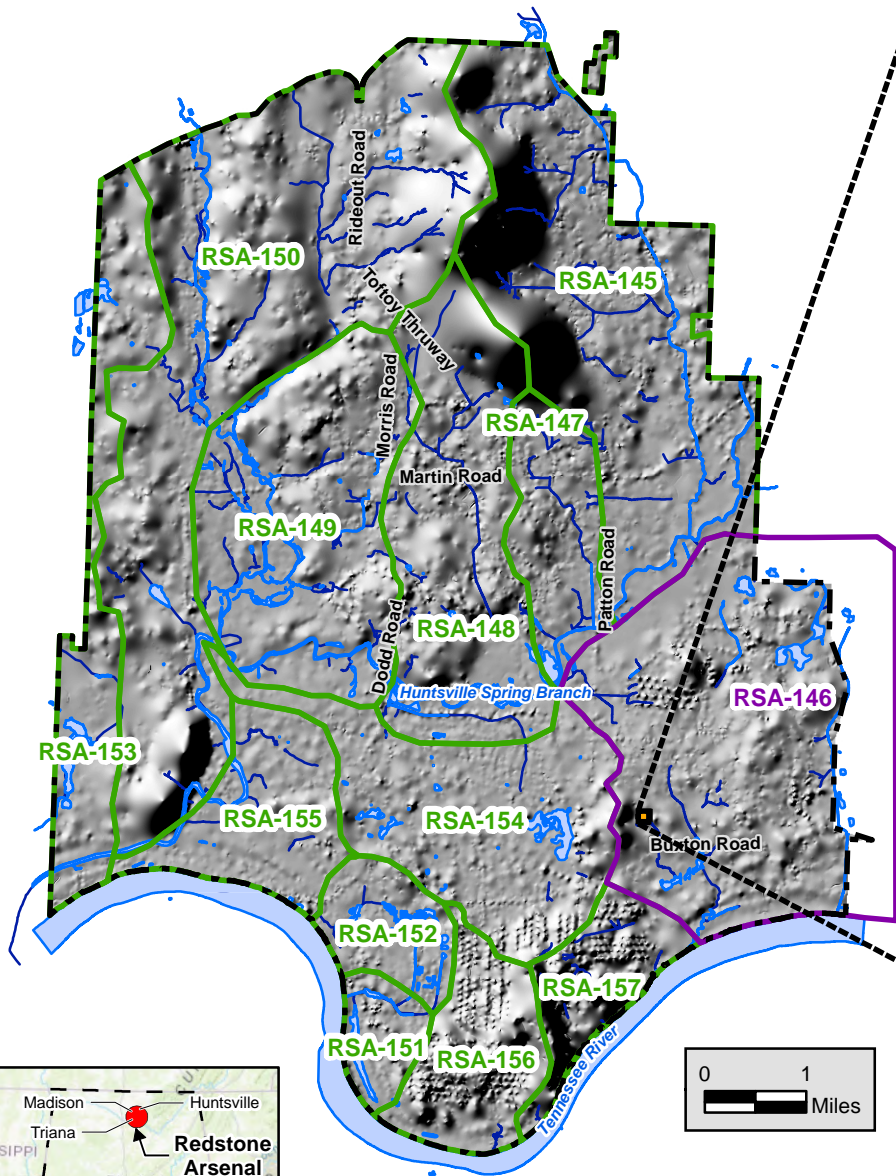
- Air Force Center for Environmental Excellence. 1999. *Technical Protocol for Implementing Intrinsic Remediation with Long-Term Monitoring for Natural Attenuation of Fuel Contamination Dissolved in Groundwater*. Volume I. March.
- Alabama Department of Environmental Management (ADEM). 2008. *Alabama Risk-Based Corrective Action Guidance Manual, Revision 2*. April.
- ADEM. 2013. *Alabama Administrative Code r.335-5, Land Division – Uniform Environmental Covenants Program*. March.
- ADEM. 2017. *Alabama Environmental Investigation and Remediation Guidance*. September.
- ADEM. 2021. *Redstone Arsenal’s Alabama Hazardous Wastes Management and Minimization Act Hazardous Waste Storage Facility, Thermal Treatment, Solid Waste Management Unit Corrective Action Permit, Modification No. 16*. 19 July.
- Bouwer, H. and R.C. Rice. 1976. *A Slug Test Method for Determining Hydraulic Conductivity of Unconfined Aquifers with Completely or Partially Penetrating Wells*, Water Resources Research, vol. 12, no. 3, pp. 423-428.
- CB&I Federal Services LLC (CB&I). 2015. *RCRA Facility Investigation Report, RSA-146 Groundwater Site, Groundwater Unit GW-02, Operable Unit 19*, U.S. Army Garrison-Redstone, Madison County, Alabama U.S. EPA I.D. No. AL7 210 020 742. December.
- CB&I. 2016. *RCRA Facility Investigation Report, RSA-306, Steam Heating Plant, Building 7291, Operable Unit 24*, U.S. Army Garrison-Redstone, Madison County, Alabama U.S. EPA I.D. No. AL7 210 020 742. July.
- Environmental Chemical Corporation (ECC). 2021a. *Project Management Plan, Environmental Remediation Services, U.S. Army Garrison-Redstone Arsenal*. March.
- ECC. 2021b. *Accident Prevention Plan, Environmental Remediation Services, U.S. Army Garrison-Redstone Arsenal*. February.
- HydroGeoLogic, Inc. (HGL). 2019. *Final Revision 4 Installation-Wide Quality Assurance Program Plan, U.S. Army Garrison-Redstone, Madison County, Alabama*. December.
- IT Corporation (IT). 2002. *Draft Final Installation-Wide Work Plan, Revision 2, Redstone Arsenal, Madison County, Alabama*, prepared for the U.S. Army Corps of Engineers, Savannah District, Savannah, Georgia. June.
- Interstate Technology Regulatory Council (ITRC). 2009. *Evaluating LNAPL Remedial Technologies for Achieving Project Goals*. Washington, D.C.: Interstate Technology Regulatory Council.

- Shaw Environmental, Inc. (Shaw). 2003. *Final Methodology for the Comparison of Site and Background Data*, Redstone Arsenal, Madison County, Alabama. Prepared for the U.S. Army Corps of Engineers, Mobile District. November.
- Shaw. 2007. *Final Interim Record of Decision, Interim Remedial Action for Installation-Wide Groundwater*, Redstone Arsenal, Madison County, Alabama, prepared for U.S. Army Corps of Engineers, Savannah District. September.
- Shaw. 2008. *Solid Waste Management Unit Assessment Report, RSA-306 Steam Heating Plant Bldg. 7291*, Redstone Arsenal, Madison County, Alabama. August.
- Shaw. 2009a. *Final Installation-Wide Groundwater Cleanup Strategy, Redstone Army Garrison, Madison County, Alabama*, prepared for U.S. Army Environmental Command. December.
- Shaw. 2009b. *Installation-Wide Groundwater Land-Use Control Remedial Design, Redstone Arsenal, Madison County, Alabama*, prepared for U.S. Army Corps of Engineers-Savannah District. February.
- Shaw. 2010. *Final Installation-Wide Strategy for Cleanup of Impacted Wetlands*, Redstone Army-Garrison, Madison County, Alabama, Rev. 1. May.
- Shaw. 2012. *Release Assessment Report, RSA-306 Steam Heating Plant Building 7291*, Redstone Arsenal, Madison County, Alabama. October.
- U.S. Army Garrison-Redstone (Army). 2012. *Redstone Arsenal Garrison: Installation Restoration Site Access Control Program*, Redstone Arsenal Regulation 200-7. September.
- USEPA. 2013. *Regional Screening Table*, http://www.epa.gov/reg3hwmd/risk/human/rb-concentration_table/index.htm. May.
- USEPA. 2017. *Toxicological Review of Benzo(a)pyrene (CASRN 50-32-8), Integrated Risk Information System*, Washington, D.C., EPA/635/R-17/003Fc. January. https://cfpub.epa.gov/ncea/iris/iris_documents/documents/toxreviews/0136tr.pdf.
- USEPA. 2022. *Regional Screening Table*, http://www.epa.gov/reg3hwmd/risk/human/rb-concentration_table/index.htm. May.

FIGURES

This page intentionally left blank.

ECC GIS Server: E:\Projects\Redstone\MapDocument\CMP\RSA306\Fig01_RSA306_Siteloc.mxd



Legend

- RSA-306 Site Boundary
- RSA-146 Groundwater Unit Boundary
- Groundwater Unit Boundary
- RSA Installation Boundary
- Surface Water Body
- Surface Drainage Feature (Some Ephemeral)

NOTES

1. Basemap data from IGI&S Office at Redstone Arsenal
2. Map Size: A-size (11"x8.5")
3. Revision Date: 6/24/2022

Figure 1
RSA-306
Site Location Map
 Redstone Arsenal
 Madison County, Alabama
 Contract No. W91ZLK-13-D-0018-0003

0 100 200 Feet
 1 inch = 100 feet
 NAD 1983 State Plane Alabama East Feet

584

306-RS2807

Former Underground Storage Tank Location

306-RS2341

Oil-Water Separator

Gravel Lot

306-RS2342

306-RS2343

306-RS2344

Concrete Sump

RSA-306

7291

306-RS2340

Aboveground Storage Tank

Pipe Trench

306-RS2646

306-RS2806

Water Conditioning Vault

Steam Pipe Line

306-RS2805

Sheffield Road

LEGEND

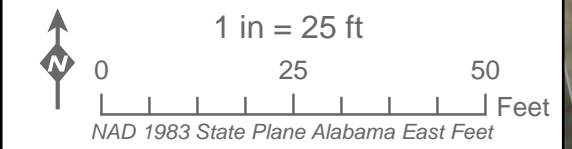
- ⊕ Overburden Well
- Well Location where LNAPL has been detected (306-RS2340)
- ~ Topographic Contour, 2 foot Interval (feet above mean sea level)
- ✂ Fence
- ▬ Engineered Storm Drainage Features
- ▬ Pipe Trench
- ▭ Oil-Water Separator
- ▭ Former Underground Storage Tank (UST)
- ▭ Former Underground Storage Tank Location
- ▭ RSA-306 Site Boundary

NOTES

1. Basemap data from IGI&S Office at Redstone Arsenal
2. Map Size: B-size (17" x11")
3. Revision Date: 6/24/2022

Figure 2
RSA-306
Site Layout

Redstone Arsenal
 Madison County, Alabama
 Contract No. W91ZLK-09-D-0006



ECC GIS Server: E:\Projects\Redstone\MapDocument\CMP\RSA306\Fig02_RSA306_SiteLayout.mxd

Sheffield Road



LEGEND

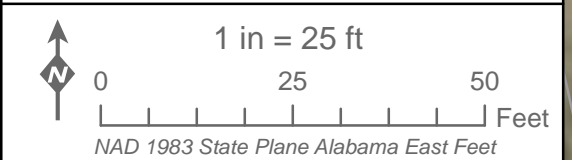
- ⊕ Overburden Well
- - - Potentiometric Contour 1-foot interval (above mean sea level)
- ➔ Groundwater Flow Direction
- ~ Topographic Contour, 2 foot Interval (feet above mean sea level)
- ✂ Fence
- ▬ Engineered Storm Drainage Features
- ⋈ Pipe Trench
- ▭ Oil-Water Separator
- ▭ Former Underground Storage Tank (UST)
- ▭ Former Underground Storage Tank Location
- ▭ RSA-306 Site Boundary

NOTES

1. Basemap data from IGI&S Office at Redstone Arsenal
2. Map Size: B-size (17" x11")
3. Revision Date: 6/24/2022

Figure 3
RSA-306
Potentiometric Surface Map
April 2015

Redstone Arsenal
 Madison County, Alabama
 Contract No. W91ZLK-09-D-0006





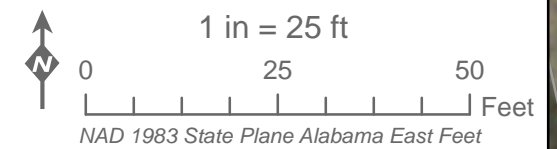
LEGEND

- ⊕ Overburden Well
- - - Potentiometric Contour 1-foot interval (above mean sea level)
- ➔ Groundwater Flow Direction
- ~ Topographic Contour, 2 foot Interval (feet above mean sea level)
- ✂ Fence
- ▬ Engineered Storm Drainage Features
- ▬ Pipe Trench
- ▭ Oil-Water Separator
- ▭ Former Underground Storage Tank (UST)
- ▭ Former Underground Storage Tank Location
- ▭ RSA-306 Site Boundary

NOTES
 * Correction made for the water elevation for 306-RS2340 based on the depth to free product
 1. Basemap data from IGI&S Office at Redstone Arsenal
 2. Map Size: B-size (17" x11")
 3. Revision Date: 6/24/2022

Figure 4
RSA-306
Potentiometric Surface Map
June 2021

Redstone Arsenal
 Madison County, Alabama
 Contract No. W91ZLK-09-D-0006



E:\Projects\Redstone\MapDocument\CIP\RSA306\Fig05_RSA306_GWcontours_202108.mxd



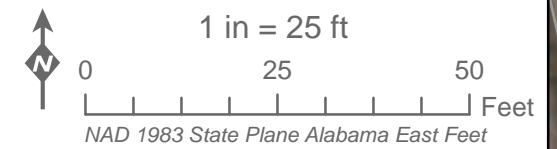
LEGEND

- ⊕ Overburden Well
- - - Potentiometric Contour 1-foot interval (above mean sea level)
- ➔ Groundwater Flow Direction
- ~ Topographic Contour, 2 foot Interval (feet above mean sea level)
- ✂ Fence
- ▬ Engineered Storm Drainage Features
- ▬ Pipe Trench
- ▭ Oil-Water Separator
- ▭ Former Underground Storage Tank (UST)
- ▭ Former Underground Storage Tank Location
- ▭ RSA-306 Site Boundary

NOTES
 * Correction made for the water elevation for 306-RS2340 based on the depth to free product
 1. Basemap data from IGI&S Office at Redstone Arsenal
 2. Map Size: B-size (17" x11")
 3. Revision Date: 6/24/2022

Figure 5
RSA-306
Potentiometric Surface Map
August 2021

Redstone Arsenal
 Madison County, Alabama
 Contract No. W91ZLK-09-D-0006





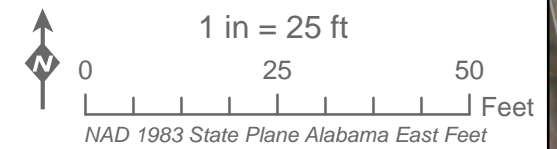
LEGEND

- ⊕ Overburden Well
- - - Potentiometric Contour 1-foot interval (above mean sea level)
- ➔ Groundwater Flow Direction
- ~ Topographic Contour, 2 foot Interval (feet above mean sea level)
- ✂ Fence
- ▬ Engineered Storm Drainage Features
- ▬ Pipe Trench
- ▭ Oil-Water Separator
- ▭ Former Underground Storage Tank (UST)
- ▭ Former Underground Storage Tank Location
- ▭ RSA-306 Site Boundary

NOTES
 * Correction made for the water elevation for 306-RS2340 based on the depth to free product
 1. Basemap data from IGI&S Office at Redstone Arsenal
 2. Map Size: B-size (17" x11")
 3. Revision Date: 6/24/2022

Figure 6
RSA-306
Potentiometric Surface Map
November 2021

Redstone Arsenal
 Madison County, Alabama
 Contract No. W91ZLK-09-D-0006





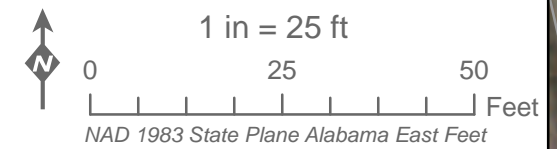
LEGEND

- ⊕ Overburden Well
- - - Potentiometric Contour 0.5-foot interval (above mean sea level)
- ➔ Groundwater Flow Direction
- ~ Topographic Contour, 2 foot Interval (feet above mean sea level)
- ✂ Fence
- ▬ Engineered Storm Drainage Features
- ▬ Pipe Trench
- ▭ Oil-Water Separator
- ▭ Former Underground Storage Tank (UST)
- ▭ Former Underground Storage Tank Location
- ▭ RSA-306 Site Boundary

NOTES
 * Correction made for the water elevation for 306-RS2340 based on the depth to free product
 1. Basemap data from IGI&S Office at Redstone Arsenal
 2. Map Size: B-size (17" x11")
 3. Revision Date: 6/24/2022
 4. NA = not available

Figure 7
RSA-306
Potentiometric Surface Map
January 2022

Redstone Arsenal
 Madison County, Alabama
 Contract No. W91ZLK-09-D-0006



2019 Aerial Photo

Location	Analyte	Sample Date	Result (µg/L)	VQ	BSV (µg/L)	PSV (µg/L)
306-RS2341	Iron	21-Aug-13	238		12,100	1,400
		10-Dec-13	2,250		12,100	1,400
		30-Jun-14	707		12,100	1,400

Location	Analyte	Sample Date	Result (µg/L)	VQ	BSV (µg/L)	PSV (µg/L)
306-RS2343	Iron	21-Aug-13	8,710		12,100	1,400
		6-Dec-13	7,820		12,100	1,400
		30-Jun-14	10,400		12,100	1,400
		19-Jan-22	5,100		12,100	1,400
	21-Aug-13	0.493		NA	1.1	
19-Jan-22	0.084	J	NA	1.1		

Location	Analyte	Sample Date	Result (µg/L)	VQ	BSV (µg/L)	PSV (µg/L)
306-RS2342	Iron	21-Aug-13	662		12,100	1,400
		6-Dec-13	317		12,100	1,400
		30-Jun-14	359		12,100	1,400
		19-Jan-22	620	J	12,100	1,400
		19-Jan-22 (FD)	700	J	12,100	1,400

Location	Analyte	Sample Date	Result (µg/L)	VQ	BSV (µg/L)	PSV (µg/L)
306-RS2344	Iron	21-Aug-13	4,530		12,100	1,400
		6-Dec-13	4,410		12,100	1,400
		30-Jun-14	11,900		12,100	1,400
		19-Jan-22	4,500		12,100	1,400

Location	Analyte	Sample Date	Result (µg/L)	VQ	BSV (µg/L)	PSV (µg/L)
306-RS2340	Iron	20-Aug-13	385		12,100	1,400
		6-Dec-13	8,720		12,100	1,400
		30-Jun-14	30,100		12,100	1,400
	1-Methylnaphthalene	20-Aug-13	0.127	J	NA	1.1
		6-Dec-13	4.87	J	NA	1.1
		30-Jun-14	6.16		NA	1.1
Benzene	20-Aug-13	0.27	J	NA	5	
	6-Dec-13	5.79	J	NA	5	
	30-Jun-14	9.9		NA	5	

Location	Analyte	Sample Date	Result (µg/L)	VQ	BSV (µg/L)	PSV (µg/L)
306-RS2646	Iron	30-Jun-14	152		12,100	1,400

Location	Analyte	Sample Date	Result (µg/L)	VQ	BSV (µg/L)	PSV (µg/L)
306-RS2805	Iron	18-Jan-22	1,100		12,100	1,400

LEGEND

- ⊕ Overburden Well
- ➡ Groundwater Flow Direction (April 2015 Data)
- ~ Topographic Contour, 2 foot Interval (feet above mean sea level)
- ✂ Fence
- ▬ Engineered Storm Drainage Features
- ▬ Pipe Trench
- ▭ Oil-Water Separator
- ▭ Former Underground Storage Tank (UST)
- ▭ Former Underground Storage Tank Location
- ▭ RSA-306 Site Boundary

NOTES

- Basemap data from IGI&S Office at Redstone Arsenal
- Map Size: B-size (17" x11")
- Revision Date: 6/27/2022

Red highlight indicates results above BSV or PSV.
 Green highlight indicates results below BSV and PSV.
 BSV - Background screening value
 PSV - Preliminary screening value
 VQ - Validation qualifier
 FD - field duplicate
 J - estimated concentrations
 µg/L - micrograms per liter
 Results exceeding BSVs are **bold**.
 Results exceeding PSVs are shaded.

Figure 8
RSA-306
Groundwater Detections Exceeding Screening Criteria

Redstone Arsenal
 Madison County, Alabama
 Contract No. W91ZLK-09-D-0006

1 in = 25 ft

0 25 50 Feet
 NAD 1983 State Plane Alabama East Feet

ECC GIS Server: E:\Projects\Redstone\MapDocument\C\IP\RSA306\Fig08_RSA306_Analytical.mxd

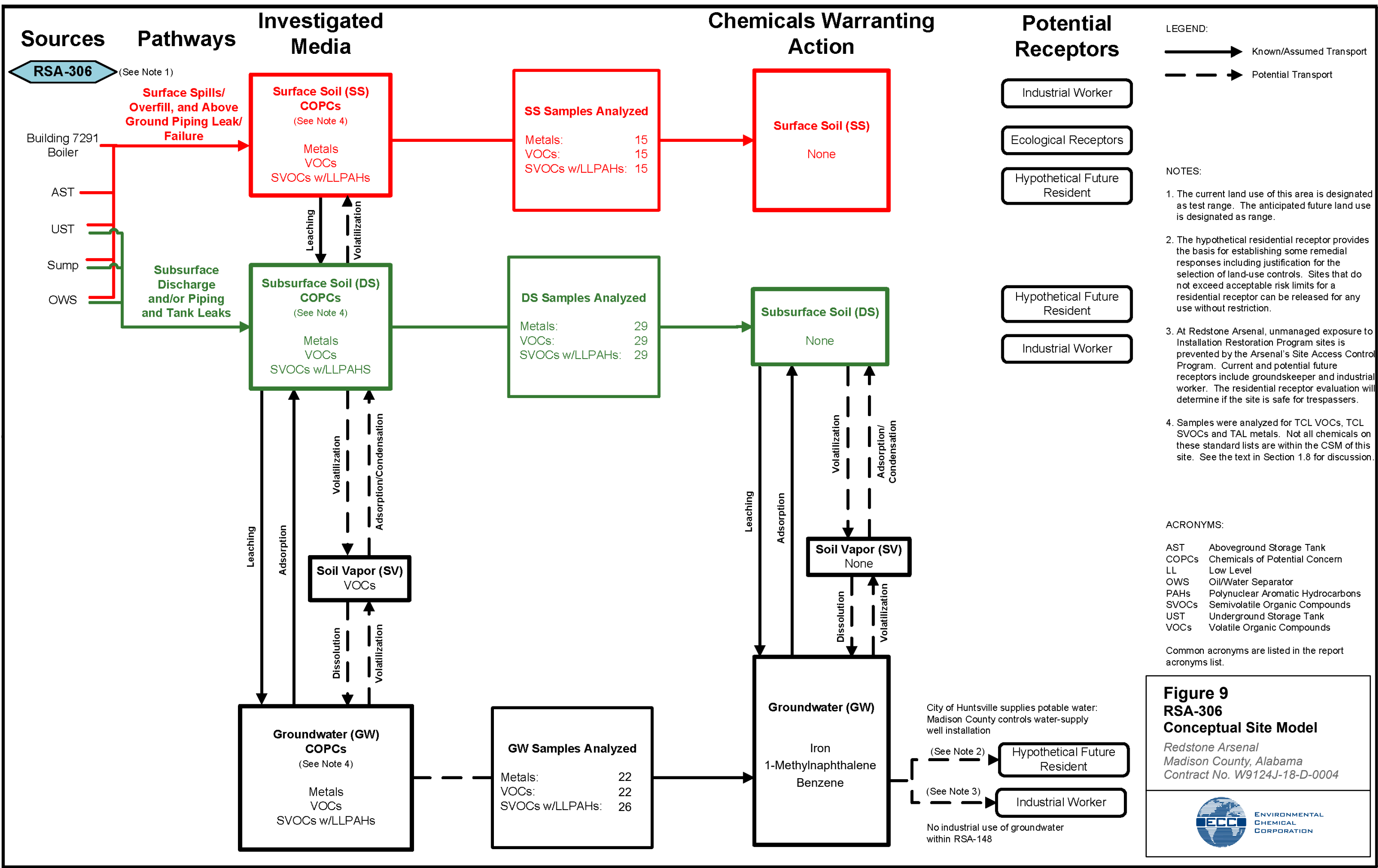


Figure 9
RSA-306
Conceptual Site Model

Redstone Arsenal
Madison County, Alabama
Contract No. W9124J-18-D-004

This page intentionally left blank.

TABLES

This page intentionally left blank.

This page intentionally left blank.

Table 2

**Summary of Receptor Cancer Risk and Noncancer Hazard for Chemicals of Concern
Reasonable Maximum Exposure
RSA-306
Redstone Arsenal, Madison County, Alabama**

CANCER RISK				
Receptors	Total Soil IELCR	Groundwater IELCR	CUMULATIVE RISK SOIL	CUMULATIVE RISK SOIL AND GROUNDWATER
Industrial Receptors:				
Commercial Worker	8.4E-08	7.6E-05	8.4E-08	7.6E-05
Construction Worker	1.1E-08	3.4E-06	1.1E-08	3.4E-06
Hypothetical Residential Receptors:				
Child Resident ^a	2.1E-07	9.0E-05	2.1E-07	9.0E-05
Adult Resident ^a	1.0E-07	1.6E-04	1.0E-07	1.6E-04
Lifetime Resident ^a	3.2E-07	2.5E-04	3.2E-07	2.5E-04
NONCANCER HAZARD				
Receptors	Total Soil HI	Groundwater HI	CUMULATIVE HAZARD INDEX SOIL	CUMULATIVE HAZARD INDEX SOIL AND GROUNDWATER
Industrial Receptors:				
Commercial Worker	1.8E-03	5.7E-01	1.8E-03	5.7E-01
Construction Worker	2.5E-02	6.3E-01	2.5E-02	6.6E-01
Hypothetical Residential Receptors:				
Child Resident ^a	1.2E-01	2.2E+00	1.2E-01	2.4E+00

^a Risk associated with the hypothetical residential receptor; child and adult resident risk are summed to estimate the cancer risk for the lifetime resident.

Noncancer hazard estimates are based on the hypothetical child resident only.

HI - Hazard index.

IELCR - Individual excess lifetime cancer risk.

NA - Not applicable.

Table 3

**Conclusions of the ARBCA RM-2 Evaluation
RSA-306
Redstone Arsenal, Madison County, Alabama**

Receptors	Exposure to Soil ^a	Relevant COCs in Soil ^{b,c}	Exposure to Groundwater ^a	Significant Contributors From Exposure to Groundwater ^d
Commercial Worker	✓	(None)	✗	1-Methylnaphthalene Benzo(a)anthracene ^e Benzo(b)fluoranthene ^e Dibenz(a,h)anthracene ^e Benzene
Construction Worker	✓	(None)	✗	Benzene ^f
Hypothetical Resident	✓	(None)	✗	1-Methylnaphthalene Benzo(a)anthracene ^e Benzo(b)fluoranthene ^e Dibenz(a,h)anthracene ^e Benzene

Notes:

- ✓ Cumulative cancer risk and noncancer hazard were found to be acceptable.
- ✗ Cumulative cancer risk or noncancer hazard were found to be unacceptable.

^a Risk conclusions exclude inorganics found to be naturally occurring.

^b Conclusions regarding risk and identification of relevant COCs in soil exclude consideration of contribution of risk from exposure to groundwater.

^c Includes only those relevant COCs for receptors whose cumulative total risk is greater than 1×10^{-5} unless otherwise indicated.

^d Chemicals with maximum detected concentrations below their maximum contaminant levels are not included as significant contributors from exposure to groundwater.

^e In the RFI (CB&I, 2016) these three PAHs were detected in groundwater and the maximum detected concentrations were above the PSV. Based on recent toxicity information for PAHs, the maximum detected concentration for benzo(b)fluoranthene and dibenz(a,h)anthracene are no longer above the revised PSVs (see Section 2.5.2), and therefore are not identified COCs requiring action in this CMS. Benzo(a)anthracene was detected above the revised PSV, but is not identified as a COC requiring action based on revised risk results (see Section 2.5.2).

^f The maximum concentration is above the maximum contaminant level.

COC - Chemical of concern.

RM-2 - Risk Management-2.

Table 4

**Potential Federal and State Regulations Applicable to Corrective Measures
RSA-306
Redstone Arsenal, Madison County, Alabama**

(Page 1 of 4)

Standard, Requirement, or Criterion	Requirement	Applicability	Comments
Federal			
Safe Drinking Water Act – 40 CFR 149	Sole-source drinking water aquifer designation.	Not applicable	This site is not located over a sole-source aquifer.
Safe Drinking Water Act (SDWA), 40 U.S.C. Section 300 – National Primary Drinking Water Standards - 40 CFR Part 141	Applicable to the use of public water systems. Establishes maximum contaminant level, monitoring requirements, and treatment techniques.	Applicable	Federal drinking water goals are used by ADEM to establish cleanup standards.
Safe Drinking Water Act (SDWA), 40 U.S.C. Section 300 – Maximum Contaminant Level Goals, 40 CFR 143	Establishes drinking water quality goals set at levels of no known or anticipated adverse health effects.	Applicable	Federal drinking water goals are used by ADEM to establish cleanup standards.
Floodplain Management – 40 CFR 6.302(b) Executive Order 11988	Federal agencies proposing actions to be located in a floodplain must first evaluate the potential adverse effects those actions might have on the natural and beneficial values served by the floodplain.	Not applicable	The site is not located within the 100-year floodplain.
Floodplain Management – Resource Conservation and Recovery Act (RCRA); Resource Conservation and Recovery Act Location Standards, 42 USC Section 6901, 40 CFR 264.18(b)	Requires treatment, storage, or disposal facilities to be designated, constructed, operated, and maintained to avoid washout on a 100-year floodplain.	Not applicable	No new regulated units will be developed as part of this remedy.
Protection of Wetlands – 40 CFR 6.302(a) Executive Order 11990	Federal agencies are directed to avoid construction located in wetlands unless the agency head finds: (1) no practical alternative to such construction, and (2) the proposed action includes all practical measures to minimize harm to wetlands which might result from such use.	Not applicable	No construction will be conducted in wetlands.
Protection of Wetlands – 40 CFR 230	Sets forth guidelines for fill material in wetlands	Not applicable	Filling wetlands is not a component of the expected remedy.
Wetlands Permitting - 32 CFR 650.68	Identifies permitting requirements for excavation activities in wetlands.	Not applicable	Excavation activities will not be conducted in wetlands.
Endangered Species Act 16 USC 1531 50 CFR 200 & 402	Requires federal agencies to ensure that actions are not likely to threaten the continued existence of endangered/threatened species or adversely modify or destroy the critical habitats of such species.	Not applicable	Actions are not anticipated that will modify or destroy critical habitats.
Fish and Wildlife Coordination Act - 16 USC 661-666 33 CFR 320-330	Sets forth procedures for consultation between regulatory agencies to consider wildlife conservation. Requires any federal agency proposing to modify a body of water to consult with the U.S. Fish and Wildlife Service.	Not applicable	Discharge to surface water is not a component of the expected remedy.

Table 4

Potential Federal and State Regulations Applicable to Corrective Measures
 RSA-306
 Redstone Arsenal, Madison County, Alabama

(Page 2 of 4)

Standard, Requirement, or Criterion	Requirement	Applicability	Comments
Wild and Scenic Rivers Act, 16 U.S.C. 1274, 40 CFR 6.302(e)	Restricts activities within areas affecting national wild, scenic, or recreational rivers.	Not applicable	No such areas present.
Presence of archaeological resources, 43 CFR 7.4(a), 40 CFR 7.5(b)(1), 43CFR 10.4(c), 43 CFR 10.4(d)	Restricts excavating, removing, damaging, or otherwise altering or defacing such resources unless by permit or exception. Protects any such archaeological resources, if discovered. Restricts activities in the area of discovery and requires a reasonable effort be made to protect the objects discovered. Requires consultation with the Indian tribe likely to be affiliated with the objects to determine further disposition per 40 CFR 10.5(b).	Potentially applicable, but unlikely	This regulation would apply if archaeological or historic resources are discovered at the site. This is unlikely since the site is small in size and largely developed.
National Archaeological and Historical Preservation Act (16 USC Section 469-470); 35 CFR Part 65	Requires action be taken to recover and preserve artifacts.	Potentially applicable, but unlikely	This regulation would apply if archaeological or historic resources are discovered at the site. This is unlikely since the site is small in size and largely developed.
Department of the Army, Environmental Protection and Enhancement; Historic Preservation, 32 CFR 650.181 - 650.193	Requires preservation, restoration, or rehabilitation of all sites, structures, and objects of historical, architectural, archeological, or cultural significance located on Army-controlled property.	Potentially applicable, but unlikely	This regulation would apply if archaeological or historic resources are discovered at the site. This is unlikely since the site is small in size and largely developed.
Native American Graves Protection and Repatriation Act, 25 USC 3001-3013 and 43 CFR 10	Requires protection of Native American graves discovered during excavation activities	Potentially applicable, but unlikely	This regulation would apply if Native American burial sites or cultural items are discovered at the site. This is unlikely since the site is small in size and largely developed.
American Indian Religious Freedom Act, 42 USC 1996	Requires activities in the area of discovery to be stopped and affected work to be suspended until a compliance strategy is approved.	Potentially applicable, but unlikely	This regulation would apply if archaeological or historic resources are discovered at the site. This is unlikely since the site is small in size and largely developed.
Standards Applicable to Generators of Hazardous Waste, 40 CFR Part 262	Establishes standards for generators of hazardous waste under RCRA. Specifies requirements for hazardous waste packaging, labeling, manifesting, record keeping, and accumulation time.	Not applicable	Generation of hazardous waste not anticipated as part of the expected remedy.
Standards for Owners and Operators of Hazardous Waste Treatment, Storage, and Disposal Facilities, 40 CFR Part 264.13(a)(1)	Must obtain a detailed chemical and physical analysis on a representative sample of the waste(s).	Not applicable	Generation of hazardous waste not anticipated as part of the expected remedy.
Interim Status Standards for Owners and Operators of Hazardous Waste Treatment, Storage, and Disposal Facilities, 40 CFR Part 265.171-173(b)	Management of hazardous waste in containers	Not applicable	Generation of hazardous waste not anticipated as part of the expected remedy.
Land Disposal Restrictions, 40 CFR 268	Identifies hazardous wastes that are restricted from land disposal.	Not applicable	Generation of hazardous waste not anticipated as part of the expected remedy.

Table 4

Potential Federal and State Regulations Applicable to Corrective Measures
 RSA-306
 Redstone Arsenal, Madison County, Alabama

(Page 3 of 4)

Standard, Requirement, or Criterion	Requirement	Applicability	Comments
Discharge to Offsite Surface Water, 40 CFR 122.26, 122.41, and 122.48	Requires that the selected remedial action must establish a standard of control to maintain surface water quality.	Not applicable	Discharge to surface water not anticipated as part of the expected remedy.
Superfund Amendments and Reauthorization Act (SARA), 42 U.S.C. Section 9801 et. Seq.	Identifies Water Quality Criteria established under section 304 or 303 of the Clean Water Act as a required level of control, where such controls are relevant and appropriate.	Not applicable	RSA is regulated under RCRA.
Clean Water Act, 33 U.S.C. Sections 1351-1376 – Best Available Treatment Technology, 40 CFR 122	Requires use of best available technology economically achievable to control discharge of toxic pollutants to a Publicly Owned Treatment Works (POTW).	Not applicable	There is no POTW. Sewer at RSA is private.
Clean Water Act, 33 U.S.C. Sections 1351-1376 – National Pollutant Discharge Elimination System (NPDES) Permit Regulations, 40 CFR 122 Subpart C	Requires use of best available technology economically achievable for toxic pollutants discharged to surface waters. Mandates that the discharge must comply with the EPA-approved Water Quality Management Plan.	Not applicable	No discharge to surface water is planned for this site.
Discharge to a Publicly Owned Treatment Works (POTW), 33 USC Section 1317, 40 CFR 403	Establishes list of toxic pollutants and promulgates pretreatment standards for discharge to POTWs.	Not applicable	There is no POTW. Sewer at RSA is private.
Clean Air Act, codified under, 40 CFR Part 60, part 61, or part 63. Prerequisite for this action: 40 CFR 264,1030(e)	Process vents associated with air or stream stripping operations that manage hazardous wastes with organic concentrations of at least 10 parts per million weight.	Not applicable	No treatment is anticipated for this site.
State			
Alabama Standards for Owners and Operators of Hazardous Waste Treatment, Storage, and Disposal Facilities, ADEM 335-14-5-.01, Hazardous Waste Program	Establishes location standards for facilities located in 100-year floodplains. Forbids placement of any non-containerized or bulk liquid hazardous waste within any salt dome/salt bed, underground mine or cave.	Not applicable	Generation of hazardous waste not anticipated as part of the remedy.
Alabama Interim Status Standards for Owners and Operators of Hazardous Waste Treatment, Storage, and Disposal Facilities, ADEM 335-14-6, Hazardous Waste Program	Prohibits placement of any hazardous waste in a salt dome, salt bed formation, underground mine, or cave.	Not applicable	Placement of waste is not relevant for this site.
Alabama Identification and Listing of Hazardous Waste, ADEM 335-14-3	Establishes standards for generators of hazardous waste including, identification, accumulation, transport, and reporting.	Not applicable	Generation of hazardous waste not anticipated as part of the remedy.
Alabama Drinking Water Standards ADEM 335-7-2	Applicable to the use of public water systems. Establishes maximum contaminant level, monitoring requirements, and treatment techniques.	Applicable	Drinking water standards established by ADEM based on Federal drinking water goals.
Alabama Water Quality Criteria, ADEM 335-6-10, Water Quality Program	Requires any federal agency proposing to modify a body of water to consult with the U.S. Fish and Wildlife Service. Establishes antidegradation policy based on water use classifications and potentially impacted wildlife, fish, and aquatic life	Not applicable	Discharge to surface water is not included as a component of the remedy for this site.

Table 4

Potential Federal and State Regulations Applicable to Corrective Measures
 RSA-306
 Redstone Arsenal, Madison County, Alabama

(Page 4 of 4)

Standard, Requirement, or Criterion	Requirement	Applicability	Comments
UST Requirements – ADEM 335-6-15	Technical standards, corrective action requirements and financial responsibility for owners and operators of USTs	Applicable	Although the USTs have been removed from this site, requirements specific to the removal of free product to the maximum extent practicable are applicable (335-6-15-.27)
Wetlands Protection - ADEM 335-8-2.02/2.03	Defines requirements for dredging or filling and mitigation of impacts to wetlands.	Not applicable	Dredging and/or filling are not components of the anticipated remedies for this site.
Alabama Non-Game Species Regulation, AAC 220-2.92	Identifies state-protected species.	Potentially applicable, but unlikely	Applicable if state-protected species are encountered. This is unlikely due to the small size and developed nature of the site.
Phase I Organic Air Emission Standards: AAC 335-14-5-.27 and 335-15-5-.28	For TSDFs. Emission standards for process vents and emission standards for leaks from specific equipment containing hazardous waste with a total organic concentration of at least 10 percent by weight.	Not applicable	No TSDFs are planned as part of the remedy.
Phase II Organic Air Emission Standards: AAC 335-14-5-.29	For TSDFs. Emission standards tanks, surface impoundments, containers and miscellaneous units that contact hazardous waste containing an average organic concentration greater than 500 parts per million weight.	Not applicable	No regulated units will be developed as part of the remedy.
Alabama Solid Waste Act, Code of Alabama, Title 22, Chapter 27	Establishes sitewide program to provide for the safe management of nonhazardous wastes.	Applicable	Nonhazardous waste may be generated during groundwater monitoring or well installation/abandonment.
Alabama Solid Waste Management Regulations, ADEM 335-13-1 through 335-13-8	Establishes minimum criteria for the processing, recycling, transportation, and disposal of solid wastes and the design, location, and operation of solid waste disposal facilities.	Applicable	Nonhazardous waste may be generated, transported, or disposed as part of monitoring or corrective measure activities.
Alabama Stormwater Discharge Regulations, ADEM 335-6-12	Establishes requirements for a stormwater discharge permit for construction activities that disturb greater than 1 acre of land.	Not applicable	Disturbance of greater than an acre of land is not anticipated as part of the remedy.
Alabama Water Quality Criteria and Use Classifications Regulations, ADEM 335-6-10	Establishes water quality criteria and uses for lakes and rivers based on toxicity to aquatic organisms and human health and water use classifications and antidegradation policy.	Not applicable	No discharge to surface water is planned as part of the remedy for this site.
Indirect Discharge Permits and Pretreatment Rules, ADEM 335-6-5	Establishes list of toxic pollutants and promulgates pretreatment standards for discharge to POTWs and defines the requirements for State Indirect Discharge permits for discharge to POTWs.	Not applicable	There is no POTW. Sewer at RSA is private.
Alabama Wellhead Protection Program, ADEM 335-7-12	Establishes requirements for the closure or abandonment of groundwater monitoring or extraction wells.	Potentially applicable	Applicable if any monitoring wells are abandoned or constructed.

CFR – Code of Federal Regulations.

POTW - Publicly owned treatment works.

RCRA – Resource Conservation and Recovery Act.

UST – Underground Storage Tank.

Table 5

**Summary of Cleanup Goals RSA-306
Redstone Arsenal, Madison County, Alabama**

COC Requiring Action	Groundwater CG (µg/L)	Basis
1-Methylnaphthalene	11	Risk ^a
Benzene	5	MCL
Iron	Not established ^b	NA

Notes:

CG - Cleanup goal.

COC - Chemical of concern.

MCL - Maximum contaminant limit. NA - Not applicable.

µg/L - Micrograms per liter.

^a Taken from RBTLs developed in CB&I (2016b) at a cancer risk of 1E-05 (see text)

^b CGs for iron are not established due to lack of toxicity values; iron will be retained for monitoring until background conditions in groundwater are achieved.

This page intentionally left blank.

APPENDIX A

**2021 PRE-DESIGN SAMPLING EVENT FIELD
DOCUMENTATION**

This page intentionally left blank.



DAILY SITE REPORT

Project Title: Redstone
Date: 06/23/2021
Activity Name: LTM/LUC Inspections
Location: U.S Army Garrison - Redstone
Contract No.: W9124J-18-D-0004, DO W9124J18F0085

Weather	Sunny	Clear	Overcast	Rain	Snow
Temperature	< 32	32 – 50	50 – 70	70-85	> 85
Wind	Still	Moderate	High		
Humidity	Dry	Moderate	Humid		

Personnel on Site:

Name	Hrs.	Affiliation	Location/ Description of Work
Aaron Glad	10	ECC	RSA-060 Sampling/RSA-306 Gauging
Brian Canada	10	ECC	RSA-060 Sampling/RSA-306 Gauging
Weldon Evans	10	LMI	RSA-060 Sampling/RSA-306 Gauging

Field Changes: YES _____ NO

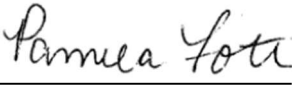
If yes, filed Nonconformance and Corrective Action Report number (NCR No.): _____

Work Performed:	ECC finished sampling RSA-060 wells and shipped samples to the lab. RSA-306 wells were also gauged today.
Equipment Used:	WL indicator, PID, hand tools, horiba, and bladder pump.
Health & Safety (Briefing held, PPE, injuries, near misses, etc.):	Daily safety briefing held, level D PPE, no injuries/near misses.
Samples Collected/ Shipped:	ECC collected and shipped samples for RS556, and RS2723.
IDW Generated and Disposition:	Generated ~10 liters of IDW.
Verbal Instructions Received/Given:	None.
Changed Conditions/ Delays/ Conflicts Encountered or Resolved:	None.
Other Comments or Additional Information:	None.
Next Day's Planned Activities:	Sample topsoil stockpile by Gate 9 for possible use at RSA-058. Second quarter sampling event is completed.

Contractor Verification: On behalf of the contractor, ECC, I certify this report is complete and correct, and all materials and equipment used and work performed during this reporting period are in compliance with the contract plans and specifications, to the best of my knowledge, except as may be noted above.


 Recorder Signature

06/23/2021
 Date


 Reviewer Signature

6/24/2021
 Date



DAILY SITE REPORT

Project Title: Redstone
Date: 08/23/2021
Activity Name: LTM/LUC Inspections
Location: U.S Army Garrison - Redstone
Contract No.: W9124J-18-D-0004, DO W9124J18F0085
& W9124J21F0020

Weather	Sunny	Clear	Overcast	Rain	Snow
Temperature	< 32	32 – 50	50 – 70	70-85	> 85
Wind	Still	Moderate	High		
Humidity	Dry	Moderate	Humid		

Personnel on Site:


Name	Hrs.	Affiliation	Location/ Description of Work
Aaron Glad	10	ECC	IDW Mgt, RSA-049, RSA-083, RSA-306
Brian Canada	10	ECC	IDW Mgt, RSA-049, RSA-083, RSA-306
Pam Foti	9	ECC	RSA-058 Surveying
Gage Creel	9	MST	RSA-058 Surveying
Brittney Green	4	MST	RSA-058 Surveying

Field Changes: YES _____ NO


If yes, filed Nonconformance and Corrective Action Report number (NCR No.): _____

Work Performed:	ECC managed disposal of the IDW from last event, gauged wells at RSA-306, RSA-083, and RSA-049. Also performed LUC Inspection at RSA-049. Surveying in stakes for proposed excavation boundaries at RSA-058
Equipment Used:	WL indicator, PID, hand tools, horiba, and bladder pump. Surveying equipment, weed wacker
Health & Safety (Briefing held, PPE, injuries, near misses, etc.):	Daily safety briefing held, level D PPE, no injuries/near misses.
Samples Collected/ Shipped:	None.
IDW Generated and Disposition:	None.
Verbal Instructions Received/Given:	None.
Changed Conditions/ Delays/ Conflicts Encountered or Resolved:	None.
Other Comments or Additional Information:	RSA-083, RS2638 was damaged by a fallen tree. The protective casing hinged cover was smashed off and the expandable well cap was shoved all the way inside the riser. Unable to remove without cutting protective casing and well riser.
Next Day's Planned Activities:	Begin sampling at RSA-049. Begin wetlands delineation at RSA-058

Contractor Verification: On behalf of the contractor, ECC, I certify this report is complete and correct, and all materials and equipment used and work performed during this reporting period are in compliance with the contract plans and specifications, to the best of my knowledge, except as may be noted above.


Recorder Signature

08/23/2021
Date


Reviewer Signature

8/24/2021
Date



DAILY SITE REPORT

Project Title: Redstone
Date: 11/23/2021
Activity Name: LTM/LUC Inspections
Location: U.S Army Garrison - Redstone
Contract No.: W9124J-18-D-0004, DO W9124J18F0085

Weather	Sunny	Clear	Overcast	Rain	Snow
Temperature	< 32	32 – 50	50 – 70	70-85	> 85
Wind	Still	Moderate	High		
Humidity	Dry	Moderate	Humid		

Personnel on Site:


Name	Hrs.	Affiliation	Location/ Description of Work
Aaron Glad	10	ECC	RSA-053 Sampling
Brian Canada	10	ECC	RSA-053 Sampling

Field Changes: YES _____ NO

If yes, filed Nonconformance and Corrective Action Report number (NCR No.): _____

Work Performed:	ECC completed sampling at RSA-053, conducted product gauging at RSA-306, and attempted to coordinate for access to RSA-308.
Equipment Used:	WL indicator, PID, hand tools, horiba, and bladder pump.
Health & Safety (Briefing held, PPE, injuries, near misses, etc.):	Daily safety briefing held, level D PPE, no injuries/near misses.
Samples Collected/ Shipped:	RS270, RS274, RS348, RS349, RS2003, and RS2175. All samples were shipped to the lab.
IDW Generated and Disposition:	~17 liters.
Verbal Instructions Received/Given:	None.
Changed Conditions/ Delays/ Conflicts Encountered or Resolved:	None.
Other Comments or Additional Information:	None.
Next Day's Planned Activities:	IDW management, well gauging and LUC Inspections.

Contractor Verification: On behalf of the contractor, ECC, I certify this report is complete and correct, and all materials and equipment used and work performed during this reporting period are in compliance with the contract plans and specifications, to the best of my knowledge, except as may be noted above.


Recorder Signature

11/23/2021
Date


Reviewer Signature

11/24/2021
Date



DAILY SITE REPORT

Project Title: Redstone
Date: 1/18/2022
Activity Name: LTM/LUC Inspections
Location: U.S Army Garrison - Redstone
Contract No.: W9124J-18-D-0004, DO W9124J21F0020

Weather	Sunny	Clear	Overcast	Rain	Snow
Temperature	< 32	32 – 50	50 – 70	70-85	> 85
Wind	Still	Moderate	High		
Humidity	Dry	Moderate	Humid		

Personnel on Site:


Name	Hrs.	Affiliation	Location/ Description of Work
Aaron Glad	10	ECC	RSA-306 Baildown/Recharge
Brian Canada	10	ECC	RSA-306 Sampling
Matt Stetson	8	ECC	RSA-255
John Teague	8	DNT	RSA-255
Eric Jones	8	DNT	RSA-255

Field Changes: YES _____ NO X

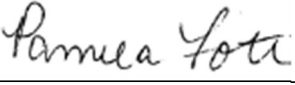
If yes, filed Nonconformance and Corrective Action Report number (NCR No.): _____

Work Performed:	ECC worked at RSA-306, gauging, inspecting and sampling wells. Also conducted an LNAPL baildown/recharge test on RS2340. Mobilized to RSA-255, Vegetation Clearance
Equipment Used:	Bladder pump, Horiba, WL, PID, hand tools. Car SKID Steer 299
Health & Safety (Briefing held, PPE, injuries, near misses, etc.):	Briefing conducted, level D PPE, no injuries/near misses
Samples Collected/ Shipped:	Collected samples at RS2805, RS2806, and RS2807. Samples held for overnight, will ship tomorrow with the remaining samples collected.
IDW Generated and Disposition:	~10 liters generated. All IDW is held at area 200 storage container in drums.
Verbal Instructions Received/Given:	None
Changed Conditions/ Delays/ Conflicts Encountered or Resolved:	None
Other Comments or Additional Information:	Received utility clearance renewal. Cleared vegetation at RSA-255 from Grids SW-12, 99-149. Cleared additional grids 70 and 74.
Next Day's Planned Activities:	Continue sampling RSA-306 and IDW management. RSA-255: Deploy BMPs, construct truck access, begin ore removal, pending weather.

Contractor Verification: On behalf of the contractor, ECC, I certify this report is complete and correct, and all materials and equipment used and work performed during this reporting period are in compliance with the contract plans and specifications, to the best of my knowledge, except as may be noted above.


 Recorder Signature

1/18/2022
 Date


 Reviewer Signature

1/19/2022
 Date



DAILY SITE REPORT

Project Title: Redstone
Date: 1/19/2022
Activity Name: LTM/LUC Inspections
Location: U.S Army Garrison - Redstone
Contract No.: W9124J-18-D-0004, DO W9124J18F0085

Weather	Sunny	Clear	Overcast	Rain	Snow
Temperature	< 32	32 – 50	50 – 70	70-85	> 85
Wind	Still	Moderate	High		
Humidity	Dry	Moderate	Humid		

Personnel on Site:


Name	Hrs.	Affiliation	Location/ Description of Work
Aaron Glad	10	ECC	IDW Management/RSA-306 Sampling
Brian Canada	10	ECC	RSA-306 Sampling
Matt Stetson	8	ECC	RSA-255 Super
John Teague	8	DNT	RSA-255 – Ore Removal
Eric Jones	8	DNT	RSA-255 – Ore Removal

Field Changes: YES _____ NO X

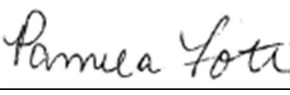
If yes, filed Nonconformance and Corrective Action Report number (NCR No.): _____

Work Performed:	ECC completed sampling at RSA-306 and disposed of the IW sampling IDW as approved by RSA. RSA-255:Removed Manganese Ore SW-12 area, additional grids 70 and 74 (70 and 74 are areas identified by ECC to contain visible Manganese). Constructed truck access at Beaver Damn road entrance, 2x18ton (approx.) processed rock. Deployed BMP's at low end of disturbed areas/stockpile
Equipment Used:	Bladder pump, Horiba, WL, PID, hand tools.
Health & Safety (Briefing held, PPE, injuries, near misses, etc.):	Briefing conducted, level D PPE, no injuries/near misses
Samples Collected/ Shipped:	Collected samples at RS2342, RS2343, and RS2344. All samples were shipped to the lab.
IDW Generated and Disposition:	~12 liters generated. All IDW is held at area 200 storage container in drums.
Verbal Instructions Received/Given:	None
Changed Conditions/ Delays/ Conflicts Encountered or Resolved:	None
Other Comments or Additional Information:	RS2341 is destroyed and the well column is full of debris. RS2646 seems to be compromised, well column is crooked plus screen interval is 6.6-11.6 ft but the WL probe hit a soft bottom at 4.93 ft. and WL probe was covered in sediment.
Next Day's Planned Activities:	Gauge wells at RSA054/055, RSA-049, RSA-053, and RSA-060. Continue ore removal at RSA-255

Contractor Verification: On behalf of the contractor, ECC, I certify this report is complete and correct, and all materials and equipment used and work performed during this reporting period are in compliance with the contract plans and specifications, to the best of my knowledge, except as may be noted above.


 Recorder Signature

1/19/2022
 Date


 Reviewer Signature

1/20/2022
 Date

Table 1
Water Level Survey Log
RSA-306
Redstone Arsenal, Madison County, Alabama

Date: 06/23/2021

Personnel: A. Glad/W. Evans/B. Canada

Weather: Clear, 72°F

Other Comments:

Well ID	Headspace PID (ppm)	Time	Depth to Water (ft btoc)	Free Product Thickness (ft)
306-RS2340	58.30	1132	3.05	0.23
306-RS2341	0.0	1127	4.23	0
306-RS2342	0.0	1115	3.26	0
306-RS2343	0.3	1110	2.00	0
306-RS2344	0.3	1105	4,28	0
306-RS2346	0.0	1100	1.44	0
306-RS2805	0.0	1040	3.49	0
306-RS2806	0.3	1053	4.16	0
306-RS2807	0.0	1050	6.44	0
M306-PZ01*	Unable to locate.			
M306-PZ02*	Unable to locate.			
M306-PZ03*	Unable to locate.			
M306-PZ04*	Unable to locate.			

Notes:

- - Need to verify if the Piezometer is present.
- btoc – below top of casing
ft - feet
PID – Photoionization detector
ppm – parts per million

Table 1
Water Level Survey Log
RSA-306
Redstone Arsenal, Madison County, Alabama

Date: 08/23/2021

Personnel: A. Glad/B. Canada

Weather: Clear, 77°F

Other Comments:

Well ID	Headspace PID (ppm)	Time	Depth to Water (ft btoc)	Free Product Thickness (ft)
306-RS2340	79.90	0934	2.46	0.03
306-RS2341	0.4	0931	4.04	0.0
306-RS2342	0.3	0927	1.74	0.0
306-RS2343	5.80	0924	1.76	0.0
306-RS2344	38.80	0921	3.67	0.0
306-RS2346	0.0	0917	1.34	0.0
306-RS2805	0.0	0904	2.89	0.0
306-RS2806	0.0	0913	3.57	0.0
306-RS2807	0.0	0910	4.47	0.0

Notes:

btoc – below top of casing

ft - feet

PID – Photoionization detector

ppm – parts per million

Table 1
Water Level Survey Log
RSA-306
Redstone Arsenal, Madison County, Alabama

Date: 11/23/2021

Personnel: A. Glad/B. Canada

Weather: Partly Cloudy, 50°F

Other Comments:

Well ID	Headspace PID (ppm)	Time	Depth to Water (ft btoc)	Free Product Thickness (ft)
306-RS2340	26.60	1338	3.21	0.15
306-RS2341	0.1	1334	3.87	0.0
306-RS2342	0.3	1331	3.13	0.0
306-RS2343	0.7	1328	1.44	0.0
306-RS2344	24.40	1325	3.04	0.0
306-RS2346	0.6	1323	0.48	0.0
306-RS2805	0.4	1314	2.71	0.0
306-RS2806	0.5	1321	4.11	0.0
306-RS2807	0.2	1318	6.79	0.0

Notes:

btoc – below top of casing

ft - feet

PID – Photoionization detector

ppm – parts per million

Table 1
Water Level Survey Log
RSA-306
Redstone Arsenal, Madison County, Alabama

Date: 01/18/2022

Personnel: A. Glad/B. Canada

Weather: Clear, 38 F

Other Comments:

Well ID	Headspace PID (ppm)	Time	Depth to Water (ft btoc)	Free Product Thickness (ft)
306-RS2340	27.5	0825	2.98	0.10
306-RS2341	NA	0913	Well Destroyed	Column full of debris
306-RS2342	0.0	0835	1.65	NA
306-RS2343	0.8	0833	1.42	NA
306-RS2344	29.2	0830	2.56	NA
306-RS2646	0.0	0849	1.48	NA
306-RS2805	0.0	0925	2.85	NA
306-RS2806	0.1	0828	3.47	NA
306-RS2807	0.0	0910	4.13	NA

Notes:

btoc – below top of casing

ft - feet

PID – Photoionization detector

ppm – parts per million

Table 2
Monitoring Well Sampling Log
RSA-306
Redstone Arsenal, Madison County, Alabama

Date: 18-19 Jan 2022

Personnel: A. Glad/B. Canada

Weather: Varied

Other Comments: _____

Well ID	Top of Casing Elevation (ft amsl)	Ground Elevation (ft amsl)	Installed Well Depth (ft bgs)	Screened Interval (ft bgs)	Date Sampled	Time	Depth to Water (ft btoc)
306-RS2340	584.10	584.56	17.2	6.8 – 16.8	NA	NA	NA
306-RS2341	283.76	583.99	17.0	6.5 – 16.5	WELL DESTROYED		
306-RS2342	583.56	583.90	16.4	6 – 16	19 Jan 22	1040	2.67
306-RS2343	584.68	585.02	12.4	7 – 12	19 Jan 22	1245	2.19
306-RS2344	584.38	584.72	9.8	4.4 – 9.4	19 Jan 22	1410	5.14
306-RS2646	583.85	584.10	12.0	6.6 – 11.6	WELL COMPROMISED		
306-RS2805	585.44	582.95	17.3	6.9 – 16.9	18 Jan 22	1050	8.18
306-RS2806	585.93	583.71	12.9	7.5 – 12.5	18 Jan 22	1235	9.22
306-RS2807	586.70	584.44	15.5	5.1 – 15.1	18 Jan 22	1415	7.49

Notes:

amsl – above mean sea level

bgs – below ground surface

btoc – below top of casing

ft - feet



SAMPLE COLLECTION LOG

Site RSA-306 Redstone Arsenal
 Location Code: 306-RS2807 Sample Date: 01/18/22
 Sample Number: A1008 Time: 1415
 Sample Name: RSA306-2807-A1008 Sample Matrix: Groundwater
 Well Depth: 15.5 Depth to Water: 7.49
 Sampling Equipment: Geotech Bladder Pump Sample Team: A. Glad (ECC)/B. Canada (ECC)

QC Partners:

Trip Blanks: RSA-306-TB0001-TB

Rinsate: _____

Field Dup or MS/MSD: _____

Containers:

Analytical Suite	FLT	Quantity	Size	Units	Type	Preservative
VOC 8260C	N	3	40	mL	Vial	HCl
SVOC 8270D	N	2	1	L	amber	None
Iron 6010C	N	1	250	mL	poly	HNO3

Flt- Filtered (Y/N)

Purge Record (Last 3 readings for groundwater, single set of readings for any other water)

Date	Time	Depth to Water (ft)	Temp (C°)	pH (SU)	ORP (mV)	Conductivity (mS/cm)	Turbidity (NTU)	DO (mg/L)	Purge Vol (L)
<u>01/18/22</u>	<u>1355</u>	<u>6.36</u>	<u>15.42</u>	<u>6.45</u>	<u>440</u>	<u>1.45</u>	<u>0.0</u>	<u>3.25</u>	<u>1</u>
	<u>1405</u>	<u>7.34</u>	<u>15.45</u>	<u>6.35</u>	<u>449</u>	<u>1.41</u>		<u>3.19</u>	<u>2</u>
	<u>1410</u>	<u>7.49</u>	<u>15.42</u>	<u>6.30</u>	<u>450</u>	<u>1.38</u>	<u>1.0</u>	<u>3.11</u>	<u>2.5</u>

Logged By/Date B Canada 01/18/22 Reviewed by/Date JCC 01/19/22



SAMPLE COLLECTION LOG

Site RSA-306 Redstone Arsenal
 Location Code: 306-RS2805 Sample Date: 01/18/22
 Sample Number: A1006 Time: 1050
 Sample Name: RSA306-2805-A1006 Sample Matrix: Groundwater
 Well Depth: 12.3 Depth to Water: 8.18
 Sampling Equipment: Geotech Bladder Pump Sample Team: A. Glad (ECC)/B. Canada (ECC)

QC Partners:

Trip Blanks: RSA-306-TB001-TB

Rinsate: _____

Field Dup or MS/MSD: RSA306-2805-A1006-MS/MSD

Containers:

Analytical Suite	FLT	Quantity	Size	Units	Type	Preservative
VOC 8260C	N	3 6	40	mL	Vial	HCl
SVOC 8270D	N	4	1	L	amber	None
Iron 6010C	N	1 2	250	mL	poly	HNO3

Flt- Filtered (Y/N)

Purge Record (Last 3 readings for groundwater, single set of readings for any other water)

Date	Time	Depth to Water (ft)	Temp (C°)	pH (SU)	ORP (mV)	Conductivity (mS/cm)	Turbidity (NTU)	DO (mg/L)	Purge Vol (L)
01/18/22	10:35	6.83	15.05	6.65	340	0.438	19.4	3.65	2.5
	10:40	7.52	15.06		347	0.436	16.0	3.62	3
	10:45	8.18			355		13.2	3.60	3.5

Logged By/Date [Signature] 01/18/22 Reviewed by/Date [Signature] 2/9/22



SAMPLE COLLECTION LOG

Site RSA-306 Redstone Arsenal
 Location Code: 306-RS2806 Sample Date: 01/18/22
 Sample Number: A1007 Time: 1235
 Sample Name: RSA306-2806-A1007 Sample Matrix: Groundwater
 Well Depth: 12.9 Depth to Water: 9.22
 Sampling Equipment: Geotech Bladder Pump Sample Team: A. Glad (ECC)/B. Canada (ECC)

QC Partners:

Trip Blanks: RSA-306-TB0001-TB

Rinsate: _____

Field Dup or MS/MSD: _____

Containers:

Analytical Suite	FLT	Quantity	Size	Units	Type	Preservative
VOC 8260C	N	3	40	mL	Vial	HCl
SVOC 8270D	N	2	1	L	amber	None
Iron 6010C	N	1	250	mL	poly	HNO3

Flt- Filtered (Y/N)

Purge Record (Last 3 readings for groundwater, single set of readings for any other water)

Date	Time	Depth to Water (ft)	Temp (C)	pH (SU)	ORP (mV)	Conductivity (mS/cm)	Turbidity (NTU)	DO (mg/L)	Purge Vol (L)
<u>01/18/22</u>	<u>1220</u>	<u>7.48</u>	<u>14.80</u>	<u>5.86</u>	<u>239</u>	<u>0.170</u>	<u>0.0</u>	<u>5.89</u>	<u>2</u>
	<u>1225</u>	<u>8.47</u>	<u>14.95</u>	<u>5.87</u>	<u>237</u>			<u>5.79</u>	<u>2.5</u>
	<u>1230</u>	<u>9.22</u>	<u>15.03</u>	<u>5.83</u>	<u>235</u>	<u>0.169</u>		<u>5.77</u>	<u>3</u>

Logged By/Date B Canada 01/18/22 Reviewed by/Date CRC 2/19/22



GROUNDWATER PURGE FORM

Redstone Arsenal, Madison County, Alabama

Sheet 1 of 1

Site ID: RSA-306	Sampling location ID: 306-R52342
Weather: overcast 52°F	Sample Number: A1002
Purge Equipment: Geotech bladder pump	Collection Date/Time: 01/14/22 1040

Pump Installation

Pump installation crew: A Glad/B Canada	Installation date/beginning time: 01/19/22 0930
PID reading (well head): 0.0	Screen Interval (ft. bgs): 6-16
Casing diameter (inches): 3"	Pump intake depth (ft btoc): 10
Measured Well Depth (ft. btoc): 16.4	Pre-installation DTW (ft btoc): 1.65
Discharge tube length (ft.): 2.5	Discharge tube diameter (3/8" or 1/4"): 1/4"

Pneumatic Controller Tuning: Initial air pressure = H (ft) X 0.43 = 10.75 psi

Purging

Purging/sampling crew: A Glad/B Canada	Purge date/beginning time: 01/19/22 0940
--	--

d ₁ = screen diameter (inches)	v ₁ = screen volume (gallons)	l ₁ = screen length (feet)
d ₂ = borehole diameter (inches)	v ₂ = filter pack volume (gallons)	l ₂ = filter pack length (feet)
V = purge volume (gallons or liters)	p&t = pump and tubing volume (liters)	l = tubing length (feet)
$v_1 = [(d_1)^2 \times 0.041] \times l_1$ $v_2 = [(d_2)^2 - (d_1)^2] \times 0.041 \times l_2 \times 0.3$ $V = (v_1 + v_2) \times 3.79$ $p\&t = [(l \times (\text{multiplier})) + 500] / 1000$		
$v_1 = [(3)^2 \times 0.041] \times 11 = \underline{\quad\quad\quad} \text{ gallons}$ $v_2 = [(3)^2 - (3)^2] \times 0.041 \times \underline{\quad\quad\quad} \times 0.3 = \underline{\quad\quad\quad} \text{ gallons}$ $V = (\underline{\quad\quad\quad} + \underline{\quad\quad\quad}) \times 3.79 = \underline{\quad\quad\quad} \text{ liters}$ $p\&t = [(2.5 \times 4.4) + 500] / 1000 = \underline{0.61} \text{ liters}$		

TOTAL PURGE VOLUME = V + required number of p&t volumes = 1.83 liters

	Initial	2	3	4	5	6	7	8	Final
Pressure (psi)	20	20	20						
Refill Setting	25	25	25						
Discharge Setting	5	5	5						
Flow rate (ml/min)	100	100	100						

Water Quality Parameter Measurements

Date and Time	DTW (ft. btoc)	Purge Rate (mL/min)	Volume Purged (L)	±0.5	3%	±0.2	±10mv	10%	10% or <50 NTUs
				Temp °C	Conductivity (mS/cm)	pH	ORP (mV)	DO (mg/l)	Turbidity (NTU)
01/14/22 0945	1.65	100	1	14.74	3.25	6.40	265	4.40	537
0955	2.20		1	15.30	3.28	6.40	312	2.61	240
1005	2.31		2	15.95	3.29	6.40	329	2.66	95.5
1010	2.40		2.5	16.16	3.29	6.40	308	2.14	52.4
1015	2.48		3	16.35	3.30	6.37	291	2.12	37.4
1020	2.51		3.5	16.30	3.33	6.38	271	2.01	29.5
1025	2.57		4	16.43	3.61	6.44	99	1.32	16.7
1030	2.60		4.5	16.49	3.67	6.46	89	1.31	12.5
1035	2.67		5	16.57	3.69	6.49	93	1.28	10.0

[Handwritten Signature]

Comments

Abbreviations: BTOC - Below top of casing; BGS - Below ground surface; DTW - Depth to water; H - head above pump intake; ml - milliliter; L - Liter



SAMPLE COLLECTION LOG

Site RSA-306 Redstone Arsenal
 Location Code: 306-RS2342 Sample Date: 01/19/22
 Sample Number: A1002 Time: 1040
 Sample Name: RSA306-2342-A1002 Sample Matrix: Groundwater
 Well Depth: 16.4 Depth to Water: 2.67
 Sampling Equipment: Geotech Bladder Pump Sample Team: A. Glad (ECC)/B. Canada (ECC)

QC Partners:

Trip Blanks: RSA-306-TB0001-TB

Rinsate: _____

Field Dup or MS/MSD: RSA306-2342-A1002-FD

Containers:

Analytical Suite	FLT	Quantity	Size	Units	Type	Preservative
VOC 8260C	N	36	40	mL	Vial	HCl
SVOC 8270D	N	4	1	L	amber	None
Iron 6010C	N	2	250	mL	poly	HNO3

Flt- Filtered (Y/N)

Purge Record (Last 3 readings for groundwater, single set of readings for any other water)

Date	Time	Depth to Water (ft)	Temp (°C)	pH (SU)	ORP (mV)	Conductivity (mS/cm)	Turbidity (NTU)	DO (mg/L)	Purge Vol (L)
1/19/22	1025	2.57	16.43	6.44	89	3.61	16.7	1.32	4
	1030	2.60	16.44	6.46	89	3.67	12.5	1.31	4.5
	1035	2.67	16.57	6.44	93	3.69	10.0	1.28	5

Logged By/Date R. Canada 01/19/22 Reviewed by/Date CJC 2/19/22



GROUNDWATER PURGE FORM

Redstone Arsenal, Madison County, Alabama

Sheet 1 of _____

Site ID: RSA-306	Sampling location ID: 306-R52343
Weather: Overcast 54°F	Sample Number: A1003
Purge Equipment: Geotech bladder pump	Collection Date/Time: 01/19/22 1245

Pump Installation

Pump installation crew: A Glad/B Canada	Installation date/beginning time: 01/19/22 1145
PID reading (well head): 0.8	Screen Interval (ft. bgs): 7-12
Casing diameter (inches): 3"	Pump intake depth (ft btoc): 9.50
Measured Well Depth (ft. btoc): 12.4	Pre-installation DTW (ft btoc): 1.42
Discharge tube length (ft.): 25	Discharge tube diameter (3/8" or 1/4"): 1/4"

Pneumatic Controller Tuning: Initial air pressure = H (ft) X 0.43 = **10.75** psi

Purging

Purging/sampling crew: A Glad/B Canada	Purge date/beginning time: 01/19/22 1200
---	---

d_1 = screen diameter (inches) v_1 = screen volume (gallons) l_1 = screen length (feet)
 d_2 = borehole diameter (inches) v_2 = filter pack volume (gallons) l_2 = filter pack length (feet)
 V = purge volume (gallons or liters) $p\&t$ = pump and tubing volume (liters) t = tubing length (feet)

$v_1 = [(d_1)^2 \times 0.041] \times l_1$ $v_1 = [(\quad)^2 \times 0.041] \times \quad = \quad$ gallons
 $v_2 = [(d_2)^2 - (d_1)^2] \times 0.041 \times l_2 \times 0.3$ $v_2 = [(\quad)^2 - (\quad)^2] \times 0.041 \times \quad \times 0.3 = \quad$ gallons
 $V = (v_1 + v_2) \times 3.79$ $V = (\quad + \quad) \times 3.79 = \quad$ liters
 $p\&t = \{ [t \times (\text{multiplier})] + 500 \} / 1000$ $p\&t = [(\quad \times \quad) + 500] / 1000 = \quad$ liters

TOTAL PURGE VOLUME = V + required number of p&t volumes = 1.83 liters

	Initial	2	3	4	5	6	7	8	Final
Pressure (psi)	20	20	20						
Refill Setting	25	25	25						
Discharge Setting	5	5	5						
Flow rate (ml/min)	100	100	100						

Water Quality Parameter Measurements

Date and Time	DTW (ft. btoc)	Purge Rate (mL/min)	Volume Purged (L)	± 0.5	3%	± 0.2	±10mv	10%	10% or <50 NTUs
				Temp °C	Conductivity (mS/cm)	pH	ORP (mV)	DO (mg/l)	Turbidity (NTU)
01/19/22									
1205	1.42	100	1	17.33	0.909	7.14	-28	4.73	131
1215	1.83		1	17.50	0.820	7.11	-56	1.13	117
1225	1.98		2	17.70	0.823	7.08	-86	0.97	71.9
1230	2.09		2.5	17.80	0.825	7.08	-101	0.89	56.3
1235	2.14		3	17.88	0.828	7.08	-110	0.83	44.1
1240	2.19		3.5	17.99	0.829	7.08	-111	0.79	40.0

[Handwritten signature]

Comments

Abbreviations: BTOC- Below top of casing; BGS - Below ground surface; DTW- Depth to water; H- head above pump intake; ml- milliliter; L- Liter



SAMPLE COLLECTION LOG

Site RSA-306 Redstone Arsenal
 Location Code: 306-RS2343 Sample Date: 01/19/2022
 Sample Number: A1003 Time: 1245
 Sample Name: RSA306-2343-A1003 Sample Matrix: Groundwater
 Well Depth: 12.4 Depth to Water: 2.19
 Sampling Equipment: Geotech Bladder Pump Sample Team: A. Glad (ECC)/B. Canada (ECC)
 QC Partners:
 Trip Blanks: RSA-306-TB0001-TB
 Rinsate: NA
 Field Dup or MS/MSD: NA

Containers:

Analytical Suite	FLT	Quantity	Size	Units	Type	Preservative
VOC 8260C	N	3	40	mL	Vial	HCl
SVOC 8270D	N	2	1	L	amber	None
Iron 6010C	N	1	250	mL	poly	HNO3
 						
 						
 						
 						
 						

Flt- Filtered (Y/N)

Purge Record (Last 3 readings for groundwater, single set of readings for any other water)

Date	Time	Depth to Water (ft)	Temp (C°)	pH (SU)	ORP (mV)	Conductivity (mS/cm)	Turbidity (NTU)	DO (mg/L)	Purge Vol (L)
1/19/22	1230	2.09	17.80	7.08	-101	0.825	56.3	0.89	2.6
↓	1235	2.14	17.88	↓	-110	0.828	44.1	0.87	3.0
↓	1240	2.19	17.99	↓	-111	0.829	40.0	0.79	3.5

Logged By/Date B. Canada 01/19/22 Reviewed by/Date [Signature] 2/1/22



GROUNDWATER PURGE FORM

Redstone Arsenal, Madison County, Alabama

Sheet 1 of 1

Site ID: RSA-306	Sampling location ID: 306-RS2344
Weather: M. Cloudy, 64°F	Sample Number: A1004
Purge Equipment: Geotech bladder pump	Collection Date/Time: 01/19/2022 15:14:10

Pump Installation

Pump installation crew: A Glad/B Canada	Installation date/beginning time: 1/19/22 13:20
PID reading (well head): 29.20	Screen Interval (ft. bgs): 4.40-9.40
Casing diameter (inches): 2"	Pump intake depth (ft btoc): 7.00
Measured Well Depth (ft. btoc): 9.80	Pre-installation DTW (ft btoc): 2.23
Discharge tube length (ft.): 25.00	Discharge tube diameter (3/8" or 1/4"): 1/4"

Pneumatic Controller Tuning: Initial air pressure = H (ft) X 0.43 = **12.75** psi

Purging

Purging/sampling crew: A Glad/B Canada	Purge date/beginning time: 1/19/22 13:25
---	---

d_1 = screen diameter (inches) v_1 = screen volume (gallons) h = screen length (feet)
 d_2 = borehole diameter (inches) v_2 = filter pack volume (gallons) l_2 = filter pack length (feet)
 V = purge volume (gallons or liters) $p\&t$ = pump and tubing volume (liters) t = tubing length (feet)

$v_1 = [(d_1)^2 \times 0.041] \times h$ $v_1 = (2)^2 \times 0.041 \times 11 = 1.83$ gallons
 $v_2 = [(d_2)^2 - (d_1)^2] \times 0.041 \times l_2 \times 0.3$ $v_2 = [(2)^2 - (1)^2] \times 0.041 \times 4.4 \times 0.3 = 0.61$ gallons
 $V = (v_1 + v_2) \times 3.79$ $V = (1.83 + 0.61) \times 3.79 = 10.0$ liters
 $p\&t = [(t \times (\text{multiplier})) + 500] / 1000$ $p\&t = [(25 \times 4.4) + 500] / 1000 = 0.61$ liters
TOTAL PURGE VOLUME = V + required number of p&t volumes = 1.83 liters

	Initial	2	3	4	5	6	7	8	Final
Pressure (psi)	20	20	20						
Refill Setting	25	25	25						
Discharge Setting	5	6	5						
Flow rate (ml/min)	100	100	100						

Water Quality Parameter Measurements

Date and Time	DTW (ft. btoc)	Purge Rate (mL/min)	Volume Purged (L)	Temp °C	±0.5	±0.2	±10mv	10%	10% or <50 NTU/s
					3%	pH	ORP (mV)	DO (mg/l)	Turbidity (NTU)
1/19/2022 13:30	2.23	100	1	18.67	0.451	6.97	27	6.03	1.41
13:40	3.21		1	17.97	0.435	6.83	-17	2.32	1.18
13:50	4.11		2	17.60	0.485	6.83	-21	2.84	1.01
13:55	4.50		2.5	17.49	0.435	6.83	-30	1.81	89.7
14:00	4.93		3	17.60	0.435	6.82	-30	1.83	82.3
14:05	5.14		3.5	17.44	0.429	6.84	-27	1.81	80.6

[Handwritten signature]

Comments

Abbreviations: BTOC- Below top of casing; BGS - Below ground surface; DTW- Depth to water; H- head above pump intake; ml- milliliter; L- Liter



SAMPLE COLLECTION LOG

Site RSA-306 Redstone Arsenal
 Location Code: 306-RS2344 Sample Date: 01/19/2022
 Sample Number: ~~RS2344~~ A1004 Time: 1410
 Sample Name: RSA306-2344-A1004 Sample Matrix: Groundwater
 Well Depth: 9.80 Depth to Water: 5.14
 Sampling Equipment: Geotech Bladder Pump Sample Team: A. Glad (ECC)/B. Canada (ECC)
 QC Partners:
 Trip Blanks: RSA306-TB0001-TB
 Rinsate: NA
 Field Dup or MS/MSD: NA

Containers:

Analytical Suite	FLT	Quantity	Size	Units	Type	Preservative
VOC 8260C	N	3	40	mL	Vial	HCl
SVOC 8270D	N	2	1	L	amber	None
Iron 6010C	N	1	250	mL	poly	HNO3

Flt- Filtered (Y/N)

Purge Record (Last 3 readings for groundwater, single set of readings for any other water)

Date	Time	Depth to Water (ft)	Temp (C°)	pH (SU)	ORP (mV)	Conductivity (mS/cm)	Turbidity (NTU)	DO (mg/L)	Purge Vol (L)
1/19/22	1355	4.60	17.49	6.83	-30	0.435	84.7	1.81	2.5
↓	1400	5.93	17.50	6.82	-30		82.3	1.83	3
↓	1405	5.14	17.49	6.84	-27	0.429	80.6	1.81	3.5

Logged By/Date Canada 01/19/22 Reviewed by/Date ^{CSC} 01/19/22

REDSTONE ARSENAL WELL INSPECTION CHECKLIST

WELL LOCATION		DATE INSPECTED	INSPECTION CREW		
SITE #	RSA-306	01/18/22	K. Anderson		
WELL #	RS2806				
WELL TYPE					
WELL TYPE: (CIRCLE ONE)	<u>OVERBURDEN</u> BEDROCK PIEZOMETER EXTRACTION OTHER _____				
WELL CONSTRUCTION					
(CIRCLE ONE)	FLUSH MOUNT	<u>STICKUP</u>			
PHYSICAL APPEARANCE					
EXCELLENT	WELL INTEGRITY HAS NO DEFICIENCIES				
GOOD	MINOR DEFICIENCIES - PAD CRACKED, NO LOCK, MISSING EXPANDABLE CAP				
POOR	MAJOR DEFICIENCIES - PAD DESTROYED, NO STENCILING, POST MISSING				
	YES	NO	N/A	CONDITION	COMMENTS
CONCRETE PAD	✓			EXCELLENT	
				GOOD	
				POOR	
PROTECTIVE POST	✓			EXCELLENT	4 3" posts
				GOOD	
				POOR	
PROTECTIVE CASING	✓			EXCELLENT	
				GOOD	
				POOR	
STENCILING	✓			EXCELLENT	
				GOOD	
				POOR	
LOCK	✓			EXCELLENT	
				GOOD	
				POOR	
EXPANDABLE CAP	✓			EXCELLENT	
				GOOD	
				POOR	
ACCESSIBLE	✓			EXCELLENT	
				GOOD	
				POOR	
REPAIRS NEEDED		✓			

Notes: N/A - not applicable

REDSTONE ARSENAL WELL INSPECTION CHECKLIST

WELL LOCATION		DATE INSPECTED	INSPECTION CREW		
SITE #	RSA-306	01/18/22	B Canada		
WELL #	RS-2805				
WELL TYPE					
WELL TYPE: (CIRCLE ONE)	<u>OVERBURDEN</u> BEDROCK PIEZOMETER EXTRACTION OTHER _____				
WELL CONSTRUCTION					
(CIRCLE ONE)	FLUSH MOUNT	<u>STICKUP</u>			
PHYSICAL APPEARANCE					
EXCELLENT	WELL INTEGRITY HAS NO DEFICIENCIES				
GOOD	MINOR DEFICIENCIES - PAD CRACKED, NO LOCK, MISSING EXPANDABLE CAP				
POOR	MAJOR DEFICIENCIES - PAD DESTROYED, NO STENCILING, POST MISSING				
	YES	NO	N/A	CONDITION	COMMENTS
CONCRETE PAD	✓			<u>EXCELLENT</u>	
				GOOD	
				POOR	
PROTECTIVE POST	✓			<u>EXCELLENT</u>	4 3" posts
				GOOD	
				POOR	
PROTECTIVE CASING	✓			<u>EXCELLENT</u>	
				GOOD	
				POOR	
STENCILING	✓			<u>EXCELLENT</u>	
				GOOD	
				POOR	
LOCK	✓			<u>EXCELLENT</u>	
				GOOD	
				POOR	
EXPANDABLE CAP	✓			<u>EXCELLENT</u>	
				GOOD	
				POOR	
ACCESSIBLE	✓			<u>EXCELLENT</u>	
				GOOD	
				POOR	
REPAIRS NEEDED		✓			

Notes: N/A - not applicable

REDSTONE ARSENAL WELL INSPECTION CHECKLIST

WELL LOCATION		DATE INSPECTED	INSPECTION CREW		
SITE #	RSA-306	01/18/22	BCmader		
WELL #	RS2807				
WELL TYPE					
WELL TYPE: (CIRCLE ONE)	<input checked="" type="radio"/> OVERBURDEN <input type="radio"/> BEDROCK <input type="radio"/> PIEZOMETER <input type="radio"/> EXTRACTION <input type="radio"/> OTHER _____				
WELL CONSTRUCTION					
(CIRCLE ONE)	<input type="radio"/> FLUSH MOUNT <input checked="" type="radio"/> STICKUP				
PHYSICAL APPEARANCE					
EXCELLENT	WELL INTEGRITY HAS NO DEFICIENCIES				
GOOD	MINOR DEFICIENCIES - PAD CRACKED, NO LOCK, MISSING EXPANDABLE CAP				
POOR	MAJOR DEFICIENCIES - PAD DESTROYED, NO STENCILING, POST MISSING				
	YES	NO	N/A	CONDITION	COMMENTS
CONCRETE PAD	✓			EXCELLENT	
				GOOD	
				POOR	
PROTECTIVE POST	✓			EXCELLENT	4 3" posts
				GOOD	
				POOR	
PROTECTIVE CASING	✓			EXCELLENT	
				GOOD	
				POOR	
STENCILING	✓			EXCELLENT	
				GOOD	
				POOR	
LOCK	✓			EXCELLENT	
				GOOD	
				POOR	
EXPANDABLE CAP	✓			EXCELLENT	
				GOOD	
				POOR	
ACCESSIBLE	✓			EXCELLENT	
				GOOD	
				POOR	
REPAIRS NEEDED		✓			

Notes: N/A - not applicable

REDSTONE ARSENAL WELL INSPECTION CHECKLIST

WELL LOCATION		DATE INSPECTED	INSPECTION CREW		
SITE #	RSA-308	01/19/22	B. ...		
WELL #	RS2342				
WELL TYPE					
WELL TYPE: (CIRCLE ONE)	<u>OVERBURDEN</u> BEDROCK PIEZOMETER EXTRACTION OTHER _____				
WELL CONSTRUCTION					
(CIRCLE ONE)	<u>FLUSH MOUNT</u> STICKUP				
PHYSICAL APPEARANCE					
EXCELLENT	WELL INTEGRITY HAS NO DEFICIENCIES				
GOOD	MINOR DEFICIENCIES - PAD CRACKED, NO LOCK, MISSING EXPANDABLE CAP				
POOR	MAJOR DEFICIENCIES - PAD DESTROYED, NO STENCILING, POST MISSING				
	YES	NO	N/A	CONDITION	COMMENTS
CONCRETE PAD	✓			EXCELLENT	
				GOOD	
				POOR	
PROTECTIVE POST			✓	EXCELLENT	
				GOOD	
				POOR	
PROTECTIVE CASING	✓			EXCELLENT	
				GOOD	
				POOR	
STENCILING		✓		EXCELLENT	
				GOOD	
				POOR	
LOCK			✓	EXCELLENT	Two bolts
				GOOD	
				POOR	
EXPANDABLE CAP	✓			EXCELLENT	
				GOOD	
				POOR	
ACCESSIBLE	✓			EXCELLENT	
				GOOD	
				POOR	
REPAIRS NEEDED		✓			

Notes: N/A - not applicable

REDSTONE ARSENAL WELL INSPECTION CHECKLIST

WELL LOCATION		DATE INSPECTED	INSPECTION CREW
SITE #	RSA-306	01/19/22	B. Canade
WELL #	RS2343		

WELL TYPE

WELL TYPE: (CIRCLE ONE) OVERBURDEN BEDROCK PIEZOMETER EXTRACTION OTHER _____

WELL CONSTRUCTION

(CIRCLE ONE) FLUSH MOUNT STICKUP

PHYSICAL APPEARANCE

EXCELLENT	WELL INTEGRITY HAS NO DEFICIENCIES
GOOD	MINOR DEFICIENCIES - PAD CRACKED, NO LOCK, MISSING EXPANDABLE CAP
POOR	MAJOR DEFICIENCIES - PAD DESTROYED, NO STENCILING, POST MISSING

	YES	NO	N/A	CONDITION	COMMENTS
CONCRETE PAD	✓			EXCELLENT	
				GOOD	
				POOR	
PROTECTIVE POST			✓	EXCELLENT	
				GOOD	
				POOR	
PROTECTIVE CASING	✓			EXCELLENT	
				GOOD	
				POOR	
STENCILING		✓		EXCELLENT	
				GOOD	
				POOR	
LOCK			✓	EXCELLENT	2 Bolts
				GOOD	
				POOR	
EXPANDABLE CAP	✓			EXCELLENT	
				GOOD	
				POOR	
ACCESSIBLE				EXCELLENT	
				GOOD	
				POOR	
REPAIRS NEEDED					

Notes: N/A - not applicable

REDSTONE ARSENAL WELL INSPECTION CHECKLIST

WELL LOCATION		DATE INSPECTED	INSPECTION CREW		
SITE #	RSA-306	01/19/22	Kanada		
WELL #	R52646				
WELL TYPE					
WELL TYPE: (CIRCLE ONE)	<u>OVERBURDEN</u>	BEDROCK	PIEZOMETER	EXTRACTION	OTHER _____
WELL CONSTRUCTION					
(CIRCLE ONE)	<u>FLUSH MOUNT</u>	STICKUP			
PHYSICAL APPEARANCE					
EXCELLENT	WELL INTEGRITY HAS NO DEFICIENCIES				
GOOD	MINOR DEFICIENCIES - PAD CRACKED, NO LOCK, MISSING EXPANDABLE CAP				
POOR	MAJOR DEFICIENCIES - PAD DESTROYED, NO STENCILING, POST MISSING				
	YES	NO	N/A	CONDITION	COMMENTS
CONCRETE PAD	✓			EXCELLENT	
				GOOD	
				POOR	
PROTECTIVE POST			✓	EXCELLENT	
				GOOD	
				POOR	
PROTECTIVE CASING	✓			EXCELLENT	
				GOOD	
				POOR	
STENCILING		✓		EXCELLENT	
				GOOD	
				POOR	
LOCK			✓	EXCELLENT	
				GOOD	
				POOR	
EXPANDABLE CAP	✓			EXCELLENT	
				GOOD	
				POOR	
ACCESSIBLE	✓	✓		EXCELLENT	Well column obstructed Tap at PVC and 5' down
				GOOD	
				POOR	
REPAIRS NEEDED		✓			

Notes: N/A - not applicable

REDSTONE ARSENAL WELL INSPECTION CHECKLIST

WELL LOCATION		DATE INSPECTED	INSPECTION CREW
SITE #	RSA 306	01/19/22	Kerada
WELL #	RS 2344		

WELL TYPE	
WELL TYPE: (CIRCLE ONE)	<u>OVERBURDEN</u> BEDROCK PIEZOMETER EXTRACTION OTHER _____

WELL CONSTRUCTION	
(CIRCLE ONE)	<u>FLUSH MOUNT</u> STICKUP

PHYSICAL APPEARANCE	
EXCELLENT	WELL INTEGRITY HAS NO DEFICIENCIES
GOOD	MINOR DEFICIENCIES - PAD CRACKED, NO LOCK, MISSING EXPANDABLE CAP
POOR	MAJOR DEFICIENCIES - PAD DESTROYED, NO STENCILING, POST MISSING

	YES	NO	N/A	CONDITION	COMMENTS
	CONCRETE PAD	✓			
PROTECTIVE POST			✓	<input type="radio"/> EXCELLENT <input type="radio"/> GOOD <input type="radio"/> POOR	
PROTECTIVE CASING	✓			<input checked="" type="radio"/> EXCELLENT <input type="radio"/> GOOD <input type="radio"/> POOR	
STENCILING			✓	<input type="radio"/> EXCELLENT <input type="radio"/> GOOD <input type="radio"/> POOR	
LOCK			✓	<input type="radio"/> EXCELLENT <input type="radio"/> GOOD <input type="radio"/> POOR	
EXPANDABLE CAP	✓			<input checked="" type="radio"/> EXCELLENT <input type="radio"/> GOOD <input type="radio"/> POOR	
ACCESSIBLE	✓			<input checked="" type="radio"/> EXCELLENT <input type="radio"/> GOOD <input type="radio"/> POOR	
REPAIRS NEEDED		✓			

Notes: N/A - not applicable

REDSTONE ARSENAL WELL INSPECTION CHECKLIST

WELL LOCATION		DATE INSPECTED	INSPECTION CREW		
SITE #	RSA-306	1/18/21	A. Glad B. Canada		
WELL #	RS2340				
WELL TYPE					
WELL TYPE: (CIRCLE ONE) <u>OVERBURDEN</u> BEDROCK PIEZOMETER EXTRACTION OTHER _____					
WELL CONSTRUCTION					
(CIRCLE ONE) <u>FLUSH MOUNT</u> STICKUP					
PHYSICAL APPEARANCE					
EXCELLENT	WELL INTEGRITY HAS NO DEFICIENCIES				
GOOD	MINOR DEFICIENCIES - PAD CRACKED, NO LOCK, MISSING EXPANDABLE CAP				
POOR	MAJOR DEFICIENCIES - PAD DESTROYED, NO STENCILING, POST MISSING				
	YES	NO	N/A	CONDITION	COMMENTS
CONCRETE PAD	✓			<u>EXCELLENT</u>	
				GOOD	
				POOR	
PROTECTIVE POST	✓			<u>EXCELLENT</u>	
				GOOD	
				POOR	
PROTECTIVE CASING	✓			<u>EXCELLENT</u>	
				GOOD	
				POOR	
STENCILING			✓	EXCELLENT	
				GOOD	
				POOR	
LOCK			✓	EXCELLENT	bolts
				GOOD	
				POOR	
EXPANDABLE CAP	✓			<u>EXCELLENT</u>	
				GOOD	
				POOR	
ACCESSIBLE	✓			<u>EXCELLENT</u>	
				GOOD	
				POOR	
REPAIRS NEEDED		✓			Well contains LNAPL

Table 3
LNAPL Bail-Down/Recharge Test Log
RSA-306
Redstone Arsenal, Madison County, Alabama

Date: 01/18/2022 Personnel: A. Glad Weather: Clear, 52 F

Initial Depth to Water (ft btoc): 2.98 ft btoc Initial Depth to LNAPL: 3.08 ft btoc

Initial LNAPL Thickness (ft): 0.10 ft

Amount LNAPL Recovered Prior to Start of Test: 0.09 ft


Well ID	Date	Time	Depth to Water (ft btoc)	Depth to LNAPL (ft btoc)	Free Product Thickness (ft)
306-RS2340	18 Jan 22	0830	2.87	2.86	0.01
306-RS2340	18 Jan 22	0830	2.87	2.86	0.01
306-RS2340	18 Jan 22	0831	2.85	2.84	0.01
306-RS2340	18 Jan 22	0831	2.85	2.84	0.01
306-RS2340	18 Jan 22	0832	2.85	NA	0.00
306-RS2340	18 Jan 22	0832	2.85	NA	0.00
306-RS2340	18 Jan 22	0833	2.85	NA	0.00
306-RS2340	18 Jan 22	0833	2.84	NA	0.00
306-RS2340	18 Jan 22	0834	2.84	NA	0.00
306-RS2340	18 Jan 22	0834	2.84	NA	0.00
306-RS2340	18 Jan 22	0835	2.81	NA	0.00
306-RS2340	18 Jan 22	0835	2.81	NA	0.00
306-RS2340	18 Jan 22	0837	2.80	NA	0.00
306-RS2340	18 Jan 22	0838	2.80	NA	0.00
306-RS2340	18 Jan 22	0839	2.79	NA	0.00
306-RS2340	18 Jan 22	0840	2.79	NA	0.00
306-RS2340	18 Jan 22	0841	2.76	NA	0.00
306-RS2340	18 Jan 22	0843	2.74	NA	0.00
306-RS2340	18 Jan 22	0845	2.74	NA	0.00
306-RS2340	18 Jan 22	0847	2.70	NA	0.00
306-RS2340	18 Jan 22	0849	2.68	NA	0.00
306-RS2340	18 Jan 22	0851	2.64	NA	0.00
306-RS2340	18 Jan 22	0853	2.64	NA	0.00
306-RS2340	18 Jan 22	0855	2.63	NA	0.00
306-RS2340	18 Jan 22	0857	2.62	NA	0.00
306-RS2340	18 Jan 22	0859	2.60	NA	0.00
306-RS2340	18 Jan 22	0901	2.59	NA	0.00
306-RS2340	18 Jan 22	0911	2.54	NA	0.00
306-RS2340	18 Jan 22	0921	2.49	NA	0.00
306-RS2340	18 Jan 22	0931	2.48	NA	0.00
306-RS2340	18 Jan 22	0941	2.45	NA	0.00
306-RS2340	18 Jan 22	0951	2.45	2.44	0.01

Well ID	Date	Time	Depth to Water (ft btoc)	Depth to LNAPL (ft btoc)	Free Product Thickness (ft)
306-RS2340	18 Jan 22	1001	2.43	NA	0.00
306-RS2340	18 Jan 22	1101	2.43	2.42	0.01
306-RS2340	18 Jan 22	1201	2.52	2.35	0.17
306-RS2340	18 Jan 22	1301	2.55	2.33	0.,22
306-RS2340	18 Jan 22	1401	2.48	2.30	0.18
306-RS2340	18 Jan 22	1501	2.41	2.29	0.12

APPENDIX B

**2021 PRE-DESIGN SAMPLING EVENT LABORATORY
REPORT**

This page intentionally left blank.



Analytical Report for

Client: **Environmental Chemical Corporation (ECC)**

Project: Redstone RSA-306

Work Order: J2200963

Sampling Dates: 01/18-19/2022

Report to: 9300 W. Courthouse Rd
Suite 303
Manassas, VA 20110

ATTN: Pamela Foti

Test results contained within this data package meet the requirements of the National Environmental Laboratory Accreditation Program and/or state specific certification programs as applicable.

This laboratory is accredited in accordance with the recognized International Standard ISO/IEC 17025:2017. This accreditation demonstrates technical competence for a defined scope and the operation of a laboratory quality management system (refer to joint ISO-ILAC-IAF Communiqué dated April 2017).

If you have any questions concerning this report, please feel free to contact me.

Sincerely,

Craig Myers - Client Services Manager
CMyers@AELLab.com

Experience

- Florida Clean-up Programs (Petroleum, Dry Cleaners, Brownfields)
- Landfill Operations
- Water Supply/Wastewater Treatment
- CERCLA/RCRA
- Property Transfer/Due Diligence
- National Pollutant Discharge Elimination System (NPDES)
- Industrial Waste/Hazardous Waste Characterization

Lab Services

- Personalized Service
- Customized Kits
- Fast Turnaround
- Electronic Deliverables
- Local Courier Services
- Field Services

Table of Contents

Sample Summary Section	3
Case Narrative Section	4
Qualifier Page Section	7
Sample Tracking Section	8
Volatiles Organics Liquids Section	12
5.1:Sample and Method Blank Summary & Chromatogram(s)	13
5.2:QC Summary & Chromatogram(s)	78
Semi-Volatile PAHs by Sim Analysis Section	381
6.1:Sample and Method Blank Summary & Chromatogram(s)	382
6.2:QC Summary & Chromatogram(s)	477
ICP Liquids Data Section	628
7.1:Sample Summary	629
7.2:QC Summary	639
7.3:Metals Raw Data	668
Last Page of Report	715



FINAL

Workorder: Redstone RSA-306 (J2200963)

Sample Summary

Lab ID	Sample ID	Matrix	Method	Date Collected	Date Received	Analytes Reported
J2200963001	RSA306-TB0001-TB	WA	DoD SW-846 8260C	01/18/2022 00:00	01/20/2022 09:15	1
J2200963002	RSA306-2805-A1006	WA	DOD SW-846 8270D SIM	01/18/2022 10:50	01/20/2022 09:15	1
J2200963002	RSA306-2805-A1006	WA	DoD SW-846 6010C	01/18/2022 10:50	01/20/2022 09:15	1
J2200963002	RSA306-2805-A1006	WA	DoD SW-846 8260C	01/18/2022 10:50	01/20/2022 09:15	1
J2200963003	RSA306-2806-A1007	WA	DOD SW-846 8270D SIM	01/18/2022 12:35	01/20/2022 09:15	1
J2200963003	RSA306-2806-A1007	WA	DoD SW-846 6010C	01/18/2022 12:35	01/20/2022 09:15	1
J2200963003	RSA306-2806-A1007	WA	DoD SW-846 8260C	01/18/2022 12:35	01/20/2022 09:15	1
J2200963004	RSA306-2807-A1008	WA	DOD SW-846 8270D SIM	01/18/2022 14:15	01/20/2022 09:15	1
J2200963004	RSA306-2807-A1008	WA	DoD SW-846 6010C	01/18/2022 14:15	01/20/2022 09:15	1
J2200963004	RSA306-2807-A1008	WA	DoD SW-846 8260C	01/18/2022 14:15	01/20/2022 09:15	1
J2200963005	RSA306-2342-A1002	WA	DOD SW-846 8270D SIM	01/19/2022 10:40	01/20/2022 09:15	1
J2200963005	RSA306-2342-A1002	WA	DoD SW-846 6010C	01/19/2022 10:40	01/20/2022 09:15	1
J2200963005	RSA306-2342-A1002	WA	DoD SW-846 8260C	01/19/2022 10:40	01/20/2022 09:15	1
J2200963006	RSA306-2342-A1002-FD	WA	DOD SW-846 8270D SIM	01/19/2022 10:40	01/20/2022 09:15	1
J2200963006	RSA306-2342-A1002-FD	WA	DoD SW-846 6010C	01/19/2022 10:40	01/20/2022 09:15	1
J2200963006	RSA306-2342-A1002-FD	WA	DoD SW-846 8260C	01/19/2022 10:40	01/20/2022 09:15	1
J2200963007	RSA306-2343-A1003	WA	DOD SW-846 8270D SIM	01/19/2022 12:45	01/20/2022 09:15	1
J2200963007	RSA306-2343-A1003	WA	DoD SW-846 6010C	01/19/2022 12:45	01/20/2022 09:15	1
J2200963007	RSA306-2343-A1003	WA	DoD SW-846 8260C	01/19/2022 12:45	01/20/2022 09:15	1
J2200963008	RSA306-2344-A1004	WA	DOD SW-846 8270D SIM	01/19/2022 14:10	01/20/2022 09:15	1
J2200963008	RSA306-2344-A1004	WA	DoD SW-846 6010C	01/19/2022 14:10	01/20/2022 09:15	1
J2200963008	RSA306-2344-A1004	WA	DoD SW-846 8260C	01/19/2022 14:10	01/20/2022 09:15	1
J2200963009	RSA306-A8011-ER	WA	DOD SW-846 8270D SIM	01/19/2022 14:30	01/20/2022 09:15	1
J2200963009	RSA306-A8011-ER	WA	DoD SW-846 6010C	01/19/2022 14:30	01/20/2022 09:15	1
J2200963009	RSA306-A8011-ER	WA	DoD SW-846 8260C	01/19/2022 14:30	01/20/2022 09:15	1
J2200963010	RSA306-A9041	WA	DOD SW-846 8270D SIM	01/19/2022 14:30	01/20/2022 09:15	1
J2200963010	RSA306-A9041	WA	DoD SW-846 6010C	01/19/2022 14:30	01/20/2022 09:15	1
J2200963010	RSA306-A9041	WA	DoD SW-846 8260C	01/19/2022 14:30	01/20/2022 09:15	1

Certificate of Analysis

This report shall not be reproduced, except in full,
 without the written consent of Advanced Environmental Laboratories, Inc.





Work Order: J2200963
Client: Environmental Chemical Corporation (ECC)
Project ID: Redstone RSA-306

I. Receipt

No Exceptions were encountered.

II. Holding Times

Preparation: All holding times were met.
Analysis: All holding times were met.

III. Method

Analysis: DoD SW-846 8260C
Preparation: SW-846 5030B

IV. Preparation

Sample preparation proceeded normally.

V. Analysis

Calibration: All acceptance criteria were met.
Blanks: All acceptance criteria were met.
Surrogates: All acceptance criteria were met.
Spikes: All acceptance criteria were met.
Internal Standard: All acceptance criteria were met.
Samples: J2200963007 required a dilution due to the presence of a foamy sample matrix (surfactants). The dilution was necessary to prevent foam over during the purge cycle, resulting in instrument damage.
Other: All acceptance criteria were met.
Serial Dilution: All acceptance criteria were met.
Duplicates: All acceptance criteria were met.



Work Order: J2200963
Client: Environmental Chemical Corporation (ECC)
Project ID: Redstone RSA-306

I. Receipt

No Exceptions were encountered.

II. Holding Times

Preparation: All holding times were met.
Analysis: All holding times were met.

III. Method

Analysis: DOD SW-846 8270D SIM
Preparation: SW-846 3510C

IV. Preparation

All samples in batch 1842 were Silica Gel cleaned as per EPA method 3630C.

V. Analysis

Calibration: All acceptance criteria were met.
Blanks: All acceptance criteria were met.
Surrogates: The control criteria for 2-Fluorobiphenyl and 2-Methylnaphthalene-d10 in J2200963007 are not applicable. As recorded in the extraction logbook, the samples formed emulsions in the solvent layer during the extraction. Such emulsions are known to negatively affect surrogate yields. The affected surrogates were qualified to indicate matrix interference.
Spikes: The matrix spike (MS) and matrix spike duplicate (MSD) recoveries for all analytes were outside control criteria (0%) due to internal laboratory failure. The extractionist failed to spike the samples correctly. Recoveries in the Laboratory Control Sample (LCS) were acceptable, which indicates the analytical batch was in control. The data was flagged accordingly.
Internal Standard: All acceptance criteria were met.
Samples: All acceptance criteria were met.
Other: All acceptance criteria were met.
Serial Dilution: All acceptance criteria were met.
Duplicates: All acceptance criteria were met.



Work Order: J2200963
Client: Environmental Chemical Corporation (ECC)
Project ID: Redstone RSA-306

I. Receipt

No Exceptions were encountered.

II. Holding Times

Preparation: All holding times were met.
Analysis: All holding times were met.

III. Method

Analysis: DoD SW-846 6010C
Preparation: SW-846 3010A

IV. Preparation

Sample preparation proceeded normally.

V. Analysis

Calibration: All acceptance criteria were met.
Blanks: All acceptance criteria were met.
Surrogates: All acceptance criteria were met.
Spikes: All acceptance criteria were met.
Internal Standard: All acceptance criteria were met.
Samples: All acceptance criteria were met.
Other: All acceptance criteria were met.
Serial Dilution: All acceptance criteria were met.
Duplicates: All acceptance criteria were met.



DoD ANALYTICAL RESULTS QUALIFIERS

PARAMETER QUALIFIERS

- U Analyte was not detected and is reported as less than the Detection Limit (DL). The DL has been adjusted for any dilution or concentration of the sample.
- B Indicates that the analyte was detected in the method blank. The recorded result is associated with a contaminated blank.
- NJ Non-target analyte. The analyte is a tentatively identified compound (TIC) using mass spectrometry.
- J The analyte is an estimated value. The reported value is below the Limits of Quantitation (LOQ), but above the DL. Also, an acceptance criterion is not met (e.g., MS/MSD recovery or dual column confirmation was outside 40% RPD).
- Q One or more of the quality control criteria failed (e.g., LCS recovery, surrogate spike recovery, Internal Standard or CCV recovery).
- H Sample held beyond the accepted holding time. This code shall be used if the value is derived from a sample that was prepared or analyzed after the approved holding time restrictions for sample preparation or analysis.
- Y The laboratory analysis was from an improperly preserved sample. The data may not be accurate.
- E Indicates that the analyte concentration exceeded the instrument calibration range. The result for the analyte is estimated.
- * Indicates one of the sample quality control criteria failed.

Sample Tracking



Advanced Environmental Laboratories, Inc.

- Altamonte Springs:** 380 Northlake Blvd., Ste. 1048, FL 32701 • 407.937.1594 • Lab ID: E53076
- Fort Myers:** 13100 Westlincs Terrace, Ste. 10, FL 33913 • 239.674.8130 • Lab ID: E84492
- Jacksonville:** 6681 Southpoint Pkwy., FL 32216 • 904.363.9350 • Lab ID: E82574
- Tallahassee:** 2639 North Monroe St., Suite D, FL 32303 • 850.219.6274 • Lab ID: E811095

- Gainesville:** 4965 SW 41st Blvd., FL 32608 • 352.377.2349 • Lab ID: E82001
- Miramar:** 10200 USA Today Way, FL 33025 • 954.889.2288 • Lab ID: E82574
- Tampa:** 9610 Princess Palm Ave. FL 33610

Client Name: ECC	Project Name: Redstone RSA-306
Address: 9300 W. Courthouse Rd, Suite 303 Manassas, VA 20110	Project Number:
Phone: 865-288-0357	PO Number: 5211.014
FAX:	FDEP Facility No.:
Contact: Pamela Foti	FDEP Facility Addr.:
Sampled By: <u>A. Glad / B. Canada</u>	Special Instructions:
Turn Around Time: <u>Standard</u> Rush	
AEL Profile #: 64358, Line item #11	ADaPT EQUIS Other <input checked="" type="checkbox"/>

BOTTLE SIZE & TYPE				
	ANALYSIS REQUIRED	8260 VOCs	8270 SIM PAHs	6010 Total Metals
	Preservation			
Field-Filtered?	<u>N</u>	<u>Y</u>		



01/19/2012

LABORATORY I.D. NUMBER

SAMPLE ID	SAMPLE DESCRIPTION	Grab Comp	SAMPLING		MATRIX	NO. COUNT
			DATE	TIME		
RSA306-TB001-TB		G	11/19/12	—	WA	3
RSA306-2805-A1006				1050	GW	6
RSA306-2805-A1006-M&MSD				1050	GW	6
RSA306-2806-A1007				1235		6
RSA306-2807-A1008				1415		6
RSA306-2342-A1002			11/19/12	1040		6
RSA306-2342-A1002-FD				1040		6
RSA306-2343-A1003				1245		6
RSA306-2344-A1004				1410		6
RSA306-AB011-ER				1430		6

	X	X			
	X	X	X		
	X	X	X		
	X	X	X		
	X	X	X		
	X	X	X		
	X	X	X		
	X	X	X		
	X	X	X		

Matrix Code: WW = wastewater SW = surface water GW = ground water DW = drinking water O = oil A = air SO = soil SL = sludge Preservation Code: I = ice H=(HCl) S = (H2SO4) N = (HNO3) T = (Sodium Thiosulfate)

Received on Ice Yes No Temp taken from sample Temp from blank Where required, pH checked Temp. when received (observed) 3.9 °C Temp. when received (corrected) 2.9 °C

DCN: AD-D051web Form last revised 08/07/2019 Device used for measuring Temp by unique identifier (circle IR temp gun used) J: 9A G: LT-1 LT-2 T: 10A A: 3A M: 3A S: 1V F: 1A

Relinquished by:	Date	Time	Received by:	Date	Time
<u>[Signature]</u>	11/19/12	1800	FedEx	11/19/12	1800
FedEx	1-20-20	0915	M. [Signature]	1-20-20	0915

FOR DRINKING WATER USE:

(When PWS Information not otherwise supplied) PWS ID: _____

Contact Person: _____

Supplier of Water: _____

Site-Address: _____



Client: ECC

Project name: Redstone RSA-306

Date/Time Rcvd: 1/20/22 0915

Log-In request number: 52200963

Received by: MT

Completed by: SL

Cooler/Shipping Information:

Courier: AEL Client UPS Blue Streak FedEx AES ASAP Other (describe): _____

Type: Cooler Box Other (describe) _____

Cooler temperature: Identify the cooler and document the temperature blank or ice water measurement

Cooler ID	<u>1</u>	<u>2</u>			
Temp (°C)	<u>2.9</u>	<u>2.9</u>			
Temp taken from	<input type="checkbox"/> Sample Bottle <input checked="" type="checkbox"/> Cooler	<input type="checkbox"/> Sample Bottle <input checked="" type="checkbox"/> Cooler	<input type="checkbox"/> Sample Bottle <input type="checkbox"/> Cooler	<input type="checkbox"/> Sample Bottle <input type="checkbox"/> Cooler	<input type="checkbox"/> Sample Bottle <input type="checkbox"/> Cooler
Temp measured with	<input checked="" type="checkbox"/> IR gun S/N 9333779 <input type="checkbox"/> Thermometer (enter ID):	<input checked="" type="checkbox"/> IR gun S/N 9333779 <input type="checkbox"/> Thermometer (enter ID):	<input type="checkbox"/> IR gun S/N 9333779 <input type="checkbox"/> Thermometer (enter ID):	<input type="checkbox"/> IR gun S/N 9333779 <input type="checkbox"/> Thermometer (enter ID):	<input type="checkbox"/> IR gun S/N 9333779 <input type="checkbox"/> Thermometer (enter ID):

Other Information:

Any discrepancies should be explained in the "Comments" section below.

CHECKLIST	YES	NO	NA
1. Were custody seals on shipping container(s) intact?	✓		
2. Were custody papers properly included with samples?	✓		
3. Were custody papers properly filled out (ink, signed, match labels)?	✓		
4. Did all bottles arrive in good condition (unbroken)?	✓		
5. Were all bottle labels complete (sample #, date, signed, analysis, preservatives)?	✓		
6. Did the sample labels agree with the chain of custody?	✓		
7. Were correct bottles used for the tests indicated?	✓		
8. Were proper sample preservation techniques indicated on the label?	✓		
9. Were samples received within holding times?	✓		
10. Were all VOA vials free of the presence of air bubbles?	✓		
11. Have all Soil VOA Vials and Encores been placed in a freezer within 48 hours of collection?			✓
12. Were samples in direct contact with wet ice? If "No," check one: <input type="checkbox"/> NO ICE <input type="checkbox"/> BLUE ICE	✓		
13. Was the cooler temperature less than 6°C?	✓		
14. Where pH preservation is required, are sample pHs checked and any anomalies recorded by Sample control? Are all <2 or >10? Note: VOA samples are checked by laboratory analysts.	✓		
15. Was sufficient sample volume provided to perform all tests?	✓		
16. If for Bacteriological testing, were containers supplied by AEL? (See QA officer if answer is no)			✓
17. Were all sample containers provided by AEL? (Other than Bacteriological)	✓		
18. Were samples accepted into the laboratory?	✓		
19. When necessary to split samples into other bottles, is it noted in the comments?	✓		
20. Where Encores received and if so, how many?			✓

Comments: (Note all sample(s) and container (s)" with a "No" checklist response in this comment section)

Volatiles Organics Liquids Section

Result Summary Reports



Advanced Environmental Laboratories, Inc.

Volatile Analysis Results

FORM 1

SW-846 8260C

SDG No.: J2200963

Client: Environmental Chemical Corporation (ECC)

Sample ID:	J2200963001		Client ID:	RSA306-TB0001-TB			
Date Collected:	1/18/2022		File ID:	220121A005.qgd			
Date Analyzed:	1/21/2022	10:06	Matrix:	WATER			
Date Prepared:	1/21/2022	08:53	Instrument ID:	J1A			
Dilution:	1		Analytical Run ID:	220121A-8260			
Sample Wt/Vol:	5.00	mL	% Moisture:	100			
Final Vol:	5000	uL	Lims Prep Batch:	3202			
Prep Method:	SW-846 5030B		Lims Analytical Batch:	3203			

Parameter	CAS Number	Results	Q	DL	LOD	LOQ	Units
Benzene	71-43-2	0.50	U	0.25	0.50	1.0	ug/L

** This analyte is reported as not certified. The LOQ listed on the report is the low point of the calibration curve. The MDL and LOD values are set to the LOQ at this time.

Analyst: AS Instrument: J1A Trace Number:
 Method: 8260C Batch:3203
 Sample ID: J2200963001 Data File: C:\GCMSsolution\Data\220121A005.qgd
 Date: 1/21/2022 Method File: C:\GCMSsolution\Data\8260-W-220110A.qgm
 Time: 10:06:04 Sample Name: J2200963001
 Dilution: 1

Internal Standard

ID#	Name	Mass	Time	Area	Conc.
1	1,4-Difluorobenzene (IS)	114.00	4.63	344270	50.00
51	Chlorobenzene-d5 (IS)	117.00	7.03	352898	50.00
71	1,4-Dichlorobenzene-d4 (IS)	150.00	9.26	223662	50.00

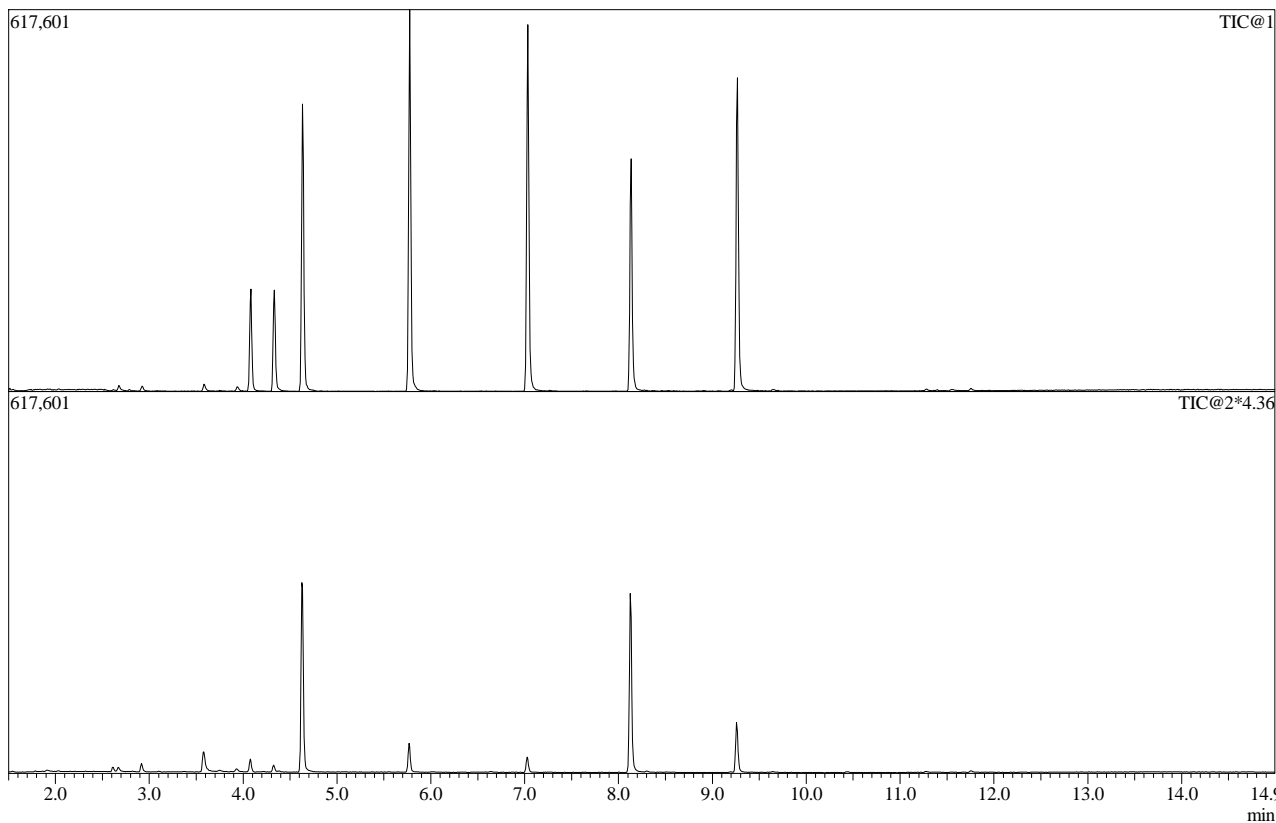
Surrogate

ID#	Name	Mass	Time	Area	Conc.
37	1,2-Dichloroethane-d4	65.00	4.33	81184	46.22
53	Toluene-d8	98.00	5.77	381591	47.30
74	Bromofluorobenzene	95.00	8.13	162507	53.42

Target

ID#	Name	Mass	Time	Area	Conc.
2	Dichlorodifluoromethane	85.00	-	---	N.D.(Peak)
3	Chloromethane	50.00	-	---	N.D.(Peak)
4	Vinyl Chloride	62.00	-	---	N.D.(Peak)
5	Bromomethane	94.00	-	---	N.D.(Peak)
6	Chloroethane	64.00	-	---	N.D.(Peak)
7	Trichlorofluoromethane	101.00	-	---	N.D.(Peak)
8	Diethyl Ether	59.00	-	---	N.D.(Peak)
9	Acrolein	56.00	-	---	N.D.(Peak)
10	1,1,2-Trichlorotrifluoroethane	101.00	-	---	N.D.(Peak)
11	1,1-Dichloroethene	61.00	-	---	N.D.(Peak)
12	Acetone	43.00	-	---	N.D.
13	Idomethane	142.00	-	---	N.D.(Peak)
14	Carbon Disulfide	76.00	-	---	N.D.
15	Acetonitrile	41.00	-	---	N.D.(Ref)
16	Methyl Acetate	43.00	-	---	N.D.(Ref)
17	Allyl Chloride(3-Chloroprene)	41.00	-	---	N.D.(Ref)
18	Methylene Chloride	49.00	-	---	N.D.
19	Acrylonitrile	53.00	-	---	N.D.(Peak)
20	MTBE	73.00	-	---	N.D.(Peak)
21	trans-1,2-Dichloroethene	61.00	-	---	N.D.(Peak)
22	Vinyl Acetate	43.00	-	---	N.D.(Peak)
23	1,1-Dichloroethane	63.00	-	---	N.D.(Peak)
24	2-Butanone(MEK)	43.00	-	---	N.D.(Peak)
25	Ethyl Acetate	45.00	-	---	N.D.(Ref)
26	cis-1,2-Dichloroethene	61.00	-	---	N.D.(Peak)
27	2,2-Dichloropropane	77.00	-	---	N.D.(Peak)
28	Propionitrile(Ethyl cyanide)	54.00	-	---	N.D.(Peak)
29	Methacrylonitrile	41.00	-	---	N.D.(Ref)
30	Bromochloromethane	49.00	-	---	N.D.(Peak)
31	Tetrahydrofuran	42.00	-	---	N.D.
32	Chloroform	83.00	-	---	N.D.(Peak)
33	1,1,1-Trichloroethane	97.00	-	---	N.D.(Peak)
34	Cyclohexane	56.00	-	---	N.D.(Peak)
35	1,1-Dichloropropene	75.00	-	---	N.D.(Peak)
36	Carbon tetrachloride	117.00	-	---	N.D.(Peak)
38	Benzene	78.00	-	---	N.D.(Peak)
39	1,2-Dichloroethane	62.00	-	---	N.D.(Peak)
40	Trichloroethene	95.00	-	---	N.D.(Peak)
41	1,2-Dichloropropane	63.00	-	---	N.D.(Peak)
42	Methyl Cyclohexane	83.00	-	---	N.D.(Peak)
43	Dibromomethane	93.00	-	---	N.D.(Peak)
44	Bromodichloromethane	83.00	-	---	N.D.(Peak)
45	2-Nitropropane	43.00	-	---	N.D.(Peak)
46	2-Chloroethylvinyl ether	63.00	-	---	N.D.(Peak)
47	cis-1,3-Dichloropropene	75.00	-	---	N.D.(Peak)
48	4-Methyl-2-Pentanone(MIBK)	43.00	-	---	N.D.(Ref)
49	trans-1,3-Dichloropropene	75.00	-	---	N.D.(Peak)
50	1,1,2-Trichloroethane	97.00	-	---	N.D.(Peak)
52	1,4-Dioxane	88.00	-	---	N.D.(Peak)
54	Toluene	91.00	-	---	N.D.
55	Ethyl Methacrylate	69.00	-	---	N.D.(Peak)

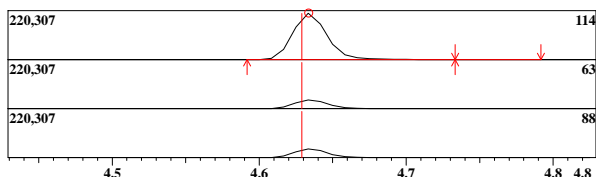
ID#	Name	Mass	Time	Area	Conc.
56	Tetrachloroethene	166.00	-	---	N.D.(Peak)
57	1,3-Dichloropropane	76.00	-	---	N.D.(Peak)
58	2-Hexanone(MBK)	43.00	-	---	N.D.(Peak)
59	Dibromochloromethane	127.00	-	---	N.D.(Peak)
60	1,2-Dibromoethane	107.00	-	---	N.D.(Peak)
61	Chlorobenzene	112.00	-	---	N.D.(Peak)
62	1,1,1,2-Tetrachloroethane	131.00	-	---	N.D.(Peak)
63	Ethylbenzene	91.00	-	---	N.D.(Peak)
64	Xylene-mp	91.00	-	---	N.D.
65	Xylene-o	91.00	-	---	N.D.(Peak)
66	Styrene	104.00	-	---	N.D.(Peak)
67	Bromoform	173.00	-	---	N.D.(Peak)
68	Cyclohexanone	55.00	-	---	N.D.(Peak)
69	1,1,2,2-Tetrachloroethane	83.00	-	---	N.D.(Peak)
70	1,2,3-Trichloropropane	75.00	-	---	N.D.
72	Isopropylbenzene	105.00	-	---	N.D.(Peak)
73	Trans-1,4-Dichloro-2-butene	53.00	-	---	N.D.(Peak)
75	Bromobenzene	77.00	-	---	N.D.(Ref)
76	n-Propylbenzene	91.00	-	---	N.D.
77	2-Chlorotoluene	91.00	-	---	N.D.(Ref)
78	1,3,5-Trimethylbenzene	105.00	-	---	N.D.(Peak)
79	4-Chlorotoluene	91.00	-	---	N.D.
80	tert-Butylbenzene	119.00	-	---	N.D.(Peak)
81	1,2,4-Trimethylbenzene	105.00	-	---	N.D.
82	sec-Butylbenzene	105.00	-	---	N.D.
83	1,3-Dichlorobenzene	146.00	-	---	N.D.(Ref)
84	p-iso-Propyltoluene	119.00	-	---	N.D.
85	1,4-Dichlorobenzene	146.00	-	---	N.D.(Ref)
86	n-Butylbenzene	91.00	9.65	1827	0.62
87	1,2-Dichlorobenzene	146.00	-	---	N.D.(Peak)
88	1,2-Dibromo-3-chloropropane	75.00	-	---	N.D.(Peak)
89	1,2,4-Trichlorobenzene	180.00	11.27	1722	1.52
90	Hexachlorobutadiene	225.00	-	---	N.D.(Peak)
91	Naphthalene	128.00	-	---	N.D.(Ref)
92	1,2,3-Trichlorobenzene	180.00	11.76	1904	2.95



ID#:1 Name:1,4-Difluorobenzene (IS) Type:ISTD No Manual Integration

Mass:114.00 R.T:4.634 Area:344270 Conc:50.00000ppm

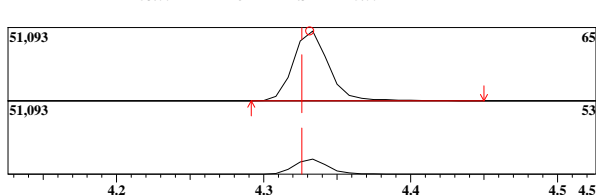
#	m/z	Area	Ratio	Reference
1	63.00	18142	19.14	23.00
2	88.00	18091	19.09	20.00



ID#:37 Name:1,2-Dichloroethane-d4 Type:Surrogate/SMC No Manual Integration

Mass:65.00 R.T:4.332 Area:81184 Conc:46.21901ppb

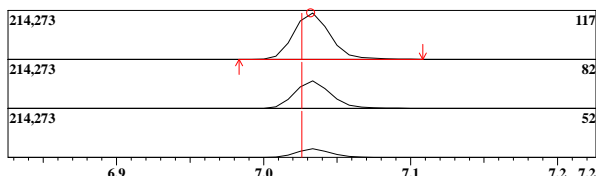
#	m/z	Area	Ratio	Reference
1	53.00	4784	21.32	15.00



ID#:51 Name:Chlorobenzene-d5 (IS) Type:ISTD No Manual Integration

Mass:117.00 R.T:7.032 Area:352898 Conc:50.00000ppb

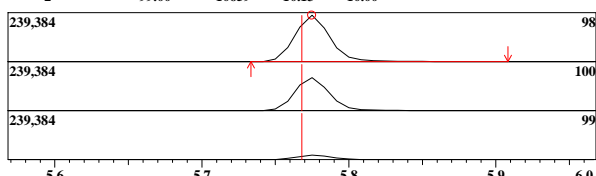
#	m/z	Area	Ratio	Reference
1	82.00	58194	59.20	60.00
2	52.00	17812	18.12	30.00



ID#:53 Name:Toluene-d8 Type:Surrogate/SMC No Manual Integration

Mass:98.00 R.T:5.775 Area:381591 Conc:47.29554ppb

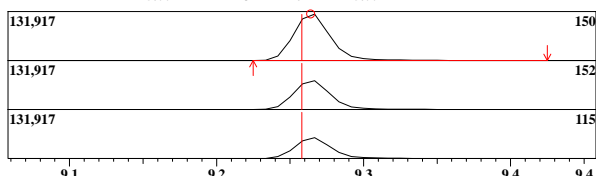
#	m/z	Area	Ratio	Reference
1	100.00	74363	70.70	70.00
2	99.00	10659	10.13	10.00



ID#:71 Name:1,4-Dichlorobenzene-d4 (IS) Type:ISTD No Manual Integration

Mass:150.00 R.T:9.264 Area:223662 Conc:50.00000ppb

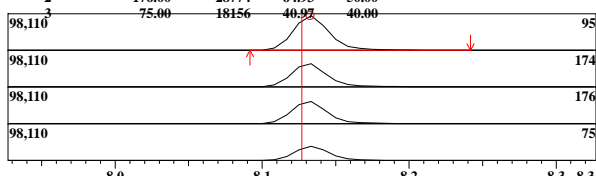
#	m/z	Area	Ratio	Reference
1	152.00	38354	62.62	40.00
2	115.00	27423	44.77	25.00



ID#:74 Name:Bromofluorobenzene Type:Surrogate/SMC No Manual Integration


Mass:95.00 R.T:8.133 Area:162507 Conc:53.42333ppb

#	m/z	Area	Ratio	Reference
1	174.00	29779	67.20	50.00
2	176.00	28774	64.93	50.00
3	75.00	18156	40.97	40.00




ID#:1 R.Time:4.633(Scan#:753)

MassPeaks:63
RawMode:Averaged 4.608-4.658(747-759)
BG Mode:None Group 1 - Event 1 Scan



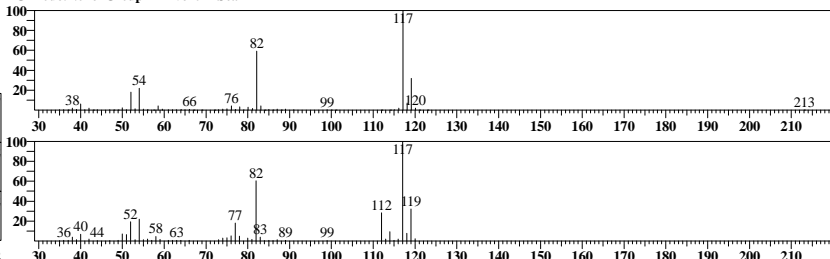
ID#:37 R.Time:4.333(Scan#:681)

MassPeaks:41
RawMode:Averaged 4.308-4.358(675-687)
BG Mode:None Group 1 - Event 1 Scan



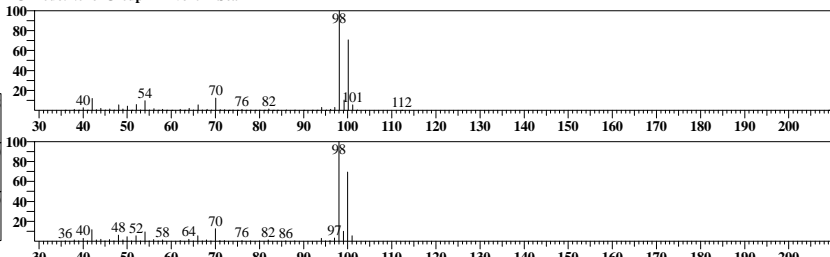
ID#:51 R.Time:7.033(Scan#:1329)

MassPeaks:65
RawMode:Averaged 7.008-7.058(1323-1335)
BG Mode:None Group 1 - Event 1 Scan



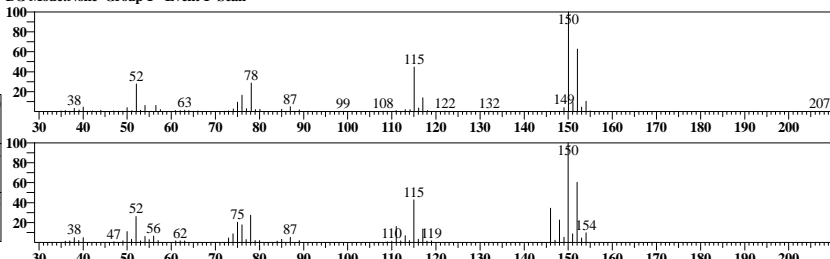
ID#:53 R.Time:5.775(Scan#:1027)

MassPeaks:63
RawMode:Averaged 5.750-5.800(1021-1033)
BG Mode:None Group 1 - Event 1 Scan



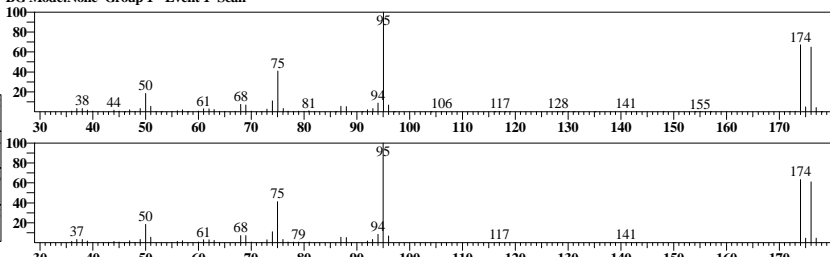
ID#:71 R.Time:9.267(Scan#:1865)

MassPeaks:80
RawMode:Averaged 9.242-9.292(1859-1871)
BG Mode:None Group 1 - Event 1 Scan



ID#:74 R.Time:8.133(Scan#:1593)

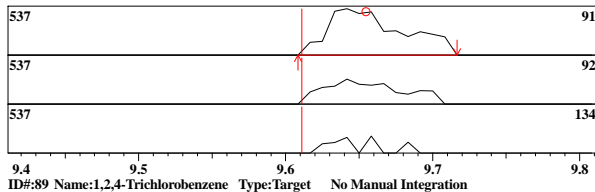
MassPeaks:74
RawMode:Averaged 8.108-8.158(1587-1599)
BG Mode:None Group 1 - Event 1 Scan



ID#:86 Name:n-Butylbenzene Type:Target No Manual Integration


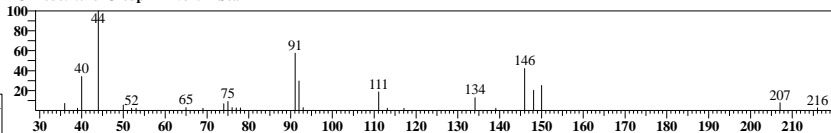
Mass:91.00 R.T:9.655 Area:1827 Conc:0.62482ppb

#	m/z	Area	Ratio	Reference
1	92.00	195	51.18	60.00
2	134.00	85	22.31	25.00



ID#:86 R.Time:9.658(Scan#:1959)

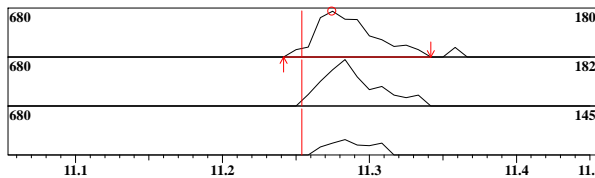
MassPeaks:27
RawMode:Averaged 9.633-9.683(1953-1965)
BG Mode:None Group 1 - Event 1 Scan



ID#:89 Name:1,2,4-Trichlorobenzene Type:Target No Manual Integration

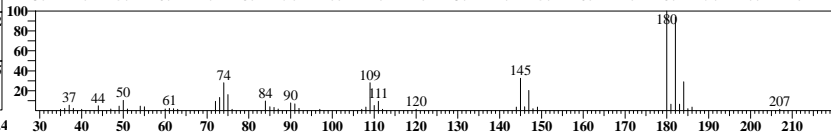
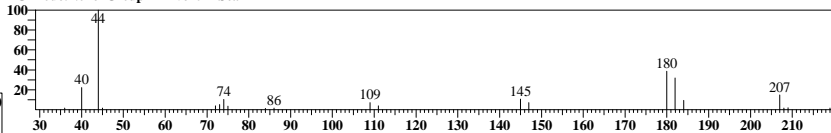
Mass:180.00 R.T:11.275 Area:1722 Conc:1.52130ppb

#	m/z	Area	Ratio	Reference
1	182.00	327	82.58	90.00
2	145.00	109	27.52	40.00



ID#:89 R.Time:11.283(Scan#:2349)

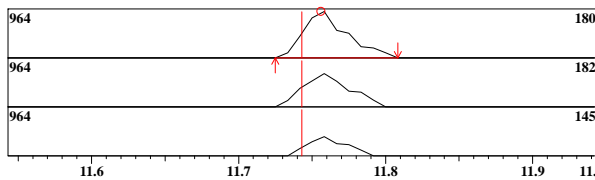
MassPeaks:21
RawMode:Averaged 11.250-11.300(2341-2353)
BG Mode:None Group 1 - Event 1 Scan



ID#:92 Name:1,2,3-Trichlorobenzene Type:Target No Manual Integration

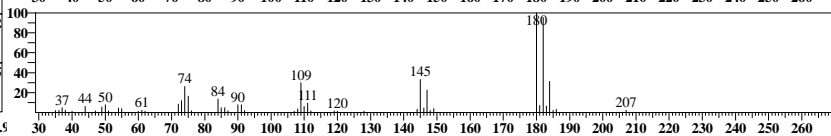
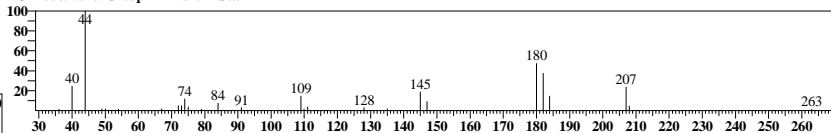
Mass:180.00 R.T:11.756 Area:1904 Conc:2.94979ppb

#	m/z	Area	Ratio	Reference
1	182.00	396	79.04	90.00
2	145.00	199	39.72	40.00



ID#:92 R.Time:11.758(Scan#:2463)

MassPeaks:27
RawMode:Averaged 11.733-11.783(2457-2469)
BG Mode:None Group 1 - Event 1 Scan

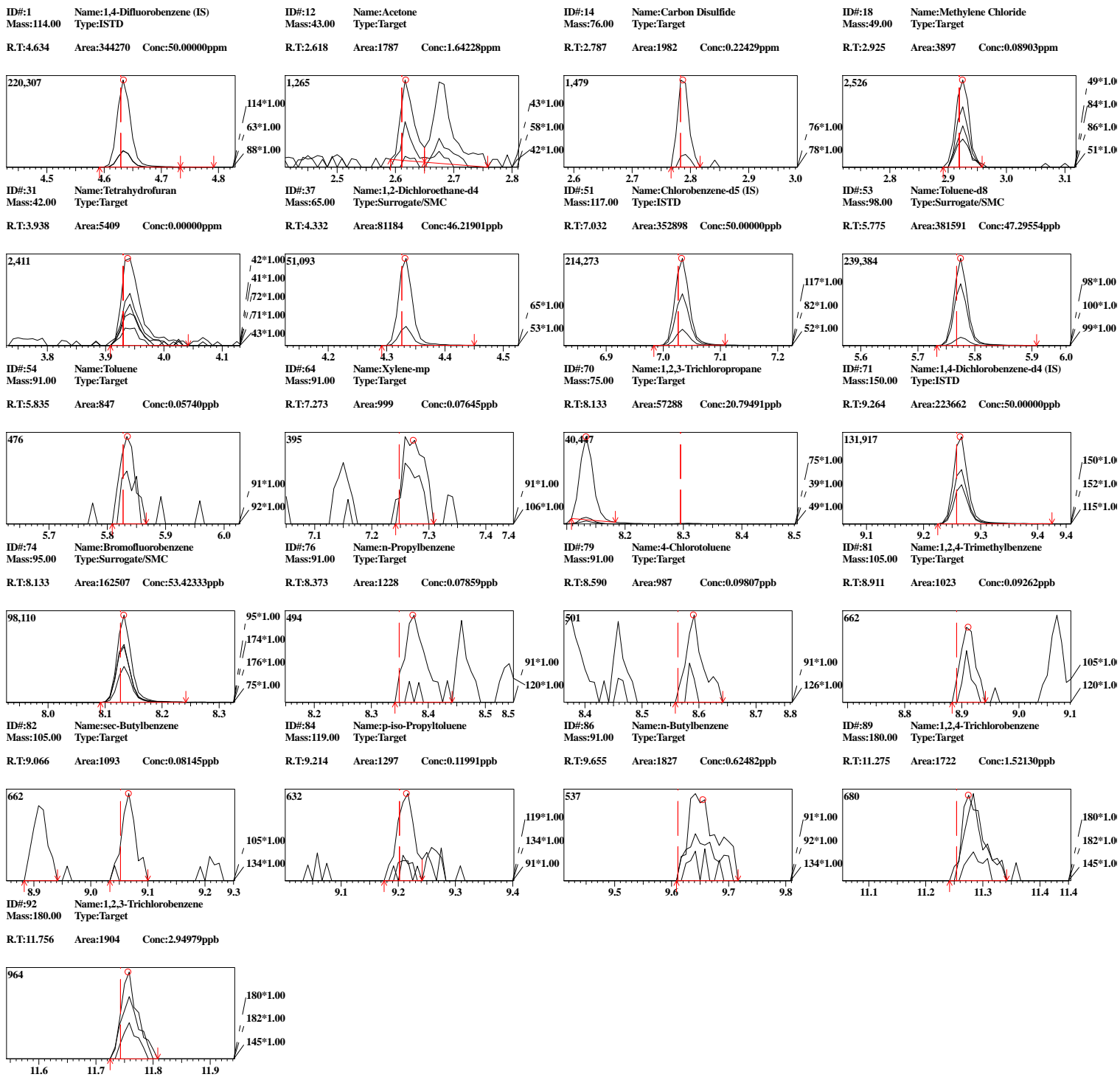


Before Manual Integrations

Analyst: ABO
 Method: 8260C
 Sample ID: J2200963001
 Date: 1/21/2022
 Time: 10:06:04
 Dilution: 1

Instr: J1A Trace Number:
 Batch:

Data File: C:\GCMSsolution\Data\220121A005.qgd
 Method File: C:\GCMSsolution\Data\8260-W-220110A.qgm
 Sample Name: J2200963001





Advanced Environmental Laboratories, Inc.

Volatile Analysis Results

FORM 1

SW-846 8260C

SDG No.: J2200963

Client: Environmental Chemical Corporation (ECC)

Sample ID:	J2200963002		Client ID:	RSA306-2805-A1006			
Date Collected:	1/18/2022		File ID:	220121A006.qgd			
Date Analyzed:	1/21/2022	10:30	Matrix:	WATER			
Date Prepared:	1/21/2022	08:53	Instrument ID:	J1A			
Dilution:	1		Analytical Run ID:	220121A-8260			
Sample Wt/Vol:	5.00	mL	% Moisture:	100			
Final Vol:	5000	uL	Lims Prep Batch:	3202			
Prep Method:	SW-846 5030B		Lims Analytical Batch:	3203			

Parameter	CAS Number	Results	Q	DL	LOD	LOQ	Units
Benzene	71-43-2	0.50	U	0.25	0.50	1.0	ug/L

** This analyte is reported as not certified. The LOQ listed on the report is the low point of the calibration curve. The MDL and LOD values are set to the LOQ at this time.

Analyst: AS Instrument: J1A Trace Number:
 Method: 8260C Batch:3203
 Sample ID: J2200963002 Data File: C:\GCMSsolution\Data\220121A006.qgd
 Date: 1/21/2022 Method File: C:\GCMSsolution\Data\8260-W-220110A.qgm
 Time: 10:30:47 Sample Name: J2200963002
 Dilution: 1

Internal Standard

ID#	Name	Mass	Time	Area	Conc.
1	1,4-Difluorobenzene (IS)	114.00	4.63	316983	50.00
51	Chlorobenzene-d5 (IS)	117.00	7.03	331519	50.00
71	1,4-Dichlorobenzene-d4 (IS)	150.00	9.26	203073	50.00

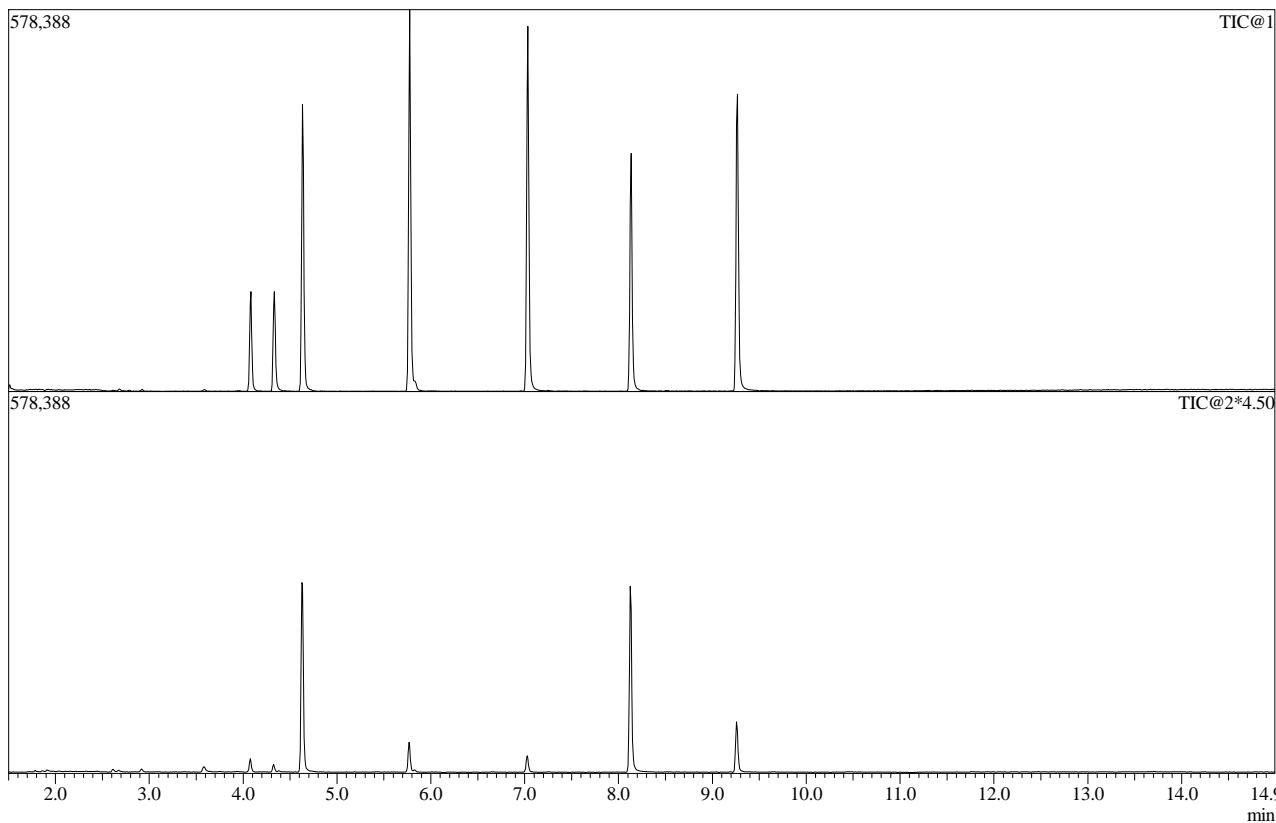
Surrogate

ID#	Name	Mass	Time	Area	Conc.
37	1,2-Dichloroethane-d4	65.00	4.33	75053	46.41
53	Toluene-d8	98.00	5.77	358059	47.24
74	Bromofluorobenzene	95.00	8.13	152863	55.35

Target

ID#	Name	Mass	Time	Area	Conc.
2	Dichlorodifluoromethane	85.00	-	---	N.D.(Peak)
3	Chloromethane	50.00	-	---	N.D.(Peak)
4	Vinyl Chloride	62.00	-	---	N.D.(Peak)
5	Bromomethane	94.00	-	---	N.D.(Peak)
6	Chloroethane	64.00	-	---	N.D.(Peak)
7	Trichlorofluoromethane	101.00	-	---	N.D.(Peak)
8	Diethyl Ether	59.00	-	---	N.D.(Peak)
9	Acrolein	56.00	-	---	N.D.(Peak)
10	1,1,2-Trichlorotrifluoroethane	101.00	-	---	N.D.(Peak)
11	1,1-Dichloroethene	61.00	-	---	N.D.(Peak)
12	Acetone	43.00	-	---	N.D.
13	Idomethane	142.00	-	---	N.D.(Peak)
14	Carbon Disulfide	76.00	-	---	N.D.
15	Acetonitrile	41.00	-	---	N.D.(Peak)
16	Methyl Acetate	43.00	-	---	N.D.(Peak)
17	Allyl Chloride(3-Chloroprene)	41.00	-	---	N.D.(Peak)
18	Methylene Chloride	49.00	-	---	N.D.
19	Acrylonitrile	53.00	-	---	N.D.(Peak)
20	MTBE	73.00	-	---	N.D.(Peak)
21	trans-1,2-Dichloroethene	61.00	-	---	N.D.(Peak)
22	Vinyl Acetate	43.00	-	---	N.D.(Peak)
23	1,1-Dichloroethane	63.00	-	---	N.D.(Peak)
24	2-Butanone(MEK)	43.00	-	---	N.D.(Peak)
25	Ethyl Acetate	45.00	-	---	N.D.(Peak)
26	cis-1,2-Dichloroethene	61.00	-	---	N.D.(Peak)
27	2,2-Dichloropropane	77.00	-	---	N.D.(Peak)
28	Propionitrile(Ethyl cyanide)	54.00	-	---	N.D.(Peak)
29	Methacrylonitrile	41.00	-	---	N.D.(Peak)
30	Bromochloromethane	49.00	-	---	N.D.(Peak)
31	Tetrahydrofuran	42.00	-	---	N.D.
32	Chloroform	83.00	-	---	N.D.(Peak)
33	1,1,1-Trichloroethane	97.00	-	---	N.D.(Peak)
34	Cyclohexane	56.00	-	---	N.D.(Peak)
35	1,1-Dichloropropene	75.00	-	---	N.D.(Peak)
36	Carbon tetrachloride	117.00	-	---	N.D.(Peak)
38	Benzene	78.00	-	---	N.D.(Peak)
39	1,2-Dichloroethane	62.00	-	---	N.D.(Peak)
40	Trichloroethene	95.00	-	---	N.D.(Peak)
41	1,2-Dichloropropane	63.00	-	---	N.D.(Peak)
42	Methyl Cyclohexane	83.00	-	---	N.D.(Peak)
43	Dibromomethane	93.00	-	---	N.D.(Peak)
44	Bromodichloromethane	83.00	-	---	N.D.(Peak)
45	2-Nitropropane	43.00	-	---	N.D.(Peak)
46	2-Chloroethylvinyl ether	63.00	-	---	N.D.(Peak)
47	cis-1,3-Dichloropropene	75.00	-	---	N.D.(Peak)
48	4-Methyl-2-Pentanone(MIBK)	43.00	-	---	N.D.(Ref)
49	trans-1,3-Dichloropropene	75.00	-	---	N.D.(Peak)
50	1,1,2-Trichloroethane	97.00	-	---	N.D.(Peak)
52	1,4-Dioxane	88.00	-	---	N.D.(Peak)
54	Toluene	91.00	5.83	5796	0.42
55	Ethyl Methacrylate	69.00	-	---	N.D.(Peak)

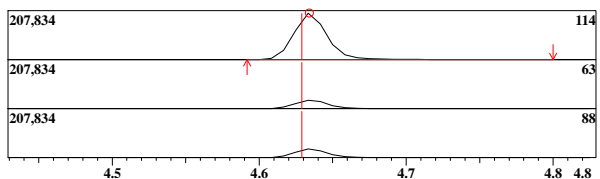
ID#	Name	Mass	Time	Area	Conc.
56	Tetrachloroethene	166.00	-	---	N.D.(Peak)
57	1,3-Dichloropropane	76.00	-	---	N.D.(Peak)
58	2-Hexanone(MBK)	43.00	-	---	N.D.(Peak)
59	Dibromochloromethane	127.00	-	---	N.D.(Peak)
60	1,2-Dibromoethane	107.00	-	---	N.D.(Peak)
61	Chlorobenzene	112.00	-	---	N.D.(Peak)
62	1,1,1,2-Tetrachloroethane	131.00	-	---	N.D.(Peak)
63	Ethylbenzene	91.00	-	---	N.D.(Peak)
64	Xylene-mp	91.00	-	---	N.D.(Peak)
65	Xylene-o	91.00	-	---	N.D.(Peak)
66	Styrene	104.00	-	---	N.D.(Peak)
67	Bromoform	173.00	-	---	N.D.(Peak)
68	Cyclohexanone	55.00	-	---	N.D.(Peak)
69	1,1,2,2-Tetrachloroethane	83.00	-	---	N.D.(Peak)
70	1,2,3-Trichloropropane	75.00	-	---	N.D.
72	Isopropylbenzene	105.00	-	---	N.D.(Peak)
73	Trans-1,4-Dichloro-2-butene	53.00	-	---	N.D.(Peak)
75	Bromobenzene	77.00	-	---	N.D.(Ref)
76	n-Propylbenzene	91.00	-	---	N.D.(Peak)
77	2-Chlorotoluene	91.00	-	---	N.D.(Peak)
78	1,3,5-Trimethylbenzene	105.00	-	---	N.D.(Peak)
79	4-Chlorotoluene	91.00	-	---	N.D.(Peak)
80	tert-Butylbenzene	119.00	-	---	N.D.(Peak)
81	1,2,4-Trimethylbenzene	105.00	-	---	N.D.(Peak)
82	sec-Butylbenzene	105.00	-	---	N.D.(Peak)
83	1,3-Dichlorobenzene	146.00	-	---	N.D.(Peak)
84	p-iso-Propyltoluene	119.00	-	---	N.D.(Peak)
85	1,4-Dichlorobenzene	146.00	-	---	N.D.(Peak)
86	n-Butylbenzene	91.00	-	---	N.D.(Peak)
87	1,2-Dichlorobenzene	146.00	-	---	N.D.(Peak)
88	1,2-Dibromo-3-chloropropane	75.00	-	---	N.D.(Peak)
89	1,2,4-Trichlorobenzene	180.00	-	---	N.D.(Peak)
90	Hexachlorobutadiene	225.00	-	---	N.D.(Peak)
91	Naphthalene	128.00	-	---	N.D.(Peak)
92	1,2,3-Trichlorobenzene	180.00	-	---	N.D.(Peak)



ID#:1 Name:1,4-Difluorobenzene (IS) Type:ISTD No Manual Integration

Mass:114.00 R.T:4.634 Area:316983 Conc:50.00000ppm

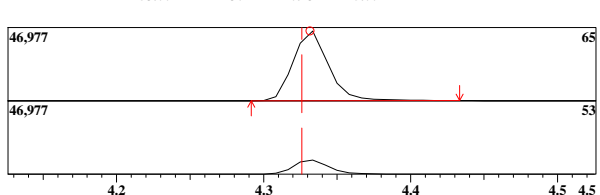
#	m/z	Area	Ratio	Reference
1	63.00	16484	19.03	23.00
2	88.00	16561	19.11	20.00



ID#:37 Name:1,2-Dichloroethane-d4 Type:Surrogate/SMC No Manual Integration

Mass:65.00 R.T:4.332 Area:75053 Conc:46.40678ppb

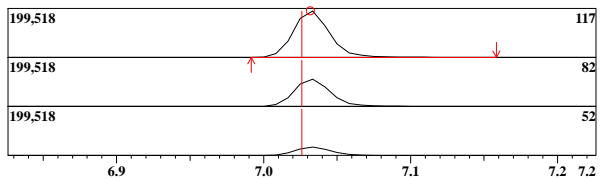
#	m/z	Area	Ratio	Reference
1	53.00	4302	20.73	15.00



ID#:51 Name:Chlorobenzene-d5 (IS) Type:ISTD No Manual Integration

Mass:117.00 R.T:7.032 Area:331519 Conc:50.00000ppb

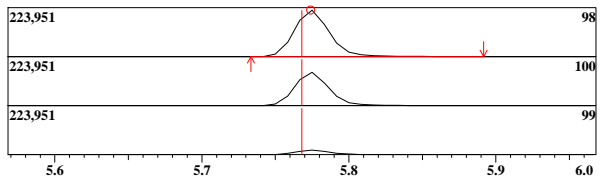
#	m/z	Area	Ratio	Reference
1	82.00	53739	58.98	60.00
2	52.00	16693	18.32	30.00



ID#:53 Name:Toluene-d8 Type:Surrogate/SMC No Manual Integration

Mass:98.00 R.T:5.774 Area:358059 Conc:47.24082ppb

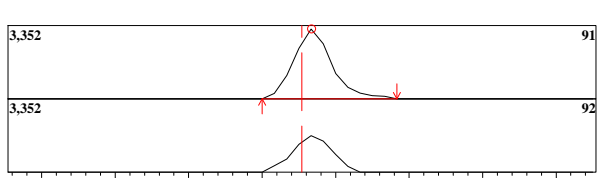
#	m/z	Area	Ratio	Reference
1	100.00	69485	70.28	70.00
2	99.00	9739	9.85	10.00



ID#:54 Name:Toluene Type:Target No Manual Integration

Mass:91.00 R.T:5.834 Area:5796 Conc:0.41809ppb

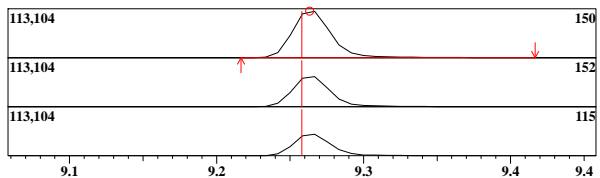
#	m/z	Area	Ratio	Reference
1	92.00	912	57.83	60.00



ID#:71 Name:1,4-Dichlorobenzene-d4 (IS) Type:ISTD No Manual Integration

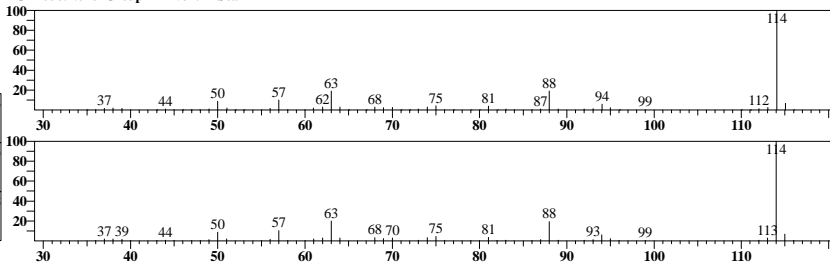
Mass:150.00 R.T:9.263 Area:203073 Conc:50.00000ppb

#	m/z	Area	Ratio	Reference
1	152.00	35157	63.84	40.00
2	115.00	24915	45.24	25.00




ID#:1 R.Time:4.633(Scan#:753)

MassPeaks:61
RawMode:Averaged 4.608-4.658(747-759)
BG Mode:None Group 1 - Event 1 Scan



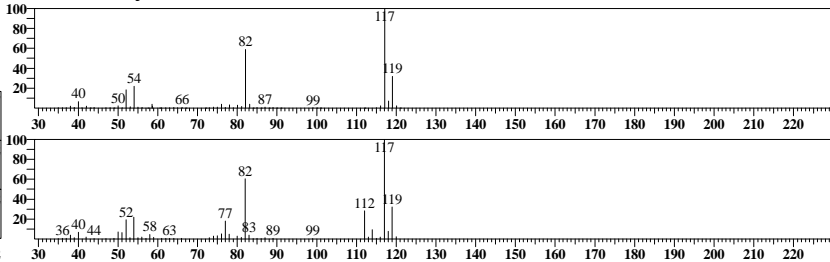
ID#:37 R.Time:4.333(Scan#:681)

MassPeaks:41
RawMode:Averaged 4.308-4.358(675-687)
BG Mode:None Group 1 - Event 1 Scan



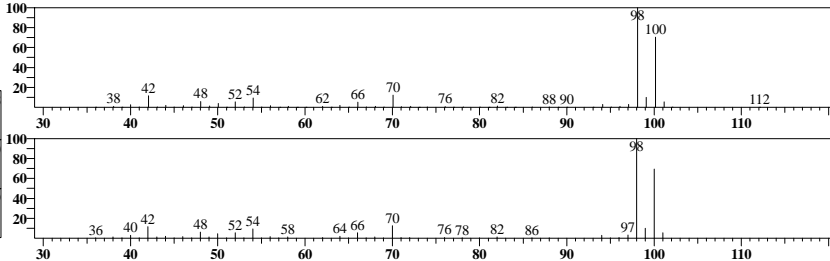
ID#:51 R.Time:7.033(Scan#:1329)

MassPeaks:63
RawMode:Averaged 7.008-7.058(1323-1335)
BG Mode:None Group 1 - Event 1 Scan



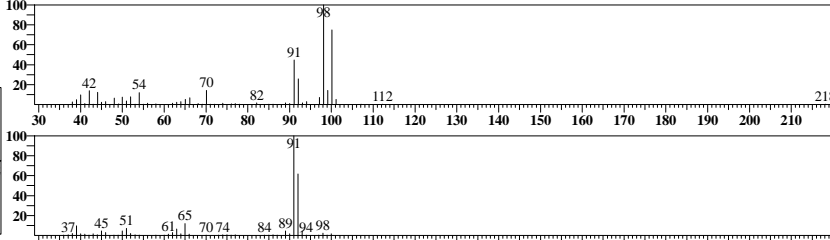
ID#:53 R.Time:5.775(Scan#:1027)

MassPeaks:60
RawMode:Averaged 5.750-5.800(1021-1033)
BG Mode:None Group 1 - Event 1 Scan



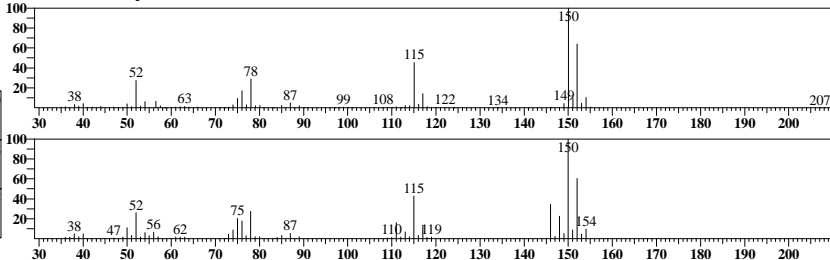
ID#:54 R.Time:5.817(Scan#:1037)

MassPeaks:50
RawMode:Averaged 5.808-5.858(1035-1047)
BG Mode:None Group 1 - Event 1 Scan



ID#:71 R.Time:9.267(Scan#:1865)

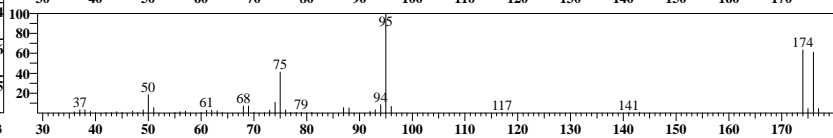
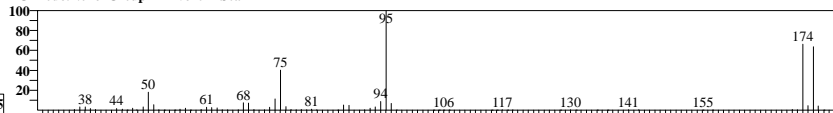
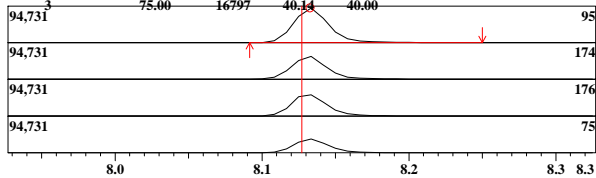
MassPeaks:78
RawMode:Averaged 9.242-9.292(1859-1871)
BG Mode:None Group 1 - Event 1 Scan



Mass:95.00 R.T:8.133 Area:152863 Conc:55.34792ppb

Event:1:Scan SI:99

#	m/z	Area	Ratio	Reference
1	174.00	27765	66.35	50.00
2	176.00	26655	63.70	50.00
3	75.00	16797	40.14	40.00

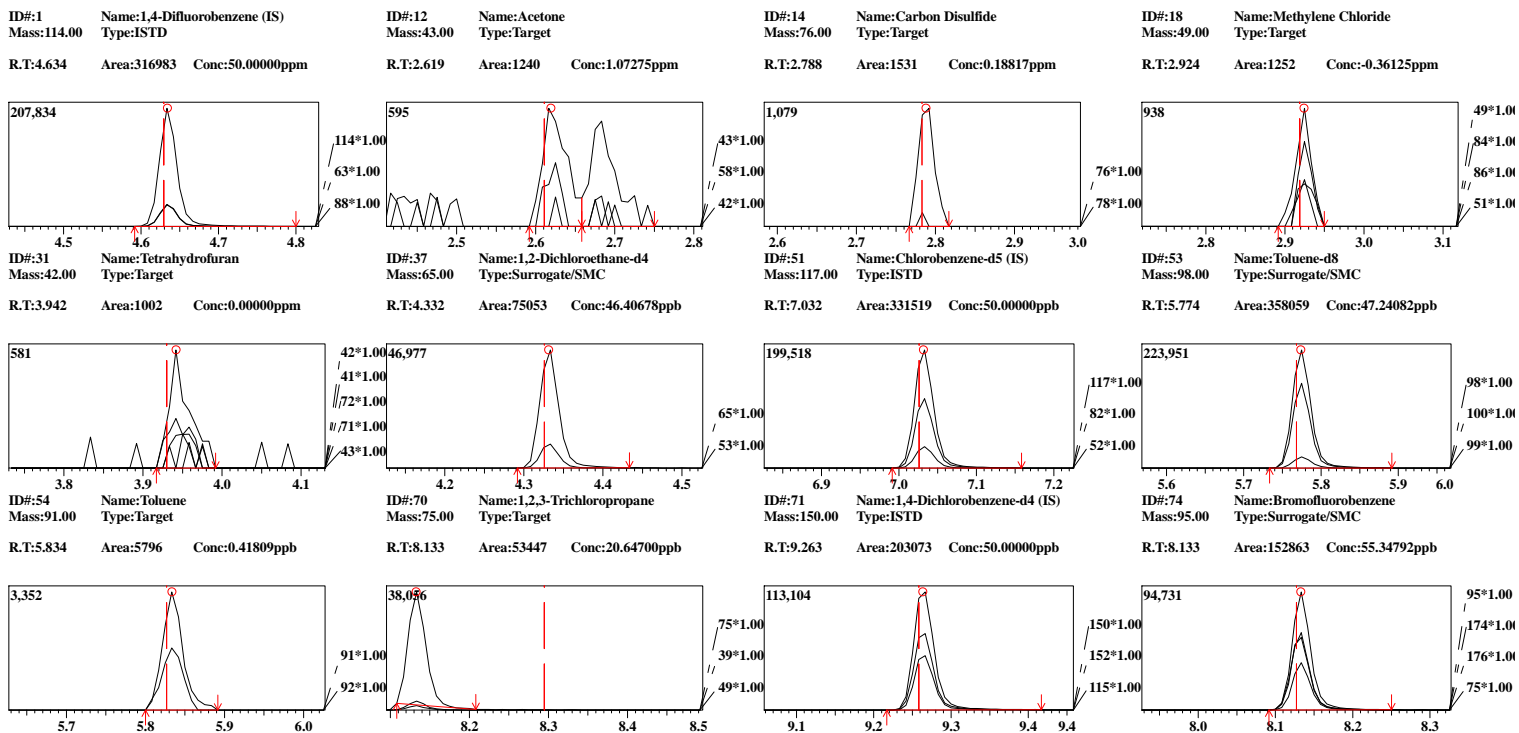


Before Manual Integrations

Analyst: ABO
Method: 8260C
Sample ID: J2200963002
Date: 1/21/2022
Time: 10:30:47
Dilution: 1

Instr: J1A Trace Number:
Batch:

Data File: C:\GCMSsolution\Data\220121A006.qgd
Method File: C:\GCMSsolution\Data\8260-W-220110A.qgm
Sample Name: J2200963002





Advanced Environmental Laboratories, Inc.

Volatile Analysis Results

FORM 1

SW-846 8260C

SDG No.: J2200963

Client: Environmental Chemical Corporation (ECC)

Sample ID:	J2200963003		Client ID:	RSA306-2806-A1007			
Date Collected:	1/18/2022		File ID:	220121A007.qgd			
Date Analyzed:	1/21/2022	10:55	Matrix:	WATER			
Date Prepared:	1/21/2022	08:53	Instrument ID:	J1A			
Dilution:	1		Analytical Run ID:	220121A-8260			
Sample Wt/Vol:	5.00	mL	% Moisture:	100			
Final Vol:	5000	uL	Lims Prep Batch:	3202			
Prep Method:	SW-846 5030B		Lims Analytical Batch:	3203			

Parameter	CAS Number	Results	Q	DL	LOD	LOQ	Units
Benzene	71-43-2	0.50	U	0.25	0.50	1.0	ug/L

** This analyte is reported as not certified. The LOQ listed on the report is the low point of the calibration curve. The MDL and LOD values are set to the LOQ at this time.

Analyst: AS Instrument: J1A Trace Number:
 Method: 8260C Batch:3203
 Sample ID: J2200963003 Data File: C:\GCMSsolution\Data\220121A007.qgd
 Date: 1/21/2022 Method File: C:\GCMSsolution\Data\8260-W-220110A.qgm
 Time: 10:55:06 Sample Name: J2200963003
 Dilution: 1

Internal Standard

ID#	Name	Mass	Time	Area	Conc.
1	1,4-Difluorobenzene (IS)	114.00	4.63	317128	50.00
51	Chlorobenzene-d5 (IS)	117.00	7.03	337294	50.00
71	1,4-Dichlorobenzene-d4 (IS)	150.00	9.26	212436	50.00

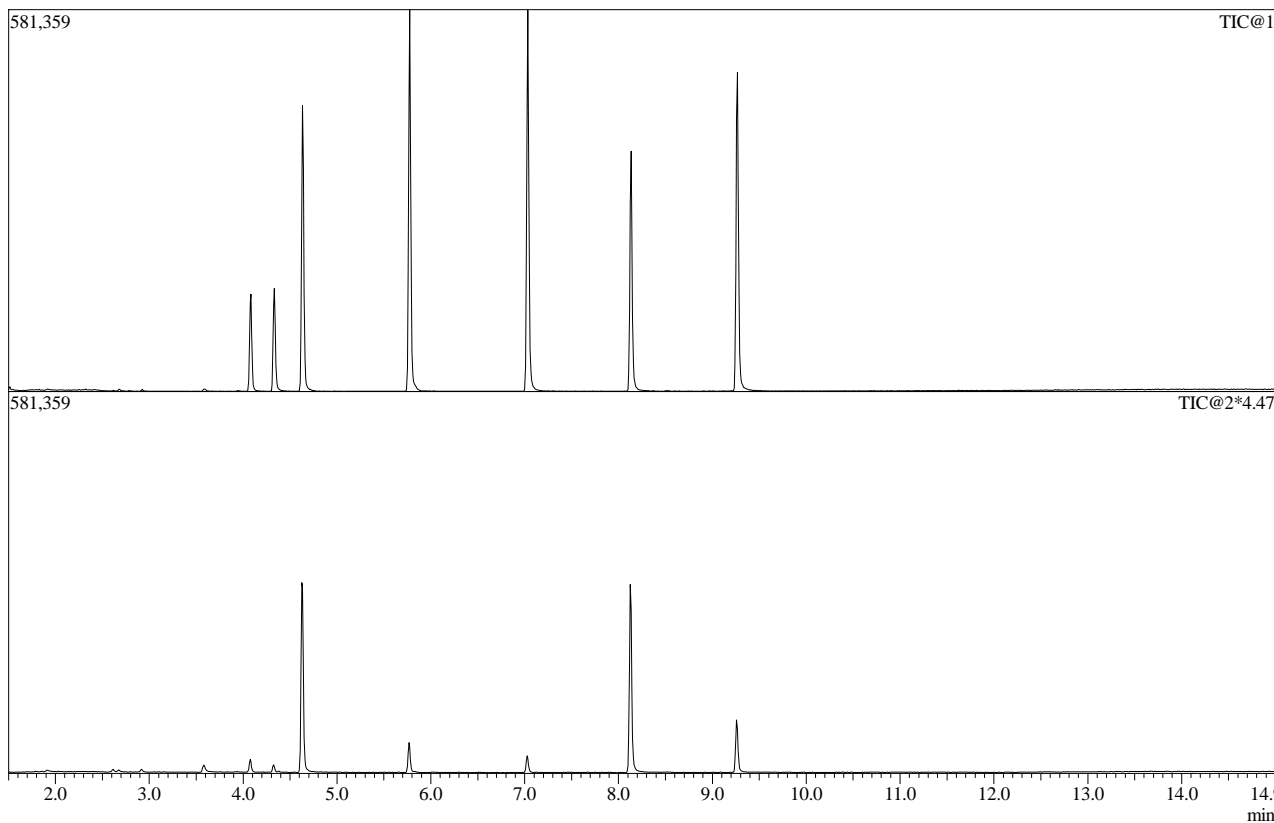
Surrogate

ID#	Name	Mass	Time	Area	Conc.
37	1,2-Dichloroethane-d4	65.00	4.33	76247	47.12
53	Toluene-d8	98.00	5.77	360603	46.76
74	Bromofluorobenzene	95.00	8.13	155102	53.68

Target

ID#	Name	Mass	Time	Area	Conc.
2	Dichlorodifluoromethane	85.00	-	---	N.D.(Peak)
3	Chloromethane	50.00	-	---	N.D.(Peak)
4	Vinyl Chloride	62.00	-	---	N.D.(Peak)
5	Bromomethane	94.00	-	---	N.D.(Peak)
6	Chloroethane	64.00	-	---	N.D.(Peak)
7	Trichlorofluoromethane	101.00	-	---	N.D.(Peak)
8	Diethyl Ether	59.00	-	---	N.D.(Peak)
9	Acrolein	56.00	-	---	N.D.(Peak)
10	1,1,2-Trichlorotrifluoroethane	101.00	-	---	N.D.(Peak)
11	1,1-Dichloroethene	61.00	-	---	N.D.(Peak)
12	Acetone	43.00	-	---	N.D.
13	Idomethane	142.00	-	---	N.D.(Peak)
14	Carbon Disulfide	76.00	-	---	N.D.
15	Acetonitrile	41.00	-	---	N.D.(Peak)
16	Methyl Acetate	43.00	-	---	N.D.(Peak)
17	Allyl Chloride(3-Chloroprene)	41.00	-	---	N.D.(Peak)
18	Methylene Chloride	49.00	-	---	N.D.
19	Acrylonitrile	53.00	-	---	N.D.(Peak)
20	MTBE	73.00	-	---	N.D.(Peak)
21	trans-1,2-Dichloroethene	61.00	-	---	N.D.(Peak)
22	Vinyl Acetate	43.00	-	---	N.D.(Peak)
23	1,1-Dichloroethane	63.00	-	---	N.D.(Peak)
24	2-Butanone(MEK)	43.00	-	---	N.D.(Peak)
25	Ethyl Acetate	45.00	-	---	N.D.(Peak)
26	cis-1,2-Dichloroethene	61.00	-	---	N.D.(Peak)
27	2,2-Dichloropropane	77.00	-	---	N.D.(Peak)
28	Propionitrile(Ethyl cyanide)	54.00	-	---	N.D.(Peak)
29	Methacrylonitrile	41.00	-	---	N.D.(Peak)
30	Bromochloromethane	49.00	-	---	N.D.(Peak)
31	Tetrahydrofuran	42.00	-	---	N.D.(Peak)
32	Chloroform	83.00	-	---	N.D.(Peak)
33	1,1,1-Trichloroethane	97.00	-	---	N.D.(Peak)
34	Cyclohexane	56.00	-	---	N.D.(Peak)
35	1,1-Dichloropropene	75.00	-	---	N.D.(Peak)
36	Carbon tetrachloride	117.00	-	---	N.D.(Peak)
38	Benzene	78.00	-	---	N.D.(Peak)
39	1,2-Dichloroethane	62.00	-	---	N.D.(Peak)
40	Trichloroethene	95.00	-	---	N.D.(Peak)
41	1,2-Dichloropropane	63.00	-	---	N.D.(Peak)
42	Methyl Cyclohexane	83.00	-	---	N.D.(Peak)
43	Dibromomethane	93.00	-	---	N.D.(Peak)
44	Bromodichloromethane	83.00	-	---	N.D.(Peak)
45	2-Nitropropane	43.00	-	---	N.D.(Peak)
46	2-Chloroethylvinyl ether	63.00	-	---	N.D.(Peak)
47	cis-1,3-Dichloropropene	75.00	-	---	N.D.(Peak)
48	4-Methyl-2-Pentanone(MIBK)	43.00	-	---	N.D.(Ref)
49	trans-1,3-Dichloropropene	75.00	-	---	N.D.(Peak)
50	1,1,2-Trichloroethane	97.00	-	---	N.D.(Peak)
52	1,4-Dioxane	88.00	-	---	N.D.(Peak)
54	Toluene	91.00	-	---	N.D.
55	Ethyl Methacrylate	69.00	-	---	N.D.(Peak)

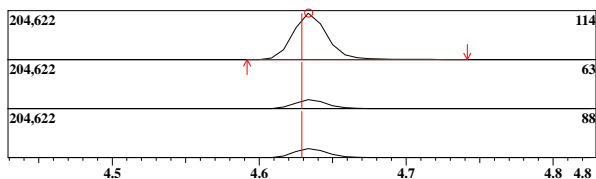
ID#	Name	Mass	Time	Area	Conc.
56	Tetrachloroethene	166.00	-	---	N.D.(Peak)
57	1,3-Dichloropropane	76.00	-	---	N.D.(Peak)
58	2-Hexanone(MBK)	43.00	-	---	N.D.(Peak)
59	Dibromochloromethane	127.00	-	---	N.D.(Peak)
60	1,2-Dibromoethane	107.00	-	---	N.D.(Peak)
61	Chlorobenzene	112.00	-	---	N.D.(Peak)
62	1,1,1,2-Tetrachloroethane	131.00	-	---	N.D.(Peak)
63	Ethylbenzene	91.00	-	---	N.D.(Peak)
64	Xylene-mp	91.00	-	---	N.D.(Peak)
65	Xylene-o	91.00	-	---	N.D.(Peak)
66	Styrene	104.00	-	---	N.D.(Peak)
67	Bromoform	173.00	-	---	N.D.(Peak)
68	Cyclohexanone	55.00	-	---	N.D.(Peak)
69	1,1,2,2-Tetrachloroethane	83.00	-	---	N.D.(Peak)
70	1,2,3-Trichloropropane	75.00	-	---	N.D.
72	Isopropylbenzene	105.00	-	---	N.D.(Peak)
73	Trans-1,4-Dichloro-2-butene	53.00	-	---	N.D.(Peak)
75	Bromobenzene	77.00	-	---	N.D.(Ref)
76	n-Propylbenzene	91.00	-	---	N.D.(Peak)
77	2-Chlorotoluene	91.00	-	---	N.D.(Peak)
78	1,3,5-Trimethylbenzene	105.00	-	---	N.D.(Peak)
79	4-Chlorotoluene	91.00	-	---	N.D.(Peak)
80	tert-Butylbenzene	119.00	-	---	N.D.(Peak)
81	1,2,4-Trimethylbenzene	105.00	-	---	N.D.(Peak)
82	sec-Butylbenzene	105.00	-	---	N.D.(Peak)
83	1,3-Dichlorobenzene	146.00	-	---	N.D.(Peak)
84	p-iso-Propyltoluene	119.00	-	---	N.D.(Peak)
85	1,4-Dichlorobenzene	146.00	-	---	N.D.(Peak)
86	n-Butylbenzene	91.00	-	---	N.D.(Peak)
87	1,2-Dichlorobenzene	146.00	-	---	N.D.(Peak)
88	1,2-Dibromo-3-chloropropane	75.00	-	---	N.D.(Peak)
89	1,2,4-Trichlorobenzene	180.00	-	---	N.D.(Peak)
90	Hexachlorobutadiene	225.00	-	---	N.D.(Peak)
91	Naphthalene	128.00	-	---	N.D.(Peak)
92	1,2,3-Trichlorobenzene	180.00	-	---	N.D.(Peak)



ID#:1 Name:1,4-Difluorobenzene (IS) Type:ISTD No Manual Integration

Mass:114.00 R.T:4.634 Area:317128 Conc:50.00000ppm

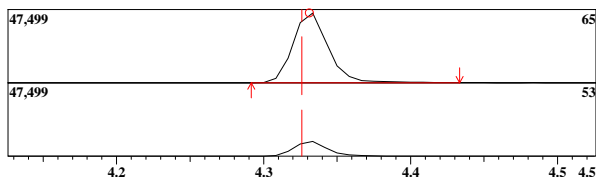
#	m/z	Area	Ratio	Reference
1	63.00	16722	19.10	23.00
2	88.00	17042	19.46	20.00



ID#:37 Name:1,2-Dichloroethane-d4 Type:Surrogate/SMC No Manual Integration

Mass:65.00 R.T:4.331 Area:76247 Conc:47.12350ppb

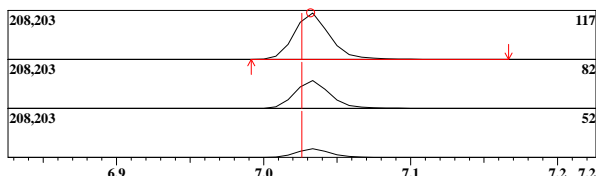
#	m/z	Area	Ratio	Reference
1	53.00	4325	20.59	15.00



ID#:51 Name:Chlorobenzene-d5 (IS) Type:ISTD No Manual Integration

Mass:117.00 R.T:7.032 Area:337294 Conc:50.00000ppb

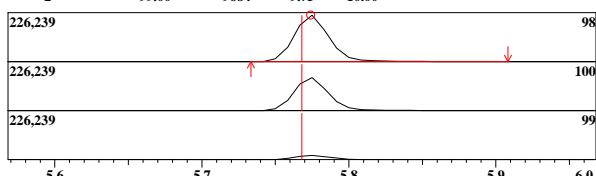
#	m/z	Area	Ratio	Reference
1	82.00	55145	59.59	60.00
2	52.00	17120	18.50	30.00



ID#:53 Name:Toluene-d8 Type:Surrogate/SMC No Manual Integration

Mass:98.00 R.T:5.774 Area:360603 Conc:46.76188ppb

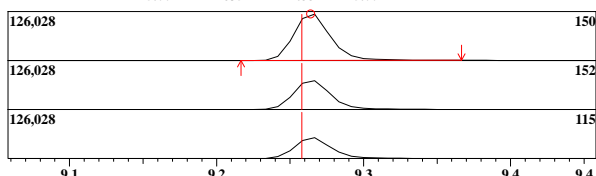
#	m/z	Area	Ratio	Reference
1	100.00	70468	70.95	70.00
2	99.00	9684	9.75	10.00



ID#:71 Name:1,4-Dichlorobenzene-d4 (IS) Type:ISTD No Manual Integration

Mass:150.00 R.T:9.264 Area:212436 Conc:50.00000ppb

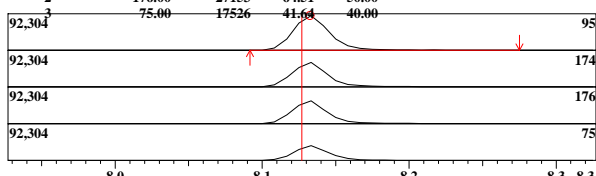
#	m/z	Area	Ratio	Reference
1	152.00	36913	62.86	40.00
2	115.00	26354	44.88	25.00



ID#:74 Name:Bromofluorobenzene Type:Surrogate/SMC No Manual Integration

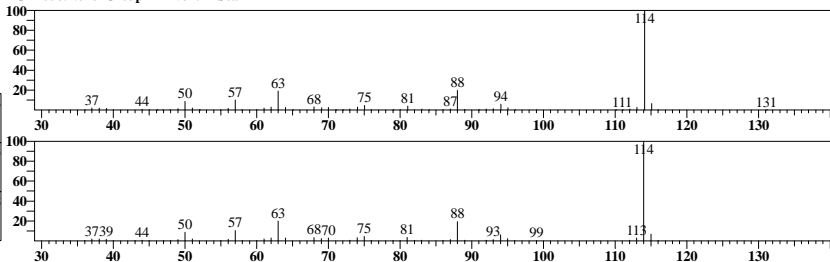
Mass:95.00 R.T:8.133 Area:155102 Conc:53.68345ppb

#	m/z	Area	Ratio	Reference
1	174.00	28886	68.63	50.00
2	176.00	27153	64.51	50.00
3	75.00	17526	41.64	40.00



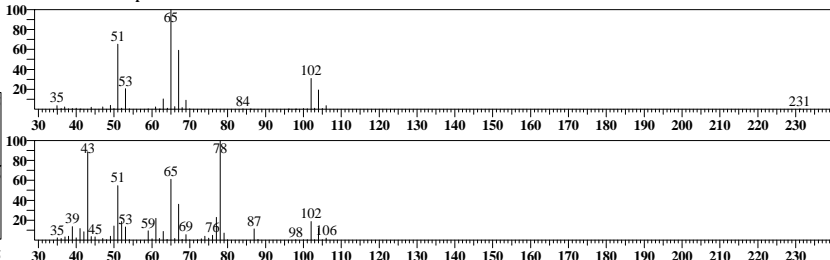
ID#:1 R.Time:4.633(Scan#:753)

MassPeaks:58
RawMode:Averaged 4.608-4.658(747-759)
BG Mode:None Group 1 - Event 1 Scan



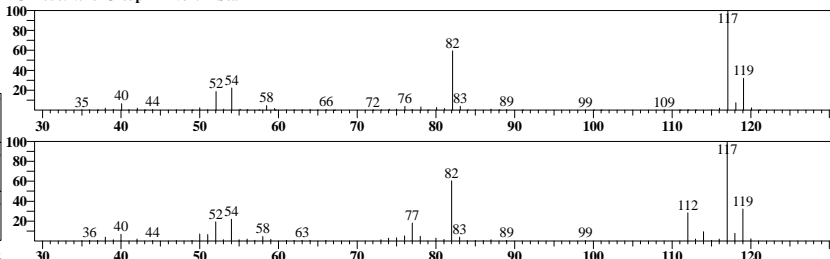
ID#:37 R.Time:4.333(Scan#:681)

MassPeaks:38
RawMode:Averaged 4.308-4.358(675-687)
BG Mode:None Group 1 - Event 1 Scan



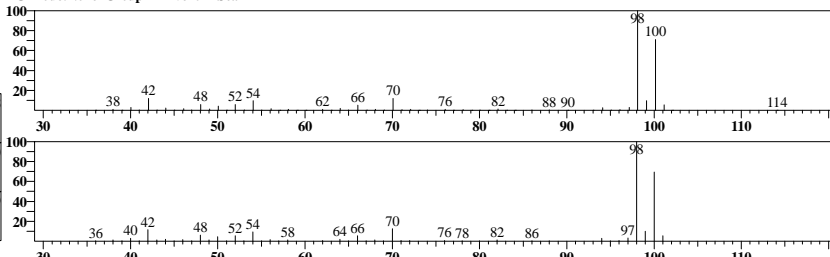
ID#:51 R.Time:7.033(Scan#:1329)

MassPeaks:63
RawMode:Averaged 7.008-7.058(1323-1335)
BG Mode:None Group 1 - Event 1 Scan



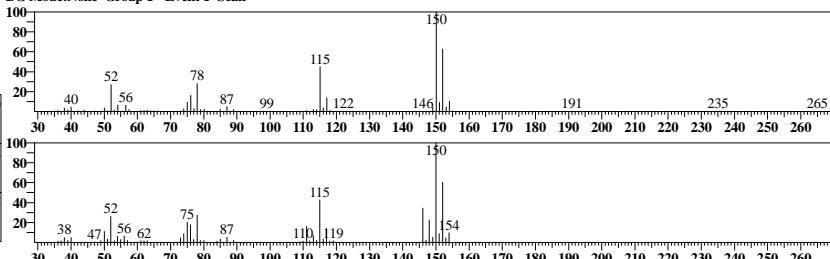
ID#:53 R.Time:5.775(Scan#:1027)

MassPeaks:60
RawMode:Averaged 5.750-5.800(1021-1033)
BG Mode:None Group 1 - Event 1 Scan



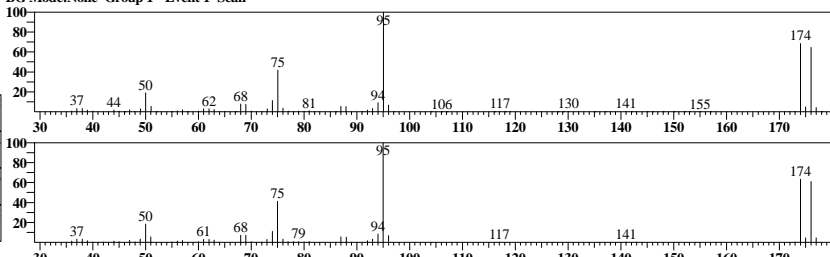
ID#:71 R.Time:9.267(Scan#:1865)

MassPeaks:79
RawMode:Averaged 9.242-9.292(1859-1871)
BG Mode:None Group 1 - Event 1 Scan



ID#:74 R.Time:8.133(Scan#:1593)

MassPeaks:79
RawMode:Averaged 8.108-8.158(1587-1599)
BG Mode:None Group 1 - Event 1 Scan

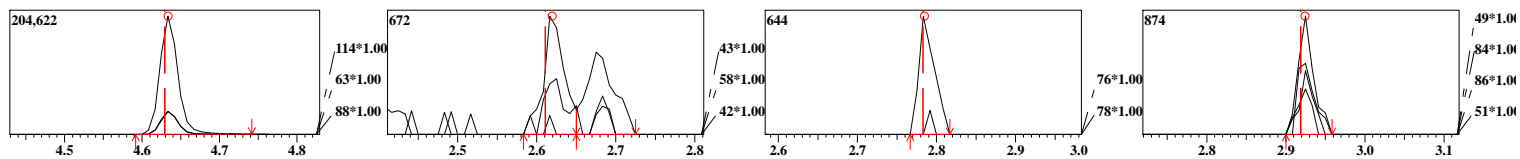


Analyst: ABO
Method: 8260C
Sample ID: J2200963003
Date: 1/21/2022
Time: 10:55:06
Dilution: 1

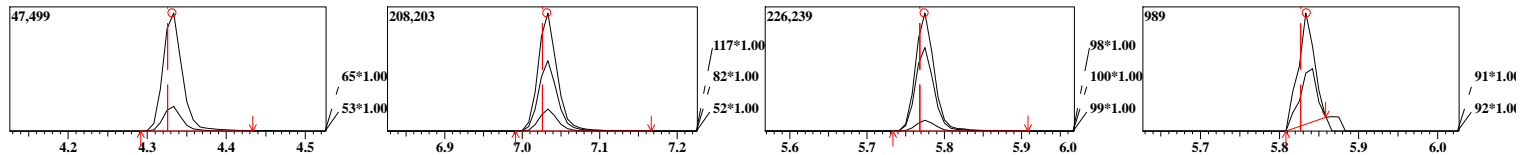
Instr: J1A Trace Number:
Batch:

Data File: C:\GCMSsolution\Data\220121A007.qgd
Method File: C:\GCMSsolution\Data\8260-W-220110A.qgm
Sample Name: J2200963003

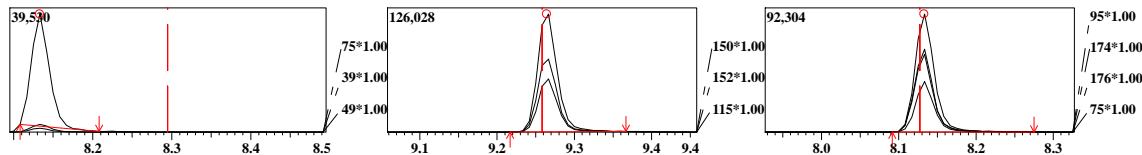
ID#:1 Mass:114.00 R.T:4.634 Area:317128 Conc:50.00000ppm	Name:1,4-Difluorobenzene (IS) Type:ISTD	ID#:12 Mass:43.00 R.T:2.620 Area:1200 Conc:1.01578ppm	Name:Acetone Type:Target	ID#:14 Mass:76.00 R.T:2.785 Area:859 Conc:0.10553ppm	Name:Carbon Disulfide Type:Target	ID#:18 Mass:49.00 R.T:2.925 Area:1155 Conc:-0.38005ppm	Name:Methylene Chloride Type:Target
--	--	---	-----------------------------	--	--------------------------------------	--	--



ID#:37 Mass:65.00 R.T:4.331 Area:76247 Conc:47.12350ppb	Name:1,2-Dichloroethane-d4 Type:Surrogate/SMC	ID#:51 Mass:117.00 R.T:7.032 Area:337294 Conc:50.00000ppb	Name:Chlorobenzene-d5 (IS) Type:ISTD	ID#:53 Mass:98.00 R.T:5.774 Area:360603 Conc:46.76188ppb	Name:Toluene-d8 Type:Surrogate/SMC	ID#:54 Mass:91.00 R.T:5.834 Area:1276 Conc:0.09047ppb	Name:Toluene Type:Target
---	--	---	---	--	---------------------------------------	---	-----------------------------



ID#:70 Mass:75.00 R.T:8.133 Area:54550 Conc:20.71449ppb	Name:1,2,3-Trichloropropane Type:Target	ID#:71 Mass:150.00 R.T:9.264 Area:212436 Conc:50.00000ppb	Name:1,4-Dichlorobenzene-d4 (IS) Type:ISTD	ID#:74 Mass:95.00 R.T:8.133 Area:155102 Conc:53.68345ppb	Name:Bromofluorobenzene Type:Surrogate/SMC
---	--	---	---	--	---





Advanced Environmental Laboratories, Inc.

Volatile Analysis Results

FORM 1

SW-846 8260C

SDG No.: J2200963

Client: Environmental Chemical Corporation (ECC)

Sample ID:	J2200963004		Client ID:	RSA306-2807-A1008			
Date Collected:	1/18/2022		File ID:	220121A008.qgd			
Date Analyzed:	1/21/2022	11:19	Matrix:	WATER			
Date Prepared:	1/21/2022	08:53	Instrument ID:	J1A			
Dilution:	1		Analytical Run ID:	220121A-8260			
Sample Wt/Vol:	5.00	mL	% Moisture:	100			
Final Vol:	5000	uL	Lims Prep Batch:	3202			
Prep Method:	SW-846 5030B		Lims Analytical Batch:	3203			

Parameter	CAS Number	Results	Q	DL	LOD	LOQ	Units
Benzene	71-43-2	0.50	U	0.25	0.50	1.0	ug/L

** This analyte is reported as not certified. The LOQ listed on the report is the low point of the calibration curve. The MDL and LOD values are set to the LOQ at this time.

Analyst: AS Instrument: J1A Trace Number:
Method: 8260C Batch:3203

Sample ID: J2200963004

Data File: C:\GCMSsolution\Data\220121A008.qgd

Date: 1/21/2022

Method File: C:\GCMSsolution\Data\8260-W-220110A.qgm

Time: 11:19:27

Sample Name: J2200963004

Dilution: 1

Internal Standard

ID#	Name	Mass	Time	Area	Conc.
1	1,4-Difluorobenzene (IS)	114.00	4.63	316025	50.00
51	Chlorobenzene-d5 (IS)	117.00	7.03	326994	50.00
71	1,4-Dichlorobenzene-d4 (IS)	150.00	9.26	204557	50.00

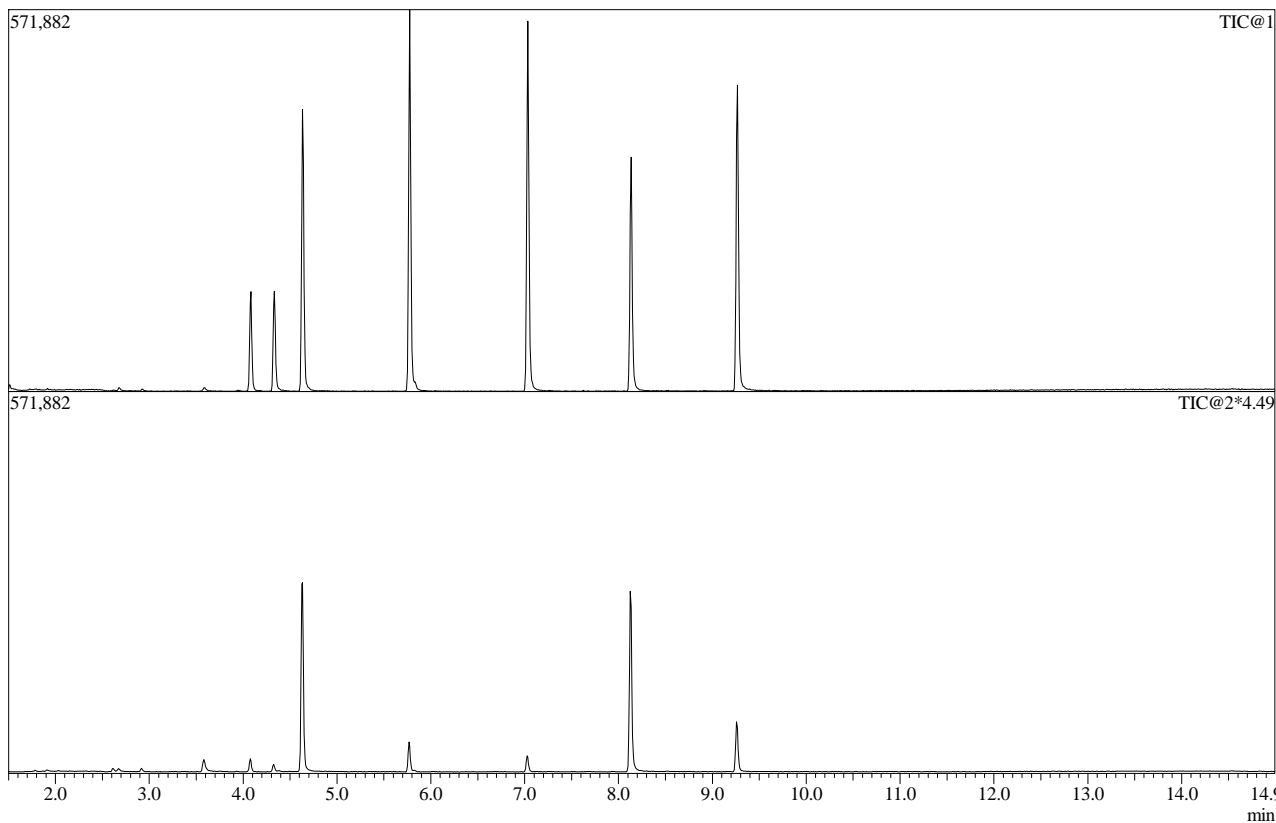
Surrogate

ID#	Name	Mass	Time	Area	Conc.
37	1,2-Dichloroethane-d4	65.00	4.33	74235	46.04
53	Toluene-d8	98.00	5.77	350850	46.93
74	Bromofluorobenzene	95.00	8.13	150350	54.04

Target

ID#	Name	Mass	Time	Area	Conc.
2	Dichlorodifluoromethane	85.00	-	---	N.D.(Peak)
3	Chloromethane	50.00	-	---	N.D.(Peak)
4	Vinyl Chloride	62.00	-	---	N.D.(Peak)
5	Bromomethane	94.00	-	---	N.D.(Peak)
6	Chloroethane	64.00	-	---	N.D.(Peak)
7	Trichlorofluoromethane	101.00	-	---	N.D.(Peak)
8	Diethyl Ether	59.00	-	---	N.D.(Peak)
9	Acrolein	56.00	-	---	N.D.(Peak)
10	1,1,2-Trichlorotrifluoroethane	101.00	-	---	N.D.(Peak)
11	1,1-Dichloroethene	61.00	-	---	N.D.(Peak)
12	Acetone	43.00	-	---	N.D.
13	Idomethane	142.00	-	---	N.D.(Peak)
14	Carbon Disulfide	76.00	-	---	N.D.
15	Acetonitrile	41.00	-	---	N.D.(Ref)
16	Methyl Acetate	43.00	-	---	N.D.(Ref)
17	Allyl Chloride(3-Chloroprene)	41.00	-	---	N.D.(Ref)
18	Methylene Chloride	49.00	-	---	N.D.
19	Acrylonitrile	53.00	-	---	N.D.(Peak)
20	MTBE	73.00	-	---	N.D.(Peak)
21	trans-1,2-Dichloroethene	61.00	-	---	N.D.(Peak)
22	Vinyl Acetate	43.00	-	---	N.D.(Peak)
23	1,1-Dichloroethane	63.00	-	---	N.D.(Peak)
24	2-Butanone(MEK)	43.00	-	---	N.D.(Peak)
25	Ethyl Acetate	45.00	-	---	N.D.(Ref)
26	cis-1,2-Dichloroethene	61.00	-	---	N.D.(Peak)
27	2,2-Dichloropropane	77.00	-	---	N.D.(Peak)
28	Propionitrile(Ethyl cyanide)	54.00	-	---	N.D.(Peak)
29	Methacrylonitrile	41.00	-	---	N.D.(Peak)
30	Bromochloromethane	49.00	-	---	N.D.(Peak)
31	Tetrahydrofuran	42.00	-	---	N.D.
32	Chloroform	83.00	-	---	N.D.(Peak)
33	1,1,1-Trichloroethane	97.00	-	---	N.D.(Peak)
34	Cyclohexane	56.00	-	---	N.D.(Peak)
35	1,1-Dichloropropene	75.00	-	---	N.D.(Peak)
36	Carbon tetrachloride	117.00	-	---	N.D.(Peak)
38	Benzene	78.00	-	---	N.D.(Peak)
39	1,2-Dichloroethane	62.00	-	---	N.D.(Peak)
40	Trichloroethene	95.00	-	---	N.D.(Peak)
41	1,2-Dichloropropane	63.00	-	---	N.D.(Peak)
42	Methyl Cyclohexane	83.00	-	---	N.D.(Peak)
43	Dibromomethane	93.00	-	---	N.D.(Peak)
44	Bromodichloromethane	83.00	-	---	N.D.(Peak)
45	2-Nitropropane	43.00	-	---	N.D.(Peak)
46	2-Chloroethylvinyl ether	63.00	-	---	N.D.(Peak)
47	cis-1,3-Dichloropropene	75.00	-	---	N.D.(Peak)
48	4-Methyl-2-Pentanone(MIBK)	43.00	-	---	N.D.(Ref)
49	trans-1,3-Dichloropropene	75.00	-	---	N.D.(Peak)
50	1,1,2-Trichloroethane	97.00	-	---	N.D.(Peak)
52	1,4-Dioxane	88.00	-	---	N.D.(Peak)
54	Toluene	91.00	5.83	3833	0.28
55	Ethyl Methacrylate	69.00	-	---	N.D.(Peak)

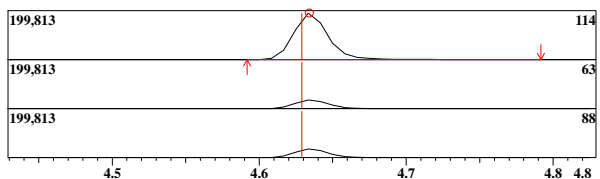
ID#	Name	Mass	Time	Area	Conc.
56	Tetrachloroethene	166.00	-	---	N.D.(Peak)
57	1,3-Dichloropropane	76.00	-	---	N.D.(Peak)
58	2-Hexanone(MBK)	43.00	-	---	N.D.(Peak)
59	Dibromochloromethane	127.00	-	---	N.D.(Peak)
60	1,2-Dibromoethane	107.00	-	---	N.D.(Peak)
61	Chlorobenzene	112.00	-	---	N.D.(Peak)
62	1,1,1,2-Tetrachloroethane	131.00	-	---	N.D.(Peak)
63	Ethylbenzene	91.00	-	---	N.D.(Peak)
64	Xylene-mp	91.00	-	---	N.D.(Peak)
65	Xylene-o	91.00	-	---	N.D.(Peak)
66	Styrene	104.00	-	---	N.D.(Peak)
67	Bromoform	173.00	-	---	N.D.(Peak)
68	Cyclohexanone	55.00	-	---	N.D.(Peak)
69	1,1,2,2-Tetrachloroethane	83.00	-	---	N.D.(Peak)
70	1,2,3-Trichloropropane	75.00	-	---	N.D.
72	Isopropylbenzene	105.00	-	---	N.D.(Peak)
73	Trans-1,4-Dichloro-2-butene	53.00	-	---	N.D.(Peak)
75	Bromobenzene	77.00	-	---	N.D.(Ref)
76	n-Propylbenzene	91.00	-	---	N.D.(Peak)
77	2-Chlorotoluene	91.00	-	---	N.D.(Peak)
78	1,3,5-Trimethylbenzene	105.00	-	---	N.D.(Peak)
79	4-Chlorotoluene	91.00	-	---	N.D.(Peak)
80	tert-Butylbenzene	119.00	-	---	N.D.(Peak)
81	1,2,4-Trimethylbenzene	105.00	-	---	N.D.(Peak)
82	sec-Butylbenzene	105.00	-	---	N.D.(Peak)
83	1,3-Dichlorobenzene	146.00	-	---	N.D.(Peak)
84	p-iso-Propyltoluene	119.00	-	---	N.D.(Peak)
85	1,4-Dichlorobenzene	146.00	-	---	N.D.(Peak)
86	n-Butylbenzene	91.00	-	---	N.D.(Peak)
87	1,2-Dichlorobenzene	146.00	-	---	N.D.(Peak)
88	1,2-Dibromo-3-chloropropane	75.00	-	---	N.D.(Peak)
89	1,2,4-Trichlorobenzene	180.00	-	---	N.D.(Peak)
90	Hexachlorobutadiene	225.00	-	---	N.D.(Peak)
91	Naphthalene	128.00	-	---	N.D.(Peak)
92	1,2,3-Trichlorobenzene	180.00	-	---	N.D.(Peak)



ID#:1 Name:1,4-Difluorobenzene (IS) Type:ISTD No Manual Integration

Mass:114.00 R.T:4.634 Area:316025 Conc:50.00000ppm

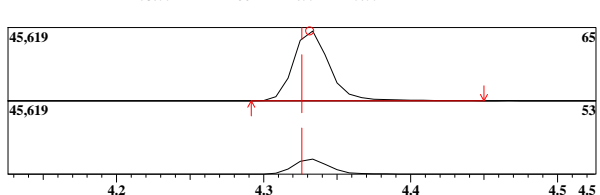
#	m/z	Area	Ratio	Reference
1	63.00	16462	19.14	23.00
2	88.00	16452	19.13	20.00



ID#:37 Name:1,2-Dichloroethane-d4 Type:Surrogate/SMC No Manual Integration

Mass:65.00 R.T:4.332 Area:74235 Conc:46.04014ppb

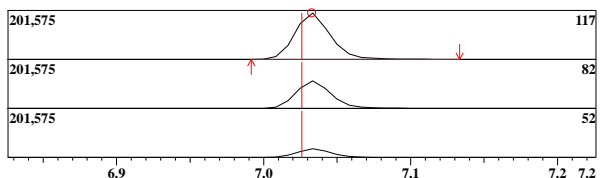
#	m/z	Area	Ratio	Reference
1	53.00	4486	22.00	15.00



ID#:51 Name:Chlorobenzene-d5 (IS) Type:ISTD No Manual Integration

Mass:117.00 R.T:7.033 Area:326994 Conc:50.00000ppb

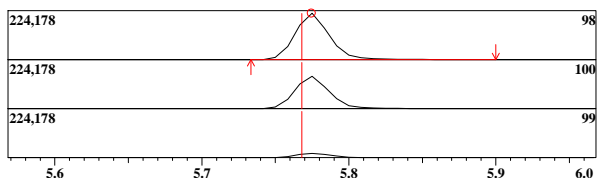
#	m/z	Area	Ratio	Reference
1	82.00	53204	59.12	60.00
2	52.00	16446	18.27	30.00



ID#:53 Name:Toluene-d8 Type:Surrogate/SMC No Manual Integration

Mass:98.00 R.T:5.775 Area:350850 Conc:46.93026ppb

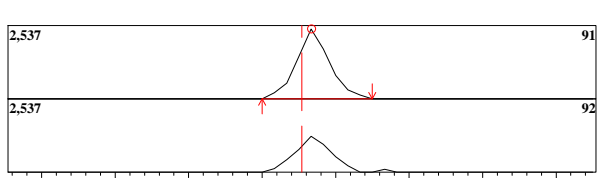
#	m/z	Area	Ratio	Reference
1	100.00	68293	70.76	70.00
2	99.00	9814	10.17	10.00



ID#:54 Name:Toluene Type:Target No Manual Integration

Mass:91.00 R.T:5.834 Area:3833 Conc:0.28032ppb

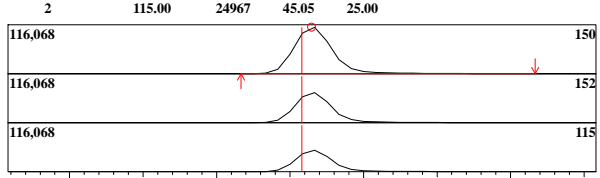
#	m/z	Area	Ratio	Reference
1	92.00	619	57.63	60.00



ID#:71 Name:1,4-Dichlorobenzene-d4 (IS) Type:ISTD No Manual Integration


Mass:150.00 R.T:9.265 Area:204557 Conc:50.00000ppb

#	m/z	Area	Ratio	Reference
1	152.00	35108	63.35	40.00
2	115.00	24967	45.05	25.00




ID#:1 R.Time:4.633(Scan#:753)

MassPeaks:61
RawMode:Averaged 4.608-4.658(747-759)
BG Mode:None Group 1 - Event 1 Scan



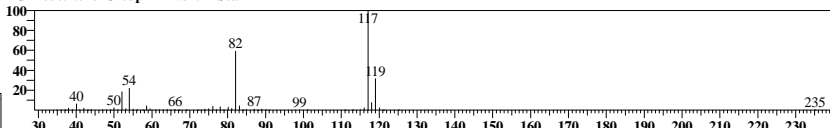
ID#:37 R.Time:4.333(Scan#:681)

MassPeaks:51
RawMode:Averaged 4.308-4.358(675-687)
BG Mode:None Group 1 - Event 1 Scan




ID#:51 R.Time:7.033(Scan#:1329)

MassPeaks:63
RawMode:Averaged 7.008-7.058(1323-1335)
BG Mode:None Group 1 - Event 1 Scan




ID#:53 R.Time:5.775(Scan#:1027)

MassPeaks:68
RawMode:Averaged 5.750-5.800(1021-1033)
BG Mode:None Group 1 - Event 1 Scan



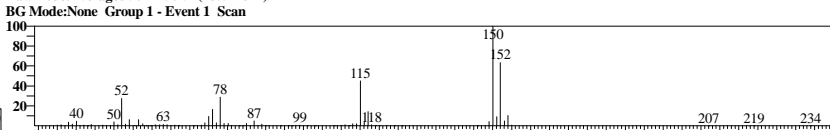
ID#:54 R.Time:5.817(Scan#:1037)

MassPeaks:47
RawMode:Averaged 5.808-5.858(1035-1047)
BG Mode:None Group 1 - Event 1 Scan



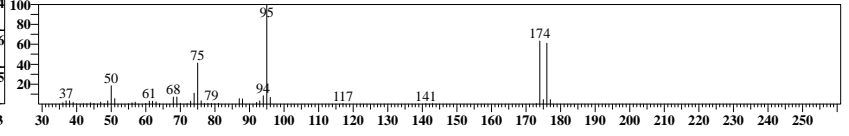
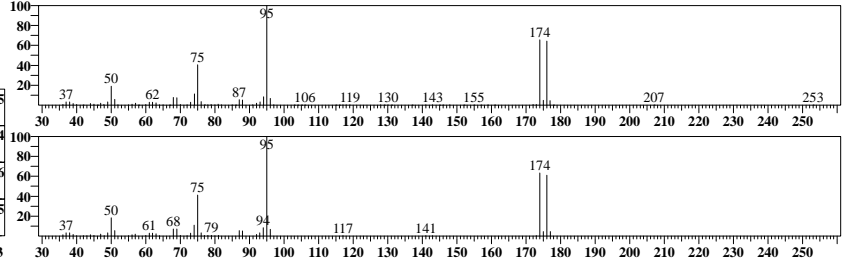
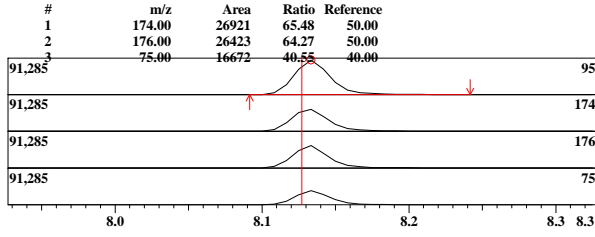
ID#:71 R.Time:9.267(Scan#:1865)

MassPeaks:87
RawMode:Averaged 9.242-9.292(1859-1871)
BG Mode:None Group 1 - Event 1 Scan



Mass:95.00 R.T:8.133 Area:150350 Conc:54.04309ppb

Event:1:Scan SI:99

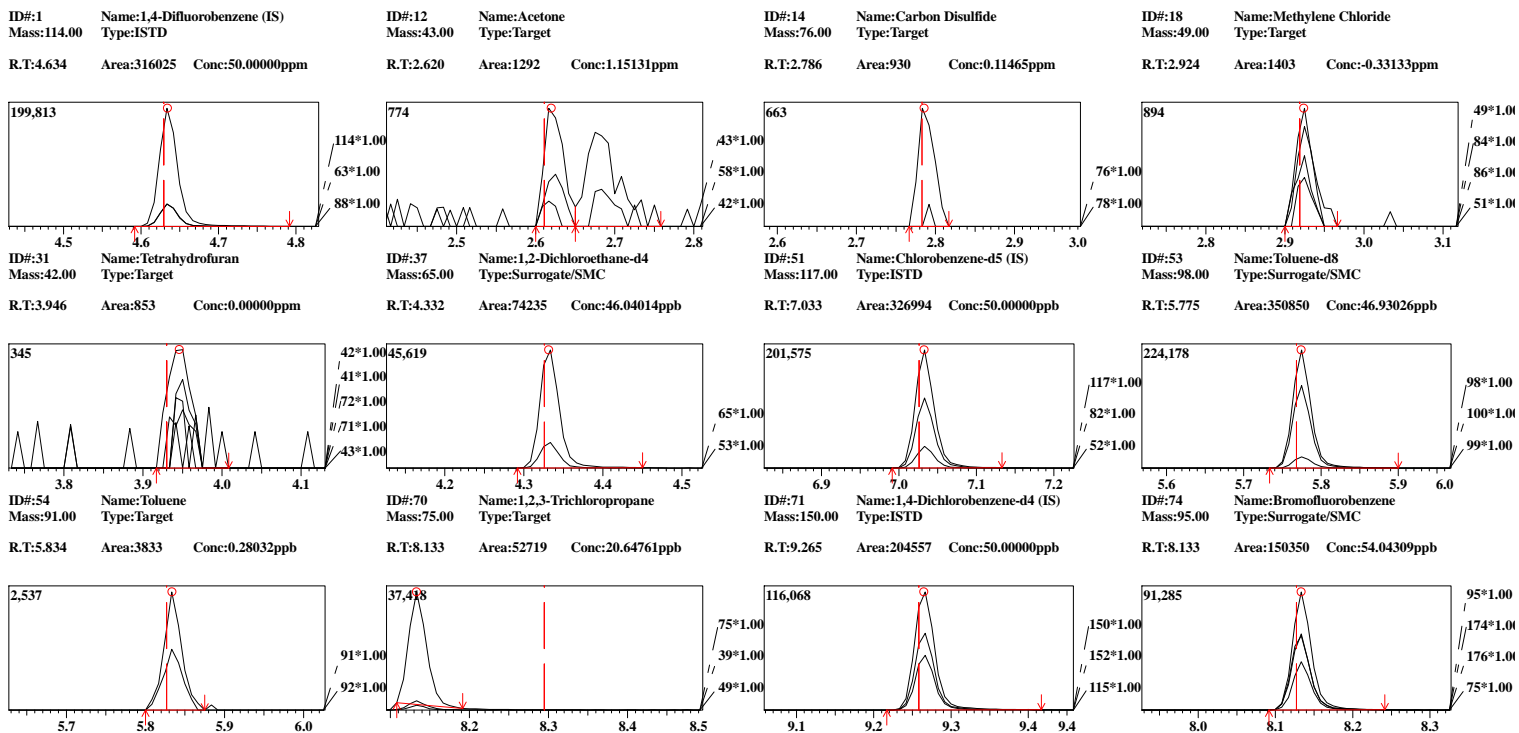


Before Manual Integrations

Analyst: ABO
 Method: 8260C
 Sample ID: J2200963004
 Date: 1/21/2022
 Time: 11:19:27
 Dilution: 1

Instr: J1A Trace Number:
 Batch:

Data File: C:\GCMSsolution\Data\220121A008.qgd
 Method File: C:\GCMSsolution\Data\8260-W-220110A.qgm
 Sample Name: J2200963004





Advanced Environmental Laboratories, Inc.

Volatile Analysis Results

FORM 1

SW-846 8260C

SDG No.: J2200963

Client: Environmental Chemical Corporation (ECC)

Sample ID:	J2200963005		Client ID:	RSA306-2342-A1002			
Date Collected:	1/19/2022		File ID:	220121A009.qgd			
Date Analyzed:	1/21/2022	11:44	Matrix:	WATER			
Date Prepared:	1/21/2022	08:53	Instrument ID:	J1A			
Dilution:	1		Analytical Run ID:	220121A-8260			
Sample Wt/Vol:	5.00	mL	% Moisture:	100			
Final Vol:	5000	uL	Lims Prep Batch:	3202			
Prep Method:	SW-846 5030B		Lims Analytical Batch:	3203			

Parameter	CAS Number	Results	Q	DL	LOD	LOQ	Units
Benzene	71-43-2	0.50	U	0.25	0.50	1.0	ug/L

** This analyte is reported as not certified. The LOQ listed on the report is the low point of the calibration curve. The MDL and LOD values are set to the LOQ at this time.

Analyst: AS Instrument: J1A Trace Number:
Method: 8260C Batch:3203

Sample ID: J2200963005 Data File: C:\GCMSsolution\Data\220121A009.qgd

Date: 1/21/2022 Method File: C:\GCMSsolution\Data\8260-W-220110A.qgm

Time: 11:44:19 Sample Name: J2200963005

Dilution: 1

Internal Standard

ID#	Name	Mass	Time	Area	Conc.
1	1,4-Difluorobenzene (IS)	114.00	4.63	304252	50.00
51	Chlorobenzene-d5 (IS)	117.00	7.03	327038	50.00
71	1,4-Dichlorobenzene-d4 (IS)	150.00	9.26	205392	50.00

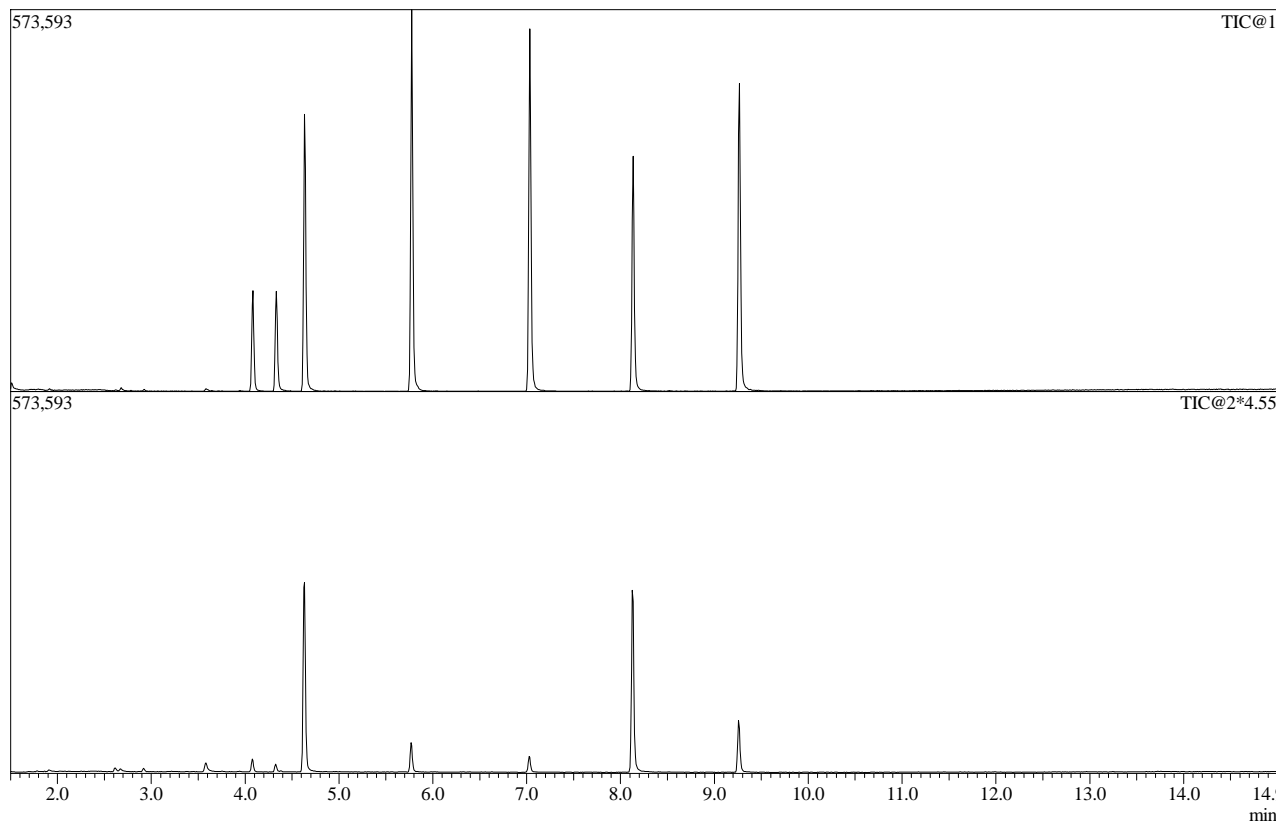
Surrogate

ID#	Name	Mass	Time	Area	Conc.
37	1,2-Dichloroethane-d4	65.00	4.33	74839	48.21
53	Toluene-d8	98.00	5.78	348393	46.60
74	Bromofluorobenzene	95.00	8.13	150990	54.05

Target

ID#	Name	Mass	Time	Area	Conc.
2	Dichlorodifluoromethane	85.00	-	---	N.D.(Peak)
3	Chloromethane	50.00	-	---	N.D.(Peak)
4	Vinyl Chloride	62.00	-	---	N.D.(Peak)
5	Bromomethane	94.00	-	---	N.D.(Peak)
6	Chloroethane	64.00	-	---	N.D.(Peak)
7	Trichlorofluoromethane	101.00	-	---	N.D.(Peak)
8	Diethyl Ether	59.00	-	---	N.D.(Peak)
9	Acrolein	56.00	-	---	N.D.(Peak)
10	1,1,2-Trichlorotrifluoroethane	101.00	-	---	N.D.(Peak)
11	1,1-Dichloroethene	61.00	-	---	N.D.(Peak)
12	Acetone	43.00	-	---	N.D.
13	Idomethane	142.00	-	---	N.D.(Peak)
14	Carbon Disulfide	76.00	-	---	N.D.(Peak)
15	Acetonitrile	41.00	-	---	N.D.(Peak)
16	Methyl Acetate	43.00	-	---	N.D.(Peak)
17	Allyl Chloride(3-Chloroprene)	41.00	-	---	N.D.(Peak)
18	Methylene Chloride	49.00	-	---	N.D.
19	Acrylonitrile	53.00	-	---	N.D.(Peak)
20	MTBE	73.00	-	---	N.D.(Peak)
21	trans-1,2-Dichloroethene	61.00	-	---	N.D.(Peak)
22	Vinyl Acetate	43.00	-	---	N.D.(Peak)
23	1,1-Dichloroethane	63.00	-	---	N.D.(Peak)
24	2-Butanone(MEK)	43.00	-	---	N.D.(Peak)
25	Ethyl Acetate	45.00	-	---	N.D.(Ref)
26	cis-1,2-Dichloroethene	61.00	-	---	N.D.(Peak)
27	2,2-Dichloropropane	77.00	-	---	N.D.(Peak)
28	Propionitrile(Ethyl cyanide)	54.00	-	---	N.D.(Peak)
29	Methacrylonitrile	41.00	-	---	N.D.(Peak)
30	Bromochloromethane	49.00	-	---	N.D.(Peak)
31	Tetrahydrofuran	42.00	-	---	N.D.
32	Chloroform	83.00	-	---	N.D.(Peak)
33	1,1,1-Trichloroethane	97.00	-	---	N.D.(Peak)
34	Cyclohexane	56.00	-	---	N.D.(Peak)
35	1,1-Dichloropropene	75.00	-	---	N.D.(Peak)
36	Carbon tetrachloride	117.00	-	---	N.D.(Peak)
38	Benzene	78.00	-	---	N.D.(Peak)
39	1,2-Dichloroethane	62.00	-	---	N.D.(Peak)
40	Trichloroethene	95.00	-	---	N.D.(Peak)
41	1,2-Dichloropropane	63.00	-	---	N.D.(Peak)
42	Methyl Cyclohexane	83.00	-	---	N.D.(Peak)
43	Dibromomethane	93.00	-	---	N.D.(Peak)
44	Bromodichloromethane	83.00	-	---	N.D.(Peak)
45	2-Nitropropane	43.00	-	---	N.D.(Peak)
46	2-Chloroethylvinyl ether	63.00	-	---	N.D.(Peak)
47	cis-1,3-Dichloropropene	75.00	-	---	N.D.(Peak)
48	4-Methyl-2-Pentanone(MIBK)	43.00	-	---	N.D.(Ref)
49	trans-1,3-Dichloropropene	75.00	-	---	N.D.(Peak)
50	1,1,2-Trichloroethane	97.00	-	---	N.D.(Peak)
52	1,4-Dioxane	88.00	-	---	N.D.(Peak)
54	Toluene	91.00	-	---	N.D.(Peak)
55	Ethyl Methacrylate	69.00	-	---	N.D.(Peak)

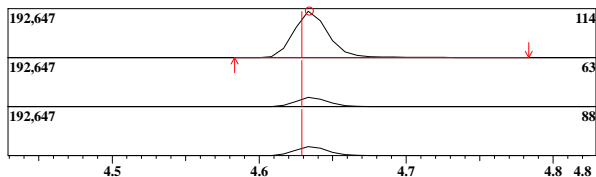
ID#	Name	Mass	Time	Area	Conc.
56	Tetrachloroethene	166.00	-	---	N.D.(Peak)
57	1,3-Dichloropropane	76.00	-	---	N.D.(Peak)
58	2-Hexanone(MBK)	43.00	-	---	N.D.(Peak)
59	Dibromochloromethane	127.00	-	---	N.D.(Peak)
60	1,2-Dibromoethane	107.00	-	---	N.D.(Peak)
61	Chlorobenzene	112.00	-	---	N.D.(Peak)
62	1,1,1,2-Tetrachloroethane	131.00	-	---	N.D.(Peak)
63	Ethylbenzene	91.00	-	---	N.D.(Peak)
64	Xylene-mp	91.00	-	---	N.D.(Peak)
65	Xylene-o	91.00	-	---	N.D.(Peak)
66	Styrene	104.00	-	---	N.D.(Peak)
67	Bromoform	173.00	-	---	N.D.(Peak)
68	Cyclohexanone	55.00	-	---	N.D.(Peak)
69	1,1,2,2-Tetrachloroethane	83.00	-	---	N.D.(Peak)
70	1,2,3-Trichloropropane	75.00	-	---	N.D.
72	Isopropylbenzene	105.00	-	---	N.D.(Peak)
73	Trans-1,4-Dichloro-2-butene	53.00	-	---	N.D.(Peak)
75	Bromobenzene	77.00	-	---	N.D.(Ref)
76	n-Propylbenzene	91.00	-	---	N.D.(Peak)
77	2-Chlorotoluene	91.00	-	---	N.D.(Peak)
78	1,3,5-Trimethylbenzene	105.00	-	---	N.D.(Peak)
79	4-Chlorotoluene	91.00	-	---	N.D.(Peak)
80	tert-Butylbenzene	119.00	-	---	N.D.(Peak)
81	1,2,4-Trimethylbenzene	105.00	-	---	N.D.(Peak)
82	sec-Butylbenzene	105.00	-	---	N.D.(Peak)
83	1,3-Dichlorobenzene	146.00	-	---	N.D.(Peak)
84	p-iso-Propyltoluene	119.00	-	---	N.D.(Peak)
85	1,4-Dichlorobenzene	146.00	-	---	N.D.(Peak)
86	n-Butylbenzene	91.00	-	---	N.D.(Peak)
87	1,2-Dichlorobenzene	146.00	-	---	N.D.(Peak)
88	1,2-Dibromo-3-chloropropane	75.00	-	---	N.D.(Peak)
89	1,2,4-Trichlorobenzene	180.00	-	---	N.D.(Peak)
90	Hexachlorobutadiene	225.00	-	---	N.D.(Peak)
91	Naphthalene	128.00	-	---	N.D.(Peak)
92	1,2,3-Trichlorobenzene	180.00	-	---	N.D.(Peak)



ID#:1 Name:1,4-Difluorobenzene (IS) Type:ISTD No Manual Integration

Mass:114.00 R.T:4.634 Area:304252 Conc:50.00000ppm

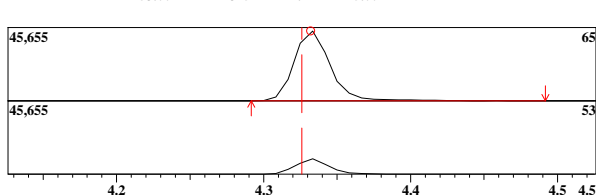
#	m/z	Area	Ratio	Reference
1	63.00	16453	19.82	23.00
2	88.00	16158	19.47	20.00



ID#:37 Name:1,2-Dichloroethane-d4 Type:Surrogate/SMC No Manual Integration

Mass:65.00 R.T:4.332 Area:74839 Conc:48.21075ppb

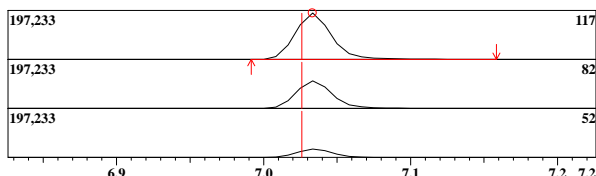
#	m/z	Area	Ratio	Reference
1	53.00	4315	21.11	15.00



ID#:51 Name:Chlorobenzene-d5 (IS) Type:ISTD No Manual Integration

Mass:117.00 R.T:7.033 Area:327038 Conc:50.00000ppb

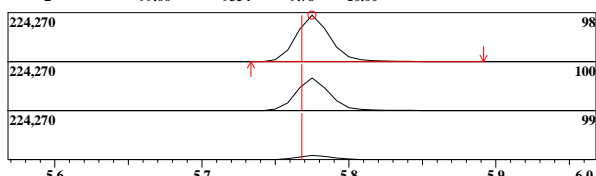
#	m/z	Area	Ratio	Reference
1	82.00	53290	59.53	60.00
2	52.00	16600	18.54	30.00



ID#:53 Name:Toluene-d8 Type:Surrogate/SMC No Manual Integration

Mass:98.00 R.T:5.775 Area:348393 Conc:46.59534ppb

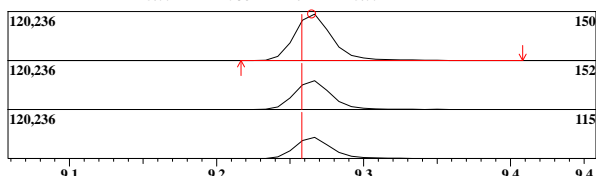
#	m/z	Area	Ratio	Reference
1	100.00	66704	69.58	70.00
2	99.00	9354	9.76	10.00



ID#:71 Name:1,4-Dichlorobenzene-d4 (IS) Type:ISTD No Manual Integration

Mass:150.00 R.T:9.265 Area:205392 Conc:50.00000ppb

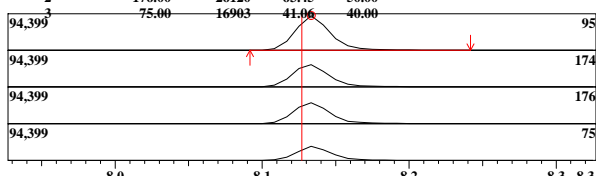
#	m/z	Area	Ratio	Reference
1	152.00	34675	62.18	40.00
2	115.00	24938	44.72	25.00



ID#:74 Name:Bromofluorobenzene Type:Surrogate/SMC No Manual Integration



Mass:95.00 R.T:8.133 Area:150990 Conc:54.05250ppb

#	m/z	Area	Ratio	Reference
1	174.00	27943	67.88	50.00
2	176.00	26120	63.45	50.00
3	75.00	16903	41.06	40.00





ID#:1 R.Time:4.633(Scan#:753)

MassPeaks:64
RawMode:Averaged 4.608-4.658(747-759)
BG Mode:None Group 1 - Event 1 Scan



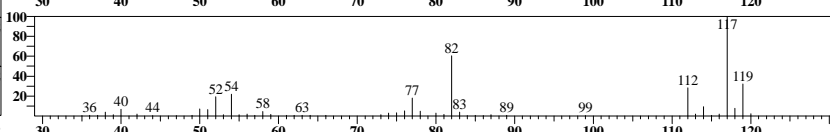
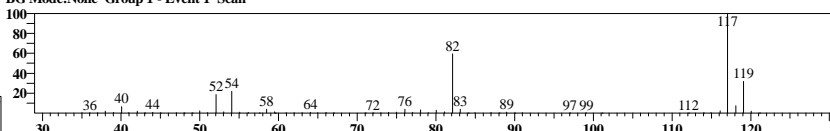
ID#:37 R.Time:4.333(Scan#:681)

MassPeaks:38
RawMode:Averaged 4.308-4.358(675-687)
BG Mode:None Group 1 - Event 1 Scan



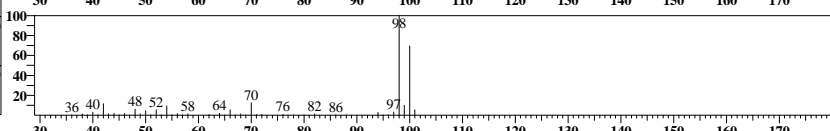
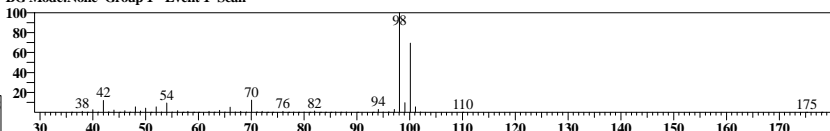
ID#:51 R.Time:7.033(Scan#:1329)

MassPeaks:64
RawMode:Averaged 7.008-7.058(1323-1335)
BG Mode:None Group 1 - Event 1 Scan



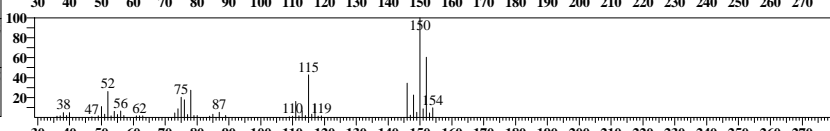
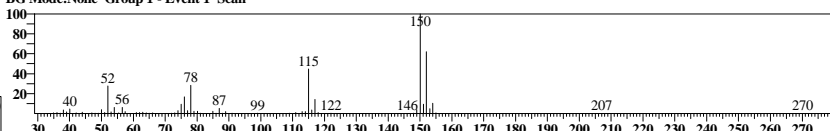
ID#:53 R.Time:5.775(Scan#:1027)

MassPeaks:64
RawMode:Averaged 5.750-5.800(1021-1033)
BG Mode:None Group 1 - Event 1 Scan



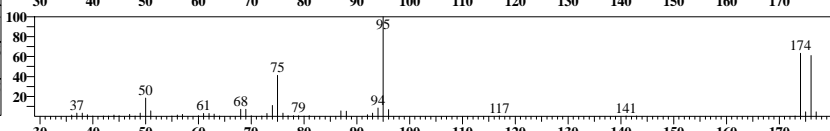
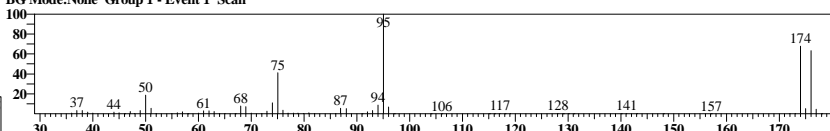
ID#:71 R.Time:9.267(Scan#:1865)

MassPeaks:81
RawMode:Averaged 9.242-9.292(1859-1871)
BG Mode:None Group 1 - Event 1 Scan



ID#:74 R.Time:8.133(Scan#:1593)

MassPeaks:72
RawMode:Averaged 8.108-8.158(1587-1599)
BG Mode:None Group 1 - Event 1 Scan



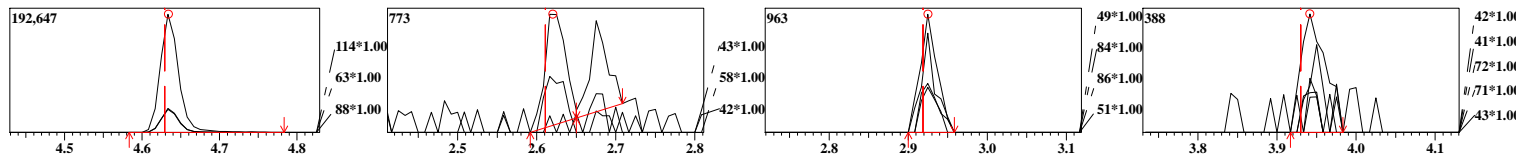
Before Manual Integrations

Analyst: ABO
Method: 8260C
Sample ID: J2200963005
Date: 1/21/2022
Time: 11:44:19
Dilution: 1

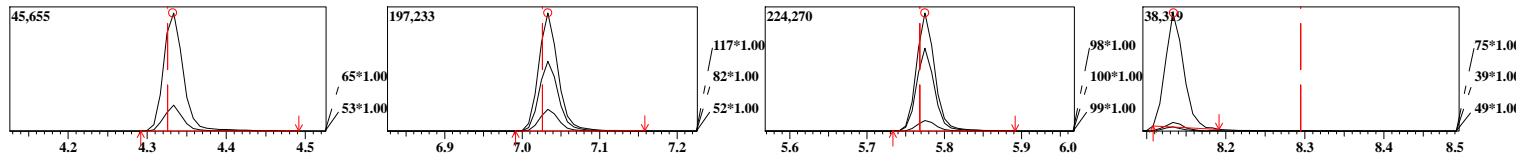
Instr: J1A Trace Number:
Batch:

Data File: C:\GCMSsolution\Data\220121A009.qgd
Method File: C:\GCMSsolution\Data\8260-W-220110A.qgm
Sample Name: J2200963005

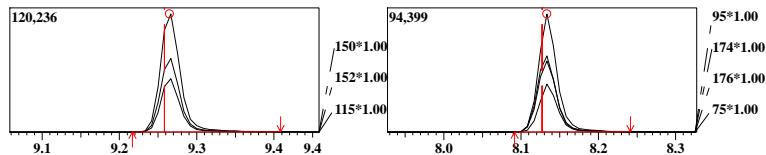
ID#:1 Mass:114.00 R.T:4.634 Area:304252 Conc:50.00000ppm	Name:1,4-Difluorobenzene (IS) Type:ISTD	ID#:12 Mass:43.00 R.T:2.621 Area:1297 Conc:1.22909ppm	Name:Acetone Type:Target	ID#:18 Mass:49.00 R.T:2.925 Area:1391 Conc:-0.32324ppm	Name:Methylene Chloride Type:Target	ID#:31 Mass:42.00 R.T:3.942 Area:810 Conc:0.00000ppm	Name:Tetrahydrofuran Type:Target
--	--	---	-----------------------------	--	--	--	-------------------------------------



ID#:37 Mass:65.00 R.T:4.332 Area:74839 Conc:48.21075ppb	Name:1,2-Dichloroethane-d4 Type:Surrogate/SMC	ID#:51 Mass:117.00 R.T:7.033 Area:327038 Conc:50.00000ppb	Name:Chlorobenzene-d5 (IS) Type:ISTD	ID#:53 Mass:98.00 R.T:5.775 Area:348393 Conc:46.59534ppb	Name:Toluene-d8 Type:Surrogate/SMC	ID#:70 Mass:75.00 R.T:8.134 Area:55389 Conc:21.72557ppb	Name:1,2,3-Trichloropropane Type:Target
---	--	---	---	--	---------------------------------------	---	--



ID#:71 Mass:150.00 R.T:9.265 Area:205392 Conc:50.00000ppb	Name:1,4-Dichlorobenzene-d4 (IS) Type:ISTD	ID#:74 Mass:95.00 R.T:8.133 Area:150990 Conc:54.05250ppb	Name:Bromofluorobenzene Type:Surrogate/SMC
---	---	--	---





Advanced Environmental Laboratories, Inc.

Volatile Analysis Results

FORM 1

SW-846 8260C

SDG No.: J2200963

Client: Environmental Chemical Corporation (ECC)

Sample ID:	J2200963006		Client ID:	RSA306-2342-A1002-FD	
Date Collected:	1/19/2022		File ID:	220121A010.qgd	
Date Analyzed:	1/21/2022	12:08	Matrix:	WATER	
Date Prepared:	1/21/2022	08:53	Instrument ID:	J1A	
Dilution:	1		Analytical Run ID:	220121A-8260	
Sample Wt/Vol:	5.00	mL	% Moisture:	100	
Final Vol:	5000	uL	Lims Prep Batch:	3202	
Prep Method:	SW-846 5030B		Lims Analytical Batch:	3203	

Parameter	CAS Number	Results	Q	DL	LOD	LOQ	Units
Benzene	71-43-2	0.50	U	0.25	0.50	1.0	ug/L

** This analyte is reported as not certified. The LOQ listed on the report is the low point of the calibration curve. The MDL and LOD values are set to the LOQ at this time.

Analyst: AS Instrument: J1A Trace Number:
 Method: 8260C Batch:3203
 Sample ID: J2200963006 Data File: C:\GCMSsolution\Data\220121A010.qgd
 Date: 1/21/2022 Method File: C:\GCMSsolution\Data\8260-W-220110A.qgm
 Time: 12:08:55 Sample Name: J2200963006
 Dilution: 1

Internal Standard

ID#	Name	Mass	Time	Area	Conc.
1	1,4-Difluorobenzene (IS)	114.00	4.63	344415	50.00
51	Chlorobenzene-d5 (IS)	117.00	7.03	347733	50.00
71	1,4-Dichlorobenzene-d4 (IS)	150.00	9.26	216062	50.00

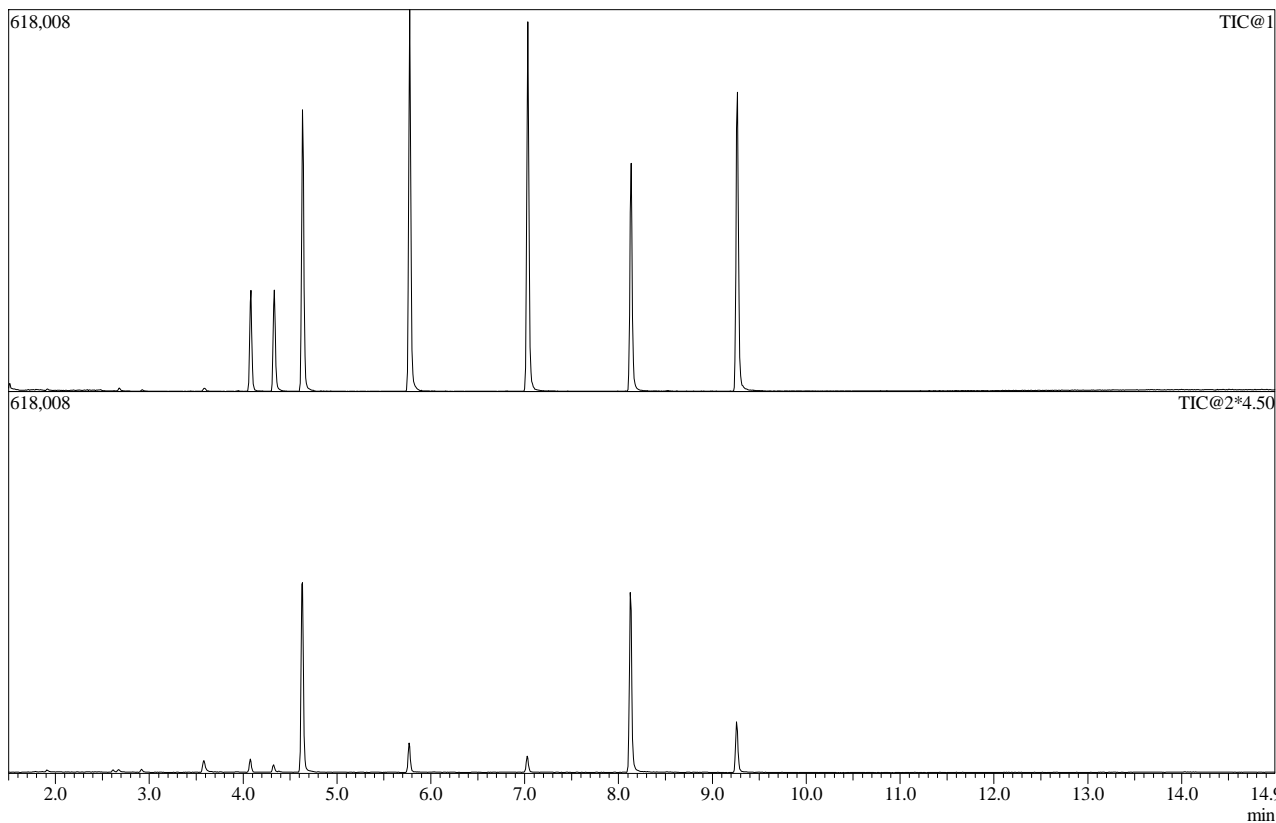
Surrogate

ID#	Name	Mass	Time	Area	Conc.
37	1,2-Dichloroethane-d4	65.00	4.33	81271	46.25
53	Toluene-d8	98.00	5.77	380614	47.88
74	Bromofluorobenzene	95.00	8.13	159471	54.27

Target

ID#	Name	Mass	Time	Area	Conc.
2	Dichlorodifluoromethane	85.00	-	---	N.D.(Peak)
3	Chloromethane	50.00	-	---	N.D.(Peak)
4	Vinyl Chloride	62.00	-	---	N.D.(Peak)
5	Bromomethane	94.00	-	---	N.D.(Peak)
6	Chloroethane	64.00	-	---	N.D.(Peak)
7	Trichlorofluoromethane	101.00	-	---	N.D.(Peak)
8	Diethyl Ether	59.00	-	---	N.D.(Peak)
9	Acrolein	56.00	-	---	N.D.(Peak)
10	1,1,2-Trichlorotrifluoroethane	101.00	-	---	N.D.(Peak)
11	1,1-Dichloroethene	61.00	-	---	N.D.(Peak)
12	Acetone	43.00	2.62	1154	0.82
13	Idomethane	142.00	-	---	N.D.(Peak)
14	Carbon Disulfide	76.00	-	---	N.D.(Peak)
15	Acetonitrile	41.00	-	---	N.D.(Peak)
16	Methyl Acetate	43.00	-	---	N.D.(Ref)
17	Allyl Chloride(3-Chloroprene)	41.00	-	---	N.D.(Peak)
18	Methylene Chloride	49.00	-	---	N.D.
19	Acrylonitrile	53.00	-	---	N.D.(Peak)
20	MTBE	73.00	-	---	N.D.(Peak)
21	trans-1,2-Dichloroethene	61.00	-	---	N.D.(Peak)
22	Vinyl Acetate	43.00	-	---	N.D.(Peak)
23	1,1-Dichloroethane	63.00	-	---	N.D.(Peak)
24	2-Butanone(MEK)	43.00	-	---	N.D.(Peak)
25	Ethyl Acetate	45.00	-	---	N.D.(Ref)
26	cis-1,2-Dichloroethene	61.00	-	---	N.D.(Peak)
27	2,2-Dichloropropane	77.00	-	---	N.D.(Peak)
28	Propionitrile(Ethyl cyanide)	54.00	-	---	N.D.(Peak)
29	Methacrylonitrile	41.00	-	---	N.D.(Peak)
30	Bromochloromethane	49.00	-	---	N.D.(Peak)
31	Tetrahydrofuran	42.00	-	---	N.D.(Peak)
32	Chloroform	83.00	-	---	N.D.(Peak)
33	1,1,1-Trichloroethane	97.00	-	---	N.D.(Peak)
34	Cyclohexane	56.00	-	---	N.D.(Peak)
35	1,1-Dichloropropene	75.00	-	---	N.D.(Peak)
36	Carbon tetrachloride	117.00	-	---	N.D.(Peak)
38	Benzene	78.00	-	---	N.D.(Peak)
39	1,2-Dichloroethane	62.00	-	---	N.D.(Peak)
40	Trichloroethene	95.00	-	---	N.D.(Peak)
41	1,2-Dichloropropane	63.00	-	---	N.D.(Peak)
42	Methyl Cyclohexane	83.00	-	---	N.D.(Peak)
43	Dibromomethane	93.00	-	---	N.D.(Peak)
44	Bromodichloromethane	83.00	-	---	N.D.(Peak)
45	2-Nitropropane	43.00	-	---	N.D.(Peak)
46	2-Chloroethylvinyl ether	63.00	-	---	N.D.(Peak)
47	cis-1,3-Dichloropropene	75.00	-	---	N.D.(Peak)
48	4-Methyl-2-Pentanone(MIBK)	43.00	-	---	N.D.(Ref)
49	trans-1,3-Dichloropropene	75.00	-	---	N.D.(Peak)
50	1,1,2-Trichloroethane	97.00	-	---	N.D.(Peak)
52	1,4-Dioxane	88.00	-	---	N.D.(Peak)
54	Toluene	91.00	-	---	N.D.(Peak)
55	Ethyl Methacrylate	69.00	-	---	N.D.(Peak)

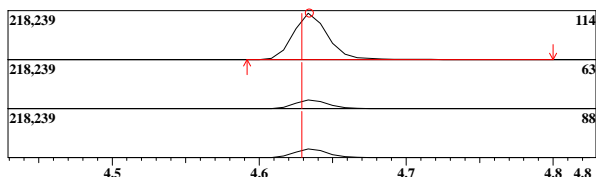
ID#	Name	Mass	Time	Area	Conc.
56	Tetrachloroethene	166.00	-	---	N.D.(Peak)
57	1,3-Dichloropropane	76.00	-	---	N.D.(Peak)
58	2-Hexanone(MBK)	43.00	-	---	N.D.(Peak)
59	Dibromochloromethane	127.00	-	---	N.D.(Peak)
60	1,2-Dibromoethane	107.00	-	---	N.D.(Peak)
61	Chlorobenzene	112.00	-	---	N.D.(Peak)
62	1,1,1,2-Tetrachloroethane	131.00	-	---	N.D.(Peak)
63	Ethylbenzene	91.00	-	---	N.D.(Peak)
64	Xylene-mp	91.00	-	---	N.D.(Peak)
65	Xylene-o	91.00	-	---	N.D.(Peak)
66	Styrene	104.00	-	---	N.D.(Peak)
67	Bromoform	173.00	-	---	N.D.(Peak)
68	Cyclohexanone	55.00	-	---	N.D.(Peak)
69	1,1,2,2-Tetrachloroethane	83.00	-	---	N.D.(Peak)
70	1,2,3-Trichloropropane	75.00	-	---	N.D.
72	Isopropylbenzene	105.00	-	---	N.D.(Peak)
73	Trans-1,4-Dichloro-2-butene	53.00	-	---	N.D.(Peak)
75	Bromobenzene	77.00	-	---	N.D.(Ref)
76	n-Propylbenzene	91.00	-	---	N.D.(Peak)
77	2-Chlorotoluene	91.00	-	---	N.D.(Peak)
78	1,3,5-Trimethylbenzene	105.00	-	---	N.D.(Peak)
79	4-Chlorotoluene	91.00	-	---	N.D.(Peak)
80	tert-Butylbenzene	119.00	-	---	N.D.(Peak)
81	1,2,4-Trimethylbenzene	105.00	-	---	N.D.(Peak)
82	sec-Butylbenzene	105.00	-	---	N.D.(Peak)
83	1,3-Dichlorobenzene	146.00	-	---	N.D.(Peak)
84	p-iso-Propyltoluene	119.00	-	---	N.D.(Peak)
85	1,4-Dichlorobenzene	146.00	-	---	N.D.(Peak)
86	n-Butylbenzene	91.00	-	---	N.D.(Peak)
87	1,2-Dichlorobenzene	146.00	-	---	N.D.(Peak)
88	1,2-Dibromo-3-chloropropane	75.00	-	---	N.D.(Peak)
89	1,2,4-Trichlorobenzene	180.00	-	---	N.D.(Peak)
90	Hexachlorobutadiene	225.00	-	---	N.D.(Peak)
91	Naphthalene	128.00	-	---	N.D.(Peak)
92	1,2,3-Trichlorobenzene	180.00	-	---	N.D.(Peak)



ID#:1 Name:1,4-Difluorobenzene (IS) Type:ISTD No Manual Integration

Mass:114.00 R.T:4.634 Area:344415 Conc:50.00000ppm

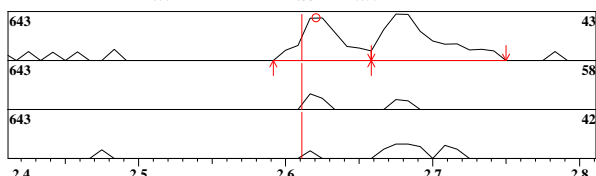
#	m/z	Area	Ratio	Reference
1	63.00	17612	18.74	23.00
2	88.00	17684	18.82	20.00



ID#:12 Name:Acetone Type:Target No Manual Integration

Mass:43.00 R.T:2.621 Area:1154 Conc:0.82278ppm

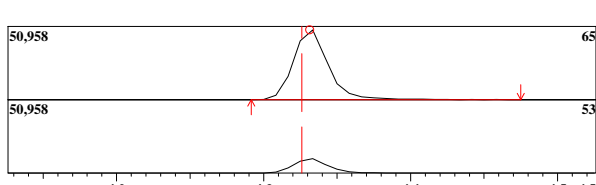
#	m/z	Area	Ratio	Reference
1	58.00	50	17.42	30.00
2	42.00	14	4.88	10.00



ID#:37 Name:1,2-Dichloroethane-d4 Type:Surrogate/SMC No Manual Integration

Mass:65.00 R.T:4.332 Area:81271 Conc:46.24906ppb

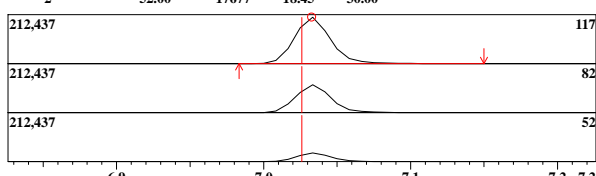
#	m/z	Area	Ratio	Reference
1	53.00	4667	21.15	15.00



ID#:51 Name:Chlorobenzene-d5 (IS) Type:ISTD No Manual Integration

Mass:117.00 R.T:7.033 Area:347733 Conc:50.00000ppb

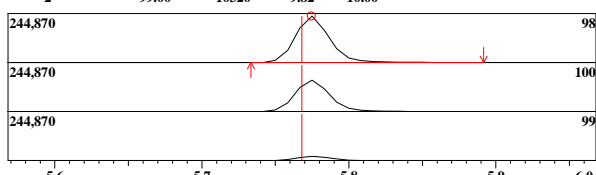
#	m/z	Area	Ratio	Reference
1	82.00	57154	59.66	60.00
2	52.00	17677	18.45	30.00



ID#:53 Name:Toluene-d8 Type:Surrogate/SMC No Manual Integration

Mass:98.00 R.T:5.775 Area:380614 Conc:47.87515ppb

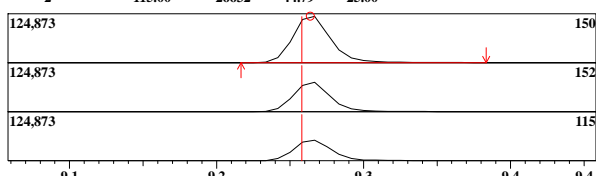
#	m/z	Area	Ratio	Reference
1	100.00	72791	69.29	70.00
2	99.00	10320	9.82	10.00



ID#:71 Name:1,4-Dichlorobenzene-d4 (IS) Type:ISTD No Manual Integration

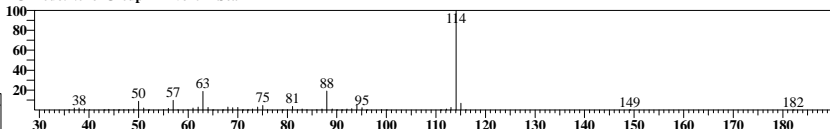
Mass:150.00 R.T:9.264 Area:216062 Conc:50.00000ppb

#	m/z	Area	Ratio	Reference
1	152.00	37396	62.89	40.00
2	115.00	26632	44.79	25.00




ID#:1 R.Time:4.633(Scan#:753)

MassPeaks:62
RawMode:Averaged 4.608-4.658(747-759)
BG Mode:None Group 1 - Event 1 Scan




ID#:12 R.Time:2.625(Scan#:271)

MassPeaks:13
RawMode:Averaged 2.592-2.642(263-275)
BG Mode:None Group 1 - Event 1 Scan



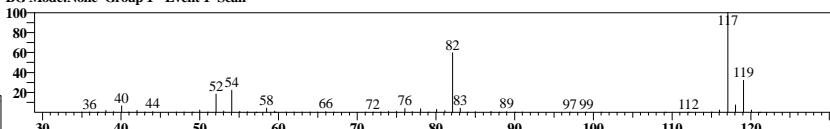
ID#:37 R.Time:4.333(Scan#:681)

MassPeaks:39
RawMode:Averaged 4.308-4.358(675-687)
BG Mode:None Group 1 - Event 1 Scan



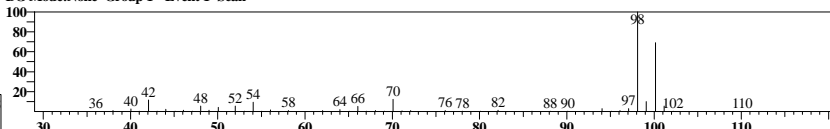
ID#:51 R.Time:7.033(Scan#:1329)

MassPeaks:63
RawMode:Averaged 7.008-7.058(1323-1335)
BG Mode:None Group 1 - Event 1 Scan



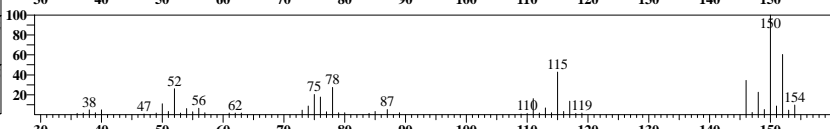
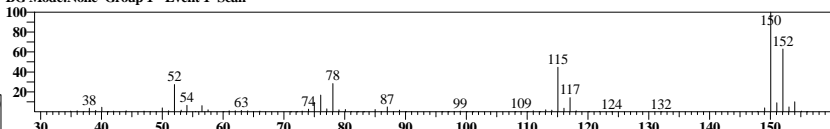
ID#:53 R.Time:5.775(Scan#:1027)

MassPeaks:61
RawMode:Averaged 5.750-5.800(1021-1033)
BG Mode:None Group 1 - Event 1 Scan



ID#:71 R.Time:9.267(Scan#:1865)

MassPeaks:77
RawMode:Averaged 9.242-9.292(1859-1871)
BG Mode:None Group 1 - Event 1 Scan



MassPeaks:77

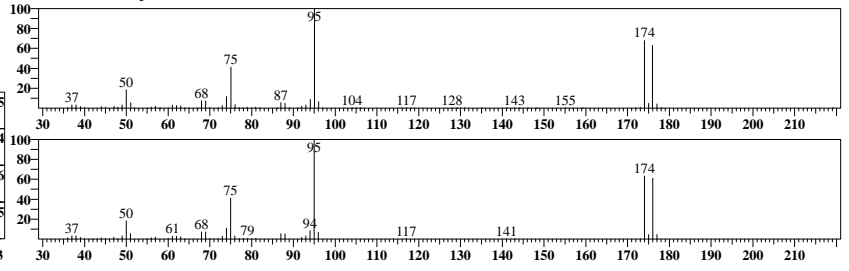
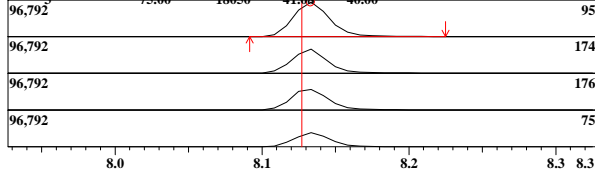
RawMode:Averaged 8.108-8.158(1587-1599)

BG Mode:None Group 1 - Event 1 Scan

Mass:95.00 R.T:8.133 Area:159471 Conc:54.26933ppb

Event:1:Scan SI:99

#	m/z	Area	Ratio	Reference
1	174.00	29856	67.96	50.00
2	176.00	27652	62.94	50.00
3	75.00	18050	41.08	40.00



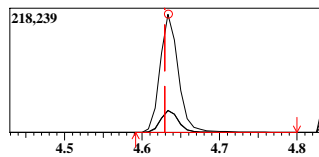
Before Manual Integrations

Analyst: AS
Method: 8260C
Sample ID: J2200963006
Date: 1/21/2022
Time: 12:08:55
Dilution: 1

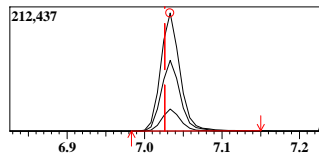
Instr: J1A
Batch:3203

Trace Number:
Data File: C:\GCMSsolution\Data\220121_BEFORES\220121A010.qgd
Method File: C:\GCMSsolution\Data\8260-W-220110A.qgm
Sample Name: J2200963006

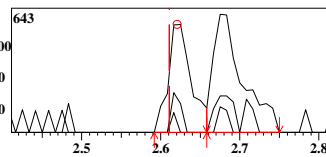
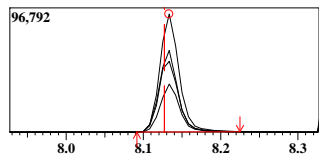
ID#:1 Mass:114.00 R.T:4.634 Area:344415 Conc:50.00000ppm	Name:1,4-Difluorobenzene (IS) Type:ISTD	ID#:12 Mass:43.00 R.T:2.621 Area:1154 Conc:0.82278ppm	Name:Acetone Type:Target	ID#:18 Mass:49.00 R.T:2.924 Area:1370 Conc:-0.35954ppm	Name:Methylene Chloride Type:Target	ID#:37 Mass:65.00 R.T:4.332 Area:81271 Conc:46.24906ppb	Name:1,2-Dichloroethane-d4 Type:Surrogate/SMC
--	--	---	-----------------------------	--	--	---	--



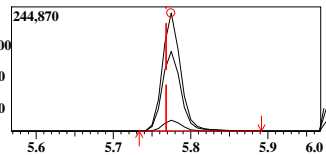
ID#:51 Mass:117.00 R.T:7.033 Area:347733 Conc:50.00000ppb	Name:Chlorobenzene-d5 (IS) Type:ISTD
---	---



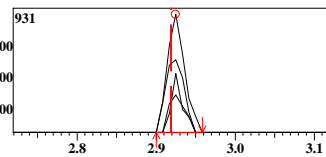
ID#:74 Mass:95.00 R.T:8.133 Area:159471 Conc:54.26933ppb	Name:Bromofluorobenzene Type:Surrogate/SMC
--	---



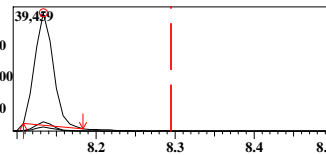
ID#:53 Mass:98.00 R.T:5.775 Area:380614 Conc:47.87515ppb	Name:Toluene-d8 Type:Surrogate/SMC
--	---------------------------------------



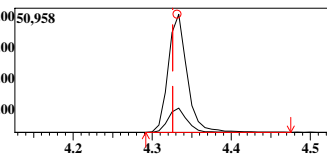
ID#:70 Mass:75.00 R.T:8.134 Area:56870 Conc:20.95498ppb	Name:1,2,3-Trichloropropane Type:Target
---	--



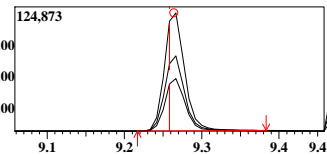
ID#:71 Mass:150.00 R.T:9.264 Area:216062 Conc:50.00000ppb	Name:1,4-Dichlorobenzene-d4 (IS) Type:ISTD
---	---



ID#:18 Mass:49.00 R.T:2.924 Area:1370 Conc:-0.35954ppm	Name:Methylene Chloride Type:Target
--	--



ID#:12 Mass:43.00 R.T:2.621 Area:1154 Conc:0.82278ppm	Name:Acetone Type:Target
---	-----------------------------



ID#:37 Mass:65.00 R.T:4.332 Area:81271 Conc:46.24906ppb	Name:1,2-Dichloroethane-d4 Type:Surrogate/SMC
---	--



Advanced Environmental Laboratories, Inc.

Volatile Analysis Results

FORM 1

SW-846 8260C

SDG No.: J2200963

Client: Environmental Chemical Corporation (ECC)

Sample ID:	J2200963007		Client ID:	RSA306-2343-A1003			
Date Collected:	1/19/2022		File ID:	220121A011.qgd			
Date Analyzed:	1/21/2022	12:33	Matrix:	WATER			
Date Prepared:	1/21/2022	08:53	Instrument ID:	J1A			
Dilution:	5		Analytical Run ID:	220121A-8260			
Sample Wt/Vol:	5.00	mL	% Moisture:	100			
Final Vol:	5000	uL	Lims Prep Batch:	3202			
Prep Method:	SW-846 5030B		Lims Analytical Batch:	3203			

Parameter	CAS Number	Results	Q	DL	LOD	LOQ	Units
Benzene	71-43-2	2.5	U	1.2	2.5	5.0	ug/L

** This analyte is reported as not certified. The LOQ listed on the report is the low point of the calibration curve. The MDL and LOD values are set to the LOQ at this time.

Analyst: AS Instrument: J1A Trace Number:
Method: 8260C Batch:3203

Sample ID: J2200963007

Data File: C:\GCMSsolution\Data\220121A011.qgd

Date: 1/21/2022

Method File: C:\GCMSsolution\Data\8260-W-220110A.qgm

Time: 12:33:09

Sample Name: J2200963007 5XF

Dilution: 5

Internal Standard

ID#	Name	Mass	Time	Area	Conc.
1	1,4-Difluorobenzene (IS)	114.00	4.64	299038	50.00
51	Chlorobenzene-d5 (IS)	117.00	7.03	314567	50.00
71	1,4-Dichlorobenzene-d4 (IS)	150.00	9.27	202800	50.00

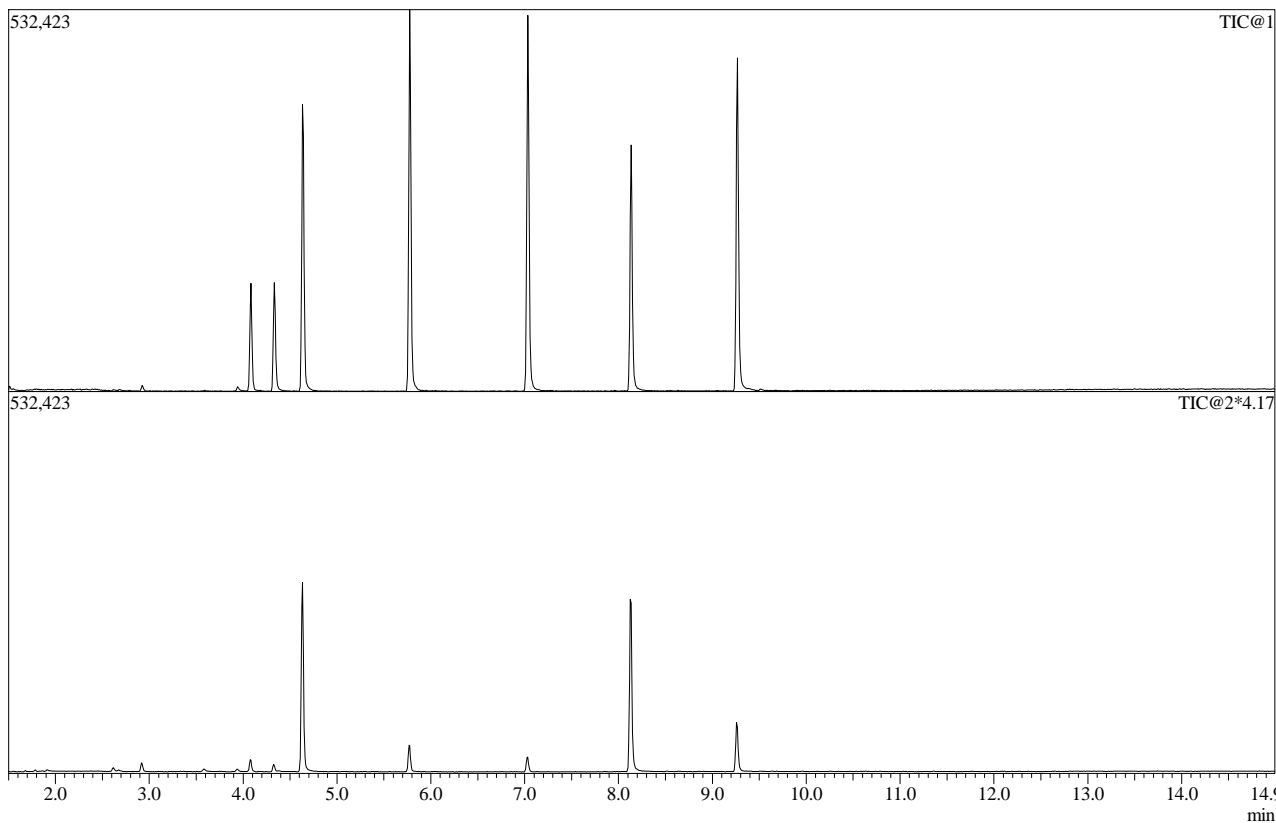
Surrogate

ID#	Name	Mass	Time	Area	Conc.
37	1,2-Dichloroethane-d4	65.00	4.33	73417	48.12
53	Toluene-d8	98.00	5.78	338493	47.07
74	Bromofluorobenzene	95.00	8.13	145650	52.81

Target

ID#	Name	Mass	Time	Area	Conc.
2	Dichlorodifluoromethane	85.00	-	---	N.D.(Peak)
3	Chloromethane	50.00	-	---	N.D.(Peak)
4	Vinyl Chloride	62.00	-	---	N.D.(Peak)
5	Bromomethane	94.00	-	---	N.D.(Peak)
6	Chloroethane	64.00	-	---	N.D.(Peak)
7	Trichlorofluoromethane	101.00	-	---	N.D.(Peak)
8	Diethyl Ether	59.00	-	---	N.D.(Peak)
9	Acrolein	56.00	-	---	N.D.(Peak)
10	1,1,2-Trichlorotrifluoroethane	101.00	-	---	N.D.(Peak)
11	1,1-Dichloroethene	61.00	-	---	N.D.(Peak)
12	Acetone	43.00	2.62	1808	2.02
13	Idomethane	142.00	-	---	N.D.(Peak)
14	Carbon Disulfide	76.00	-	---	N.D.(Peak)
15	Acetonitrile	41.00	-	---	N.D.(Peak)
16	Methyl Acetate	43.00	-	---	N.D.(Peak)
17	Allyl Chloride(3-Chloroprene)	41.00	-	---	N.D.(Peak)
18	Methylene Chloride	49.00	2.93	3788	0.17
19	Acrylonitrile	53.00	-	---	N.D.(Peak)
20	MTBE	73.00	-	---	N.D.(Peak)
21	trans-1,2-Dichloroethene	61.00	-	---	N.D.(Peak)
22	Vinyl Acetate	43.00	-	---	N.D.(Peak)
23	1,1-Dichloroethane	63.00	-	---	N.D.(Peak)
24	2-Butanone(MEK)	43.00	-	---	N.D.(Peak)
25	Ethyl Acetate	45.00	-	---	N.D.(Peak)
26	cis-1,2-Dichloroethene	61.00	-	---	N.D.(Peak)
27	2,2-Dichloropropane	77.00	-	---	N.D.(Peak)
28	Propionitrile(Ethyl cyanide)	54.00	-	---	N.D.(Peak)
29	Methacrylonitrile	41.00	-	---	N.D.(Ref)
30	Bromochloromethane	49.00	-	---	N.D.(Peak)
31	Tetrahydrofuran	42.00	-	---	N.D.
32	Chloroform	83.00	-	---	N.D.(Peak)
33	1,1,1-Trichloroethane	97.00	-	---	N.D.(Peak)
34	Cyclohexane	56.00	-	---	N.D.(Peak)
35	1,1-Dichloropropene	75.00	-	---	N.D.(Peak)
36	Carbon tetrachloride	117.00	-	---	N.D.(Peak)
38	Benzene	78.00	-	---	N.D.(Peak)
39	1,2-Dichloroethane	62.00	-	---	N.D.(Peak)
40	Trichloroethene	95.00	-	---	N.D.(Peak)
41	1,2-Dichloropropane	63.00	-	---	N.D.(Peak)
42	Methyl Cyclohexane	83.00	-	---	N.D.(Peak)
43	Dibromomethane	93.00	-	---	N.D.(Peak)
44	Bromodichloromethane	83.00	-	---	N.D.(Peak)
45	2-Nitropropane	43.00	-	---	N.D.(Peak)
46	2-Chloroethylvinyl ether	63.00	-	---	N.D.(Peak)
47	cis-1,3-Dichloropropene	75.00	-	---	N.D.(Peak)
48	4-Methyl-2-Pentanone(MIBK)	43.00	-	---	N.D.(Ref)
49	trans-1,3-Dichloropropene	75.00	-	---	N.D.(Peak)
50	1,1,2-Trichloroethane	97.00	-	---	N.D.(Peak)
52	1,4-Dioxane	88.00	-	---	N.D.(Peak)
54	Toluene	91.00	-	---	N.D.(Peak)
55	Ethyl Methacrylate	69.00	-	---	N.D.(Peak)

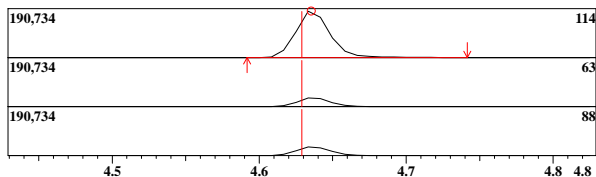
ID#	Name	Mass	Time	Area	Conc.
56	Tetrachloroethene	166.00	-	---	N.D.(Peak)
57	1,3-Dichloropropane	76.00	-	---	N.D.(Peak)
58	2-Hexanone(MBK)	43.00	-	---	N.D.(Peak)
59	Dibromochloromethane	127.00	-	---	N.D.(Peak)
60	1,2-Dibromoethane	107.00	-	---	N.D.(Peak)
61	Chlorobenzene	112.00	-	---	N.D.(Peak)
62	1,1,1,2-Tetrachloroethane	131.00	-	---	N.D.(Peak)
63	Ethylbenzene	91.00	-	---	N.D.(Peak)
64	Xylene-mp	91.00	-	---	N.D.(Peak)
65	Xylene-o	91.00	-	---	N.D.(Peak)
66	Styrene	104.00	-	---	N.D.(Peak)
67	Bromoform	173.00	-	---	N.D.(Peak)
68	Cyclohexanone	55.00	-	---	N.D.(Peak)
69	1,1,2,2-Tetrachloroethane	83.00	-	---	N.D.(Peak)
70	1,2,3-Trichloropropane	75.00	-	---	N.D.
72	Isopropylbenzene	105.00	-	---	N.D.(Peak)
73	Trans-1,4-Dichloro-2-butene	53.00	-	---	N.D.(Peak)
75	Bromobenzene	77.00	-	---	N.D.(Ref)
76	n-Propylbenzene	91.00	-	---	N.D.(Peak)
77	2-Chlorotoluene	91.00	-	---	N.D.(Peak)
78	1,3,5-Trimethylbenzene	105.00	-	---	N.D.(Peak)
79	4-Chlorotoluene	91.00	-	---	N.D.(Peak)
80	tert-Butylbenzene	119.00	-	---	N.D.(Peak)
81	1,2,4-Trimethylbenzene	105.00	-	---	N.D.(Peak)
82	sec-Butylbenzene	105.00	-	---	N.D.(Peak)
83	1,3-Dichlorobenzene	146.00	-	---	N.D.(Peak)
84	p-iso-Propyltoluene	119.00	-	---	N.D.(Peak)
85	1,4-Dichlorobenzene	146.00	-	---	N.D.(Peak)
86	n-Butylbenzene	91.00	-	---	N.D.(Peak)
87	1,2-Dichlorobenzene	146.00	-	---	N.D.(Peak)
88	1,2-Dibromo-3-chloropropane	75.00	-	---	N.D.(Peak)
89	1,2,4-Trichlorobenzene	180.00	-	---	N.D.(Peak)
90	Hexachlorobutadiene	225.00	-	---	N.D.(Peak)
91	Naphthalene	128.00	-	---	N.D.(Peak)
92	1,2,3-Trichlorobenzene	180.00	-	---	N.D.(Peak)



ID#:1 Name:1,4-Difluorobenzene (IS) Type:ISTD No Manual Integration

Mass:114.00 R.T:4.635 Area:299038 Conc:50.00000ppm

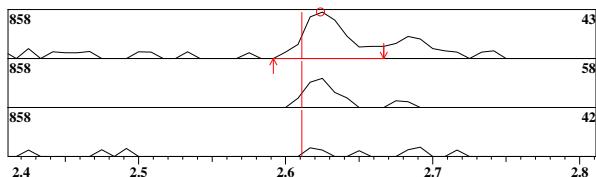
#	m/z	Area	Ratio	Reference
1	63.00	15739	19.15	23.00
2	88.00	15960	19.42	20.00



ID#:12 Name:Acetone Type:Target No Manual Integration

Mass:43.00 R.T:2.624 Area:1808 Conc:2.02323ppm

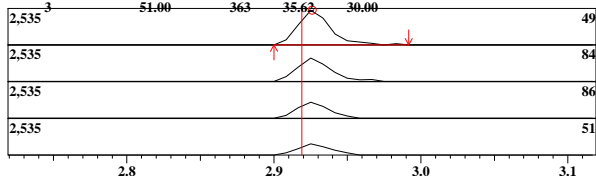
#	m/z	Area	Ratio	Reference
1	58.00	223	49.01	30.00
2	42.00	53	11.65	10.00



ID#:18 Name:Methylene Chloride Type:Target No Manual Integration

Mass:49.00 R.T:2.926 Area:3788 Conc:0.17137ppm

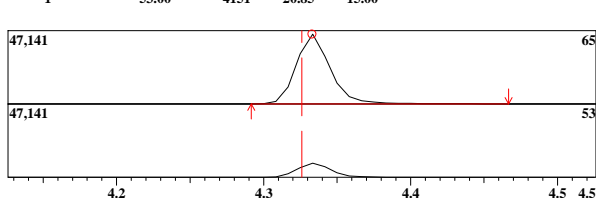
#	m/z	Area	Ratio	Reference
1	84.00	722	70.85	64.00
2	86.00	490	48.09	40.00
3	51.00	363	35.62	30.00



ID#:37 Name:1,2-Dichloroethane-d4 Type:Surrogate/SMC No Manual Integration

Mass:65.00 R.T:4.333 Area:73417 Conc:48.11933ppb

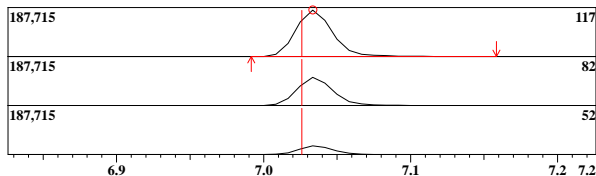
#	m/z	Area	Ratio	Reference
1	53.00	4151	20.85	15.00



ID#:51 Name:Chlorobenzene-d5 (IS) Type:ISTD No Manual Integration

Mass:117.00 R.T:7.034 Area:314567 Conc:50.00000ppb

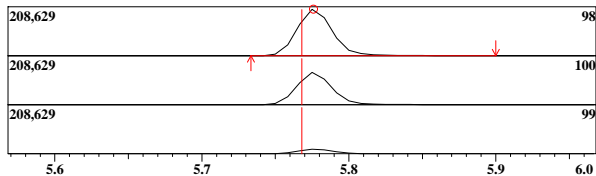
#	m/z	Area	Ratio	Reference
1	82.00	51618	59.96	60.00
2	52.00	15781	18.33	30.00



ID#:53 Name:Toluene-d8 Type:Surrogate/SMC No Manual Integration


Mass:98.00 R.T:5.776 Area:338493 Conc:47.06606ppb

#	m/z	Area	Ratio	Reference
1	100.00	64519	69.31	70.00
2	99.00	9344	10.04	10.00




ID#:1 R.Time:4.633(Scan#:753)

MassPeaks:64
RawMode:Averaged 4.608-4.658(747-759)
BG Mode:None Group 1 - Event 1 Scan




ID#:12 R.Time:2.617(Scan#:269)

MassPeaks:26
RawMode:Averaged 2.600-2.650(265-277)
BG Mode:None Group 1 - Event 1 Scan




ID#:18 R.Time:2.925(Scan#:343)

MassPeaks:27
RawMode:Averaged 2.900-2.950(337-349)
BG Mode:None Group 1 - Event 1 Scan



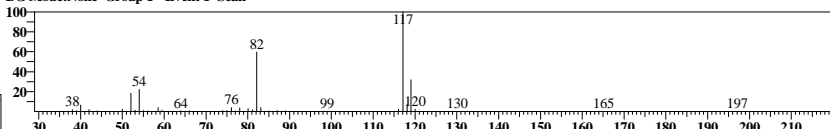
ID#:37 R.Time:4.333(Scan#:681)

MassPeaks:52
RawMode:Averaged 4.308-4.358(675-687)
BG Mode:None Group 1 - Event 1 Scan




ID#:51 R.Time:7.033(Scan#:1329)

MassPeaks:70
RawMode:Averaged 7.008-7.058(1323-1335)
BG Mode:None Group 1 - Event 1 Scan



ID#:53 R.Time:5.775(Scan#:1027)

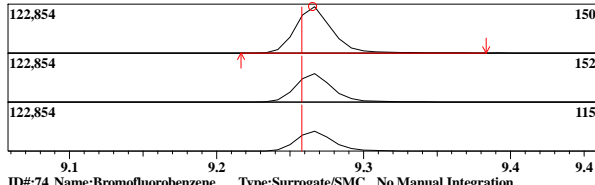
MassPeaks:69
RawMode:Averaged 5.750-5.800(1021-1033)
BG Mode:None Group 1 - Event 1 Scan



ID#:71 Name:1,4-Dichlorobenzene-d4 (IS) Type:ISTD No Manual Integration

Mass:150.00 R.T:9.265 Area:202800 Conc:50.00000ppb

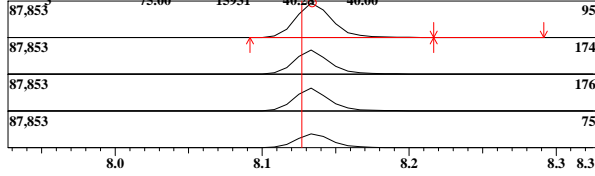
#	m/z	Area	Ratio	Reference
1	152.00	34669	62.35	40.00
2	115.00	24155	43.44	25.00



ID#:74 Name:Bromofluorobenzene Type:Surrogate/SMC No Manual Integration

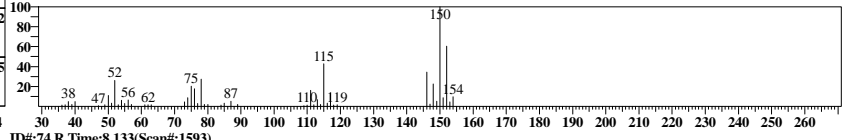
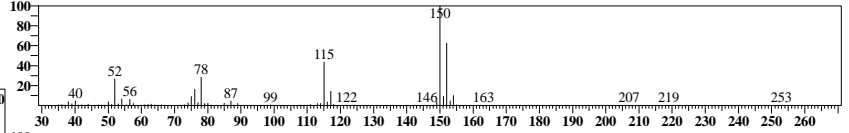
Mass:95.00 R.T:8.134 Area:145650 Conc:52.80726ppb

#	m/z	Area	Ratio	Reference
1	174.00	26838	67.86	50.00
2	176.00	25156	63.61	50.00
3	75.00	15931	40.28	40.00



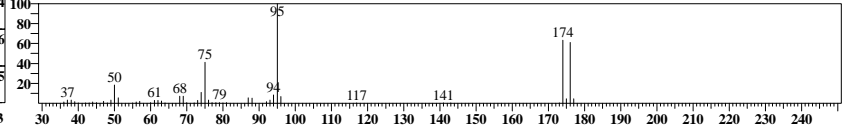
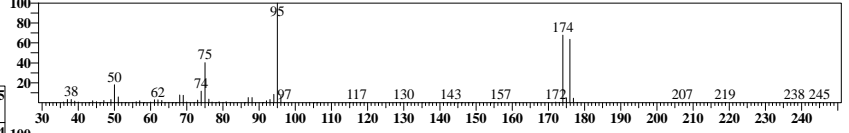
ID#:71 R.Time:9.267(Scan#:1865)

MassPeaks:86
RawMode:Averaged 9.242-9.292(1859-1871)
BG Mode:None Group 1 - Event 1 Scan



ID#:74 R.Time:8.133(Scan#:1593)

MassPeaks:89
RawMode:Averaged 8.108-8.158(1587-1599)
BG Mode:None Group 1 - Event 1 Scan



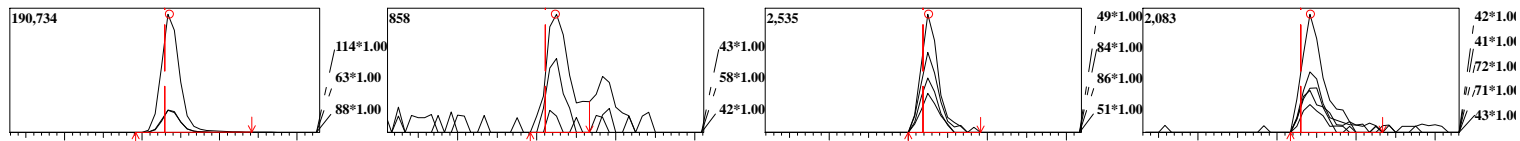
Before Manual Integrations

Analyst: AS
Method: 8260C
Sample ID: J2200963007
Date: 1/21/2022
Time: 12:33:09
Dilution: 5

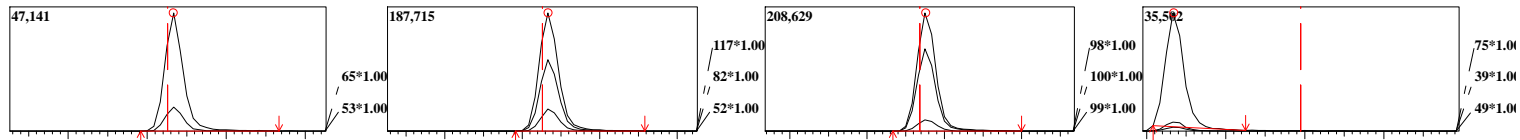
Instr: J1A Trace Number:
Batch:3203

Data File: C:\GCMSsolution\Data\220121_BEFORES\220121A011.qgd
Method File: C:\GCMSsolution\Data\8260-W-220110A.qgm
Sample Name: J2200963007 5XF

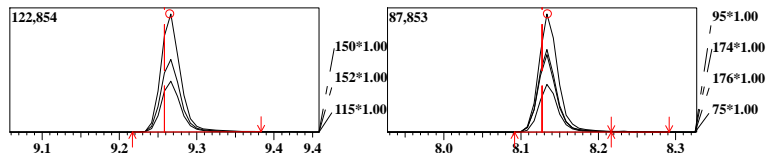
ID#:1	Name:1,4-Difluorobenzene (IS)	ID#:12	Name:Acetone	ID#:18	Name:Methylene Chloride	ID#:31	Name:Tetrahydrofuran				
Mass:114.00	Type:ISTD	Mass:43.00	Type:Target	Mass:49.00	Type:Target	Mass:42.00	Type:Target				
R.T:4.635	Area:299038	Conc:50.00000ppm	R.T:2.624	Area:1808	Conc:10.11613ppm	R.T:2.926	Area:3788	Conc:0.85685ppm	R.T:3.943	Area:4108	Conc:0.00000ppm



ID#:37	Name:1,2-Dichloroethane-d4	ID#:51	Name:Chlorobenzene-d5 (IS)	ID#:53	Name:Toluene-d8	ID#:70	Name:1,2,3-Trichloropropane				
Mass:65.00	Type:Surrogate/SMC	Mass:117.00	Type:ISTD	Mass:98.00	Type:Surrogate/SMC	Mass:75.00	Type:Target				
R.T:4.333	Area:73417	Conc:240.59667ppb	R.T:7.034	Area:314567	Conc:50.00000ppb	R.T:5.776	Area:338493	Conc:235.33029ppb	R.T:8.134	Area:52101	Conc:106.15345ppb



ID#:71	Name:1,4-Dichlorobenzene-d4 (IS)	ID#:74	Name:Bromofluorobenzene		
Mass:150.00	Type:ISTD	Mass:95.00	Type:Surrogate/SMC		
R.T:9.265	Area:202800	Conc:50.00000ppb	R.T:8.134	Area:145650	Conc:264.03631ppb





Advanced Environmental Laboratories, Inc.

Volatile Analysis Results

FORM 1

SW-846 8260C

SDG No.: J2200963

Client: Environmental Chemical Corporation (ECC)

Sample ID:	J2200963008		Client ID:	RSA306-2344-A1004			
Date Collected:	1/19/2022		File ID:	220121A012.qgd			
Date Analyzed:	1/21/2022	12:57	Matrix:	WATER			
Date Prepared:	1/21/2022	08:53	Instrument ID:	J1A			
Dilution:	1		Analytical Run ID:	220121A-8260			
Sample Wt/Vol:	5.00	mL	% Moisture:	100			
Final Vol:	5000	uL	Lims Prep Batch:	3202			
Prep Method:	SW-846 5030B		Lims Analytical Batch:	3203			

Parameter	CAS Number	Results	Q	DL	LOD	LOQ	Units
Benzene	71-43-2	0.50	U	0.25	0.50	1.0	ug/L

** This analyte is reported as not certified. The LOQ listed on the report is the low point of the calibration curve. The MDL and LOD values are set to the LOQ at this time.

Analyst: AS Instrument: J1A Trace Number:
Method: 8260C Batch:3203

Sample ID: J2200963008

Data File: C:\GCMSsolution\Data\220121A012.qgd

Date: 1/21/2022

Method File: C:\GCMSsolution\Data\8260-W-220110A.qgm

Time: 12:57:24

Sample Name: J2200963008

Dilution: 1

Internal Standard

ID#	Name	Mass	Time	Area	Conc.
1	1,4-Difluorobenzene (IS)	114.00	4.64	296814	50.00
51	Chlorobenzene-d5 (IS)	117.00	7.03	308521	50.00
71	1,4-Dichlorobenzene-d4 (IS)	150.00	9.27	195306	50.00

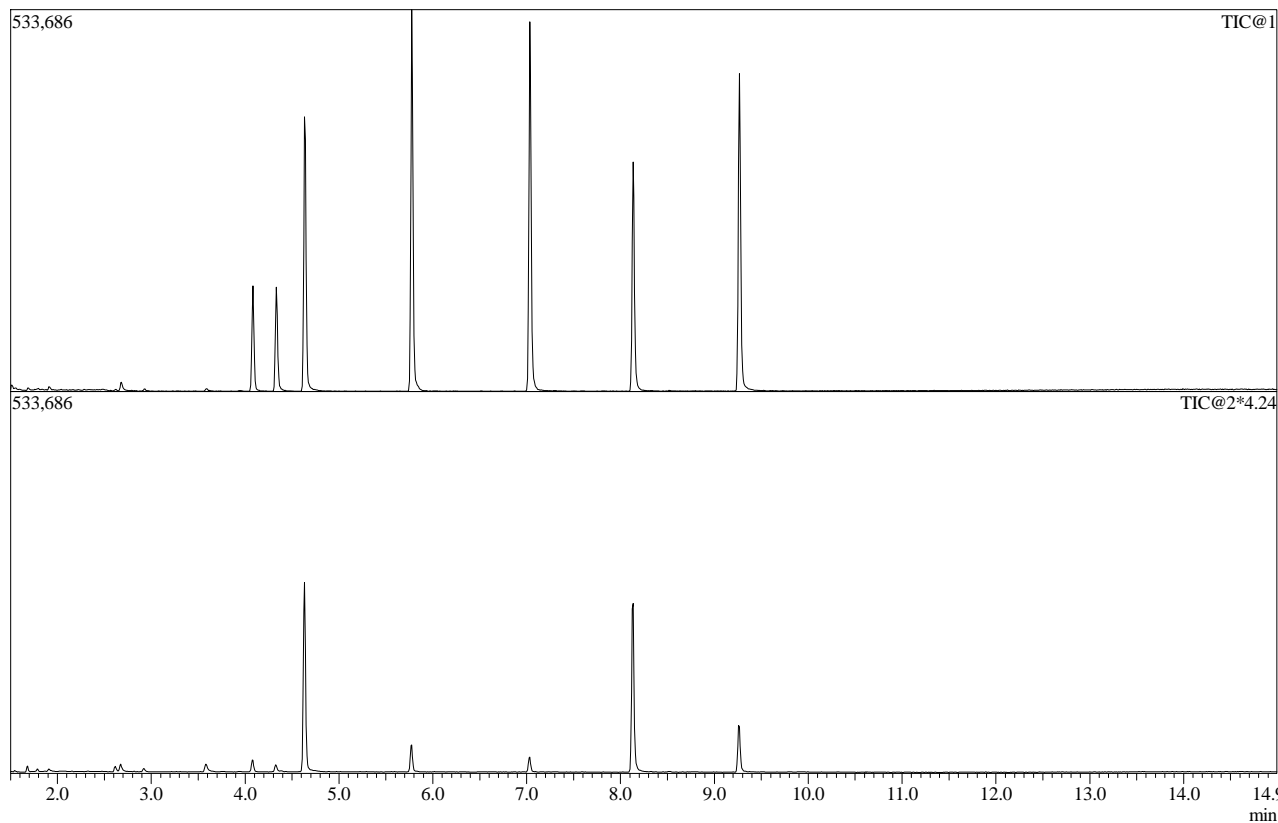
Surrogate

ID#	Name	Mass	Time	Area	Conc.
37	1,2-Dichloroethane-d4	65.00	4.33	71682	47.33
53	Toluene-d8	98.00	5.78	328751	46.61
74	Bromofluorobenzene	95.00	8.14	141854	53.40

Target

ID#	Name	Mass	Time	Area	Conc.
2	Dichlorodifluoromethane	85.00	-	---	N.D.(Peak)
3	Chloromethane	50.00	-	---	N.D.(Peak)
4	Vinyl Chloride	62.00	-	---	N.D.(Peak)
5	Bromomethane	94.00	-	---	N.D.(Peak)
6	Chloroethane	64.00	-	---	N.D.(Peak)
7	Trichlorofluoromethane	101.00	-	---	N.D.(Peak)
8	Diethyl Ether	59.00	-	---	N.D.(Peak)
9	Acrolein	56.00	-	---	N.D.(Peak)
10	1,1,2-Trichlorotrifluoroethane	101.00	-	---	N.D.(Peak)
11	1,1-Dichloroethene	61.00	-	---	N.D.(Peak)
12	Acetone	43.00	2.62	2003	2.34
13	Idomethane	142.00	-	---	N.D.(Peak)
14	Carbon Disulfide	76.00	-	---	N.D.(Peak)
15	Acetonitrile	41.00	-	---	N.D.(Ref)
16	Methyl Acetate	43.00	-	---	N.D.(Ref)
17	Allyl Chloride(3-Chloroprene)	41.00	-	---	N.D.(Ref)
18	Methylene Chloride	49.00	-	---	N.D.
19	Acrylonitrile	53.00	-	---	N.D.(Peak)
20	MTBE	73.00	-	---	N.D.(Peak)
21	trans-1,2-Dichloroethene	61.00	-	---	N.D.(Peak)
22	Vinyl Acetate	43.00	-	---	N.D.(Peak)
23	1,1-Dichloroethane	63.00	-	---	N.D.(Peak)
24	2-Butanone(MEK)	43.00	-	---	N.D.(Peak)
25	Ethyl Acetate	45.00	-	---	N.D.(Ref)
26	cis-1,2-Dichloroethene	61.00	-	---	N.D.(Peak)
27	2,2-Dichloropropane	77.00	-	---	N.D.(Peak)
28	Propionitrile(Ethyl cyanide)	54.00	-	---	N.D.(Peak)
29	Methacrylonitrile	41.00	-	---	N.D.(Peak)
30	Bromochloromethane	49.00	-	---	N.D.(Peak)
31	Tetrahydrofuran	42.00	-	---	N.D.(Peak)
32	Chloroform	83.00	-	---	N.D.(Peak)
33	1,1,1-Trichloroethane	97.00	-	---	N.D.(Peak)
34	Cyclohexane	56.00	-	---	N.D.(Peak)
35	1,1-Dichloropropene	75.00	-	---	N.D.(Peak)
36	Carbon tetrachloride	117.00	-	---	N.D.(Peak)
38	Benzene	78.00	-	---	N.D.(Peak)
39	1,2-Dichloroethane	62.00	-	---	N.D.(Peak)
40	Trichloroethene	95.00	-	---	N.D.(Peak)
41	1,2-Dichloropropane	63.00	-	---	N.D.(Peak)
42	Methyl Cyclohexane	83.00	-	---	N.D.(Peak)
43	Dibromomethane	93.00	-	---	N.D.(Peak)
44	Bromodichloromethane	83.00	-	---	N.D.(Peak)
45	2-Nitropropane	43.00	-	---	N.D.(Peak)
46	2-Chloroethylvinyl ether	63.00	-	---	N.D.(Peak)
47	cis-1,3-Dichloropropene	75.00	-	---	N.D.(Peak)
48	4-Methyl-2-Pentanone(MIBK)	43.00	-	---	N.D.(Ref)
49	trans-1,3-Dichloropropene	75.00	-	---	N.D.(Peak)
50	1,1,2-Trichloroethane	97.00	-	---	N.D.(Peak)
52	1,4-Dioxane	88.00	-	---	N.D.(Peak)
54	Toluene	91.00	-	---	N.D.
55	Ethyl Methacrylate	69.00	-	---	N.D.(Peak)

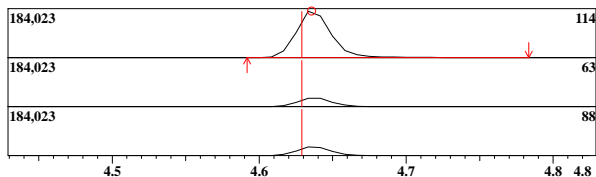
ID#	Name	Mass	Time	Area	Conc.
56	Tetrachloroethene	166.00	-	---	N.D.(Peak)
57	1,3-Dichloropropane	76.00	-	---	N.D.(Peak)
58	2-Hexanone(MBK)	43.00	-	---	N.D.(Peak)
59	Dibromochloromethane	127.00	-	---	N.D.(Peak)
60	1,2-Dibromoethane	107.00	-	---	N.D.(Peak)
61	Chlorobenzene	112.00	-	---	N.D.(Peak)
62	1,1,1,2-Tetrachloroethane	131.00	-	---	N.D.(Peak)
63	Ethylbenzene	91.00	-	---	N.D.(Peak)
64	Xylene-mp	91.00	-	---	N.D.(Peak)
65	Xylene-o	91.00	-	---	N.D.(Peak)
66	Styrene	104.00	-	---	N.D.(Peak)
67	Bromoform	173.00	-	---	N.D.(Peak)
68	Cyclohexanone	55.00	-	---	N.D.(Peak)
69	1,1,2,2-Tetrachloroethane	83.00	-	---	N.D.(Peak)
70	1,2,3-Trichloropropane	75.00	-	---	N.D.
72	Isopropylbenzene	105.00	-	---	N.D.(Peak)
73	Trans-1,4-Dichloro-2-butene	53.00	-	---	N.D.(Peak)
75	Bromobenzene	77.00	-	---	N.D.(Ref)
76	n-Propylbenzene	91.00	-	---	N.D.(Peak)
77	2-Chlorotoluene	91.00	-	---	N.D.(Peak)
78	1,3,5-Trimethylbenzene	105.00	-	---	N.D.(Peak)
79	4-Chlorotoluene	91.00	-	---	N.D.(Peak)
80	tert-Butylbenzene	119.00	-	---	N.D.(Peak)
81	1,2,4-Trimethylbenzene	105.00	-	---	N.D.(Peak)
82	sec-Butylbenzene	105.00	-	---	N.D.(Peak)
83	1,3-Dichlorobenzene	146.00	-	---	N.D.(Peak)
84	p-iso-Propyltoluene	119.00	-	---	N.D.(Peak)
85	1,4-Dichlorobenzene	146.00	-	---	N.D.(Peak)
86	n-Butylbenzene	91.00	-	---	N.D.(Peak)
87	1,2-Dichlorobenzene	146.00	-	---	N.D.(Peak)
88	1,2-Dibromo-3-chloropropane	75.00	-	---	N.D.(Peak)
89	1,2,4-Trichlorobenzene	180.00	-	---	N.D.(Peak)
90	Hexachlorobutadiene	225.00	-	---	N.D.(Peak)
91	Naphthalene	128.00	-	---	N.D.(Peak)
92	1,2,3-Trichlorobenzene	180.00	-	---	N.D.(Peak)



ID#:1 Name:1,4-Difluorobenzene (IS) Type:ISTD No Manual Integration

Mass:114.00 R.T:4.636 Area:296814 Conc:50.00000ppm

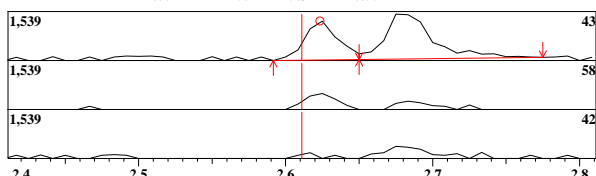
#	m/z	Area	Ratio	Reference
1	63.00	15256	18.94	23.00
2	88.00	15699	19.49	20.00



ID#:12 Name:Acetone Type:Target No Manual Integration

Mass:43.00 R.T:2.623 Area:2003 Conc:2.33599ppm

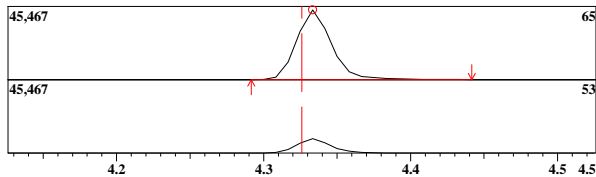
#	m/z	Area	Ratio	Reference
1	58.00	226	38.37	30.00
2	42.00	55	9.34	10.00



ID#:37 Name:1,2-Dichloroethane-d4 Type:Surrogate/SMC No Manual Integration

Mass:65.00 R.T:4.333 Area:71682 Conc:47.33420ppb

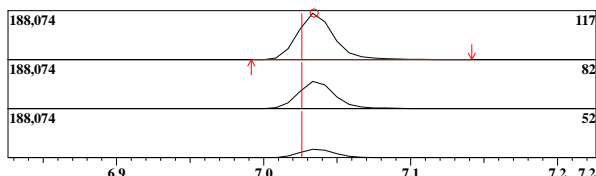
#	m/z	Area	Ratio	Reference
1	53.00	4081	20.73	15.00



ID#:51 Name:Chlorobenzene-d5 (IS) Type:ISTD No Manual Integration

Mass:117.00 R.T:7.034 Area:308521 Conc:50.00000ppb

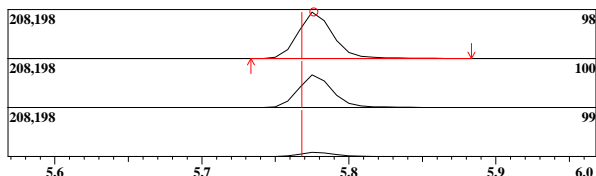
#	m/z	Area	Ratio	Reference
1	82.00	50291	59.68	60.00
2	52.00	15694	18.63	30.00



ID#:53 Name:Toluene-d8 Type:Surrogate/SMC No Manual Integration

Mass:98.00 R.T:5.776 Area:328751 Conc:46.60727ppb

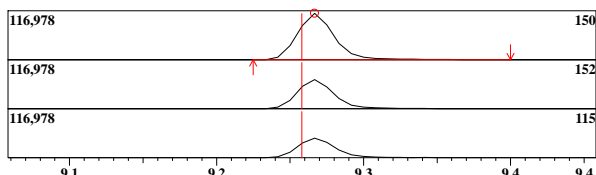
#	m/z	Area	Ratio	Reference
1	100.00	63020	69.82	70.00
2	99.00	8896	9.86	10.00



ID#:71 Name:1,4-Dichlorobenzene-d4 (IS) Type:ISTD No Manual Integration

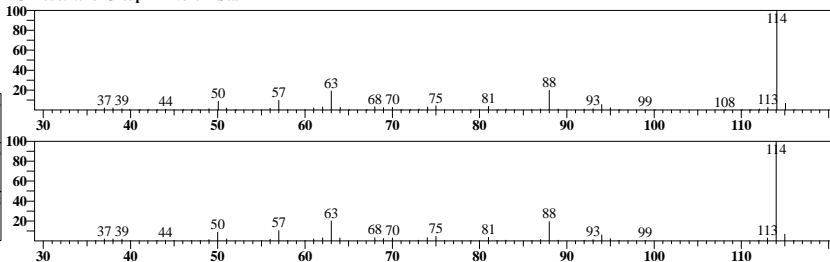
Mass:150.00 R.T:9.267 Area:195306 Conc:50.00000ppb

#	m/z	Area	Ratio	Reference
1	152.00	33491	63.05	40.00
2	115.00	23087	43.46	25.00




ID#:1 R.Time:4.633(Scan#:753)

MassPeaks:62
RawMode:Averaged 4.608-4.658(747-759)
BG Mode:None Group 1 - Event 1 Scan



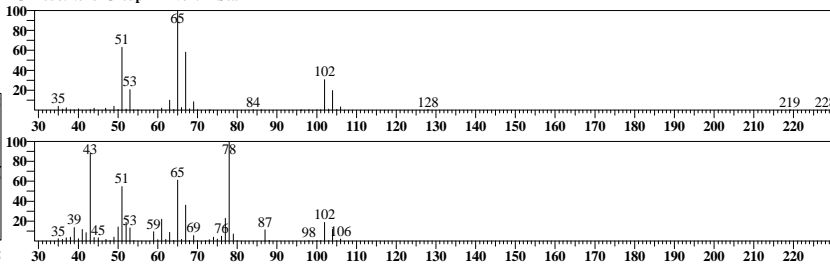
ID#:12 R.Time:2.625(Scan#:271)

MassPeaks:15
RawMode:Averaged 2.600-2.650(265-277)
BG Mode:None Group 1 - Event 1 Scan



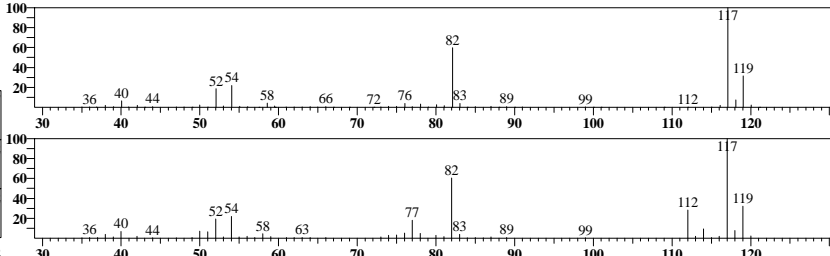
ID#:37 R.Time:4.333(Scan#:681)

MassPeaks:41
RawMode:Averaged 4.308-4.358(675-687)
BG Mode:None Group 1 - Event 1 Scan



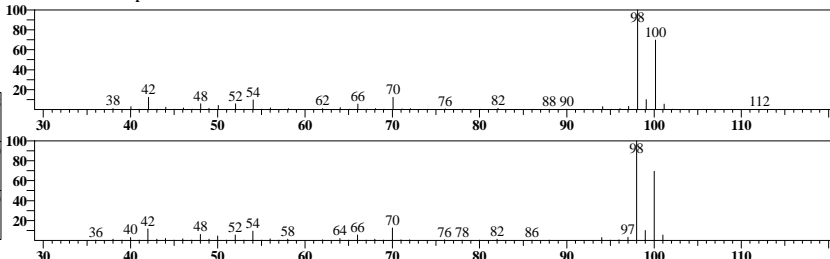
ID#:51 R.Time:7.033(Scan#:1329)

MassPeaks:63
RawMode:Averaged 7.008-7.058(1323-1335)
BG Mode:None Group 1 - Event 1 Scan




ID#:53 R.Time:5.775(Scan#:1027)

MassPeaks:62
RawMode:Averaged 5.750-5.800(1021-1033)
BG Mode:None Group 1 - Event 1 Scan



ID#:71 R.Time:9.267(Scan#:1865)

MassPeaks:75
RawMode:Averaged 9.242-9.292(1859-1871)
BG Mode:None Group 1 - Event 1 Scan



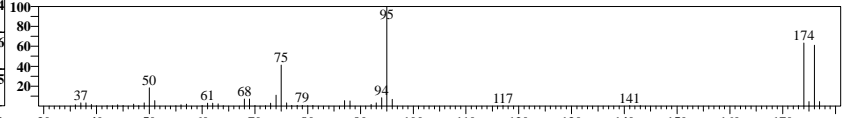
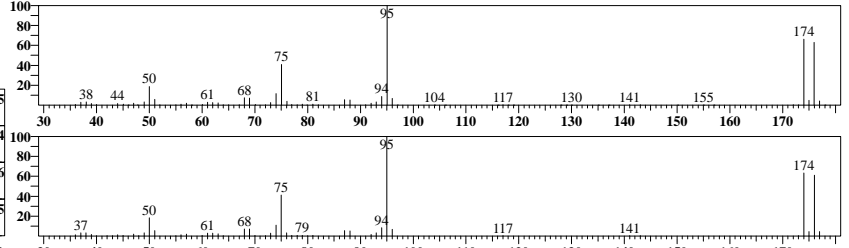
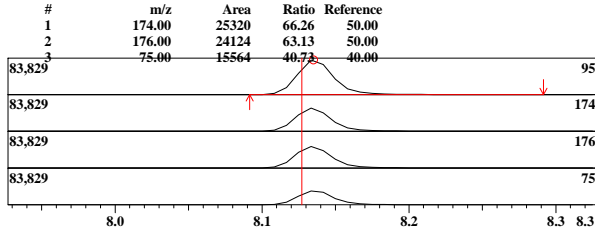
MassPeaks:71

RawMode:Averaged 8.108-8.158(1587-1599)

BG Mode:None Group 1 - Event 1 Scan

Mass:95.00 R.T:8.135 Area:141854 Conc:53.40441ppb

Event:1:Scan SI:99



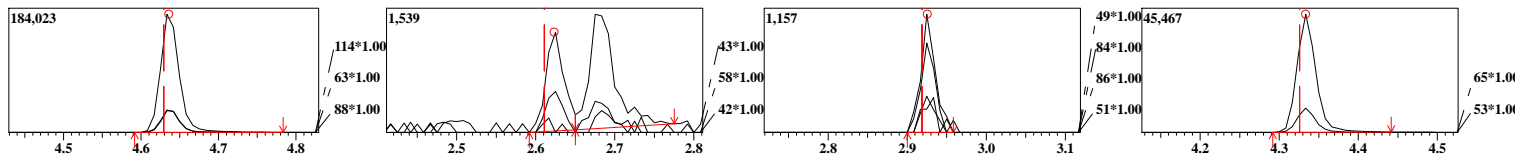
Before Manual Integrations

Analyst: AS
Method: 8260C
Sample ID: J2200963008
Date: 1/21/2022
Time: 12:57:24
Dilution: 1

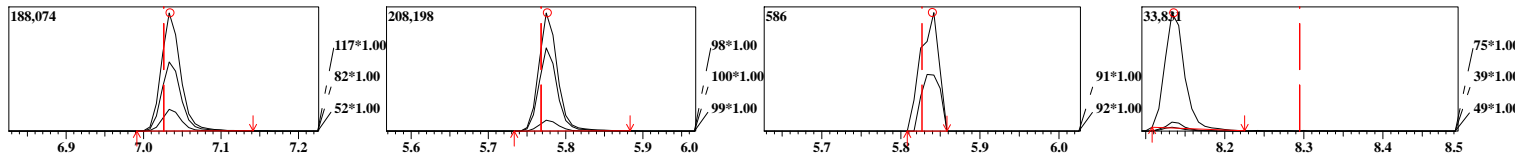
Instr: J1A
Trace Number:
Batch:3203

Data File: C:\GCMSsolution\Data\220121_BEFORES\220121A012.qgd
Method File: C:\GCMSsolution\Data\8260-W-220110A.qgm
Sample Name: J2200963008

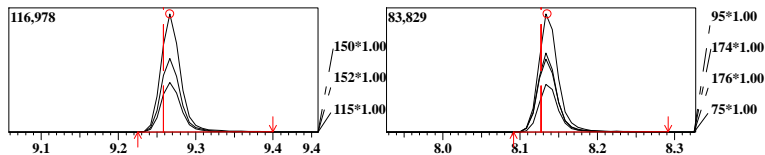
ID#:1 Mass:114.00 R.T:4.636 Area:296814 Conc:50.00000ppm	Name:1,4-Difluorobenzene (IS) Type:ISTD	ID#:12 Mass:43.00 R.T:2.623 Area:2003 Conc:2.33599ppm	Name:Acetone Type:Target	ID#:18 Mass:49.00 R.T:2.926 Area:1436 Conc:-0.30698ppm	Name:Methylene Chloride Type:Target	ID#:37 Mass:65.00 R.T:4.333 Area:71682 Conc:47.33420ppb	Name:1,2-Dichloroethane-d4 Type:Surrogate/SMC
--	--	---	-----------------------------	--	--	---	--



ID#:51 Mass:117.00 R.T:7.034 Area:308521 Conc:50.00000ppb	Name:Chlorobenzene-d5 (IS) Type:ISTD	ID#:53 Mass:98.00 R.T:5.776 Area:328751 Conc:46.60727ppb	Name:Toluene-d8 Type:Surrogate/SMC	ID#:54 Mass:91.00 R.T:5.840 Area:904 Conc:0.07007ppb	Name:Toluene Type:Target	ID#:70 Mass:75.00 R.T:8.136 Area:52958 Conc:22.02819ppb	Name:1,2,3-Trichloropropane Type:Target
---	---	--	---------------------------------------	--	-----------------------------	---	--



ID#:71 Mass:150.00 R.T:9.267 Area:195306 Conc:50.00000ppb	Name:1,4-Dichlorobenzene-d4 (IS) Type:ISTD	ID#:74 Mass:95.00 R.T:8.135 Area:141854 Conc:53.40441ppb	Name:Bromofluorobenzene Type:Surrogate/SMC
---	---	--	---





Advanced Environmental Laboratories, Inc.

Volatile Analysis Results

FORM 1

SW-846 8260C

SDG No.: J2200963

Client: Environmental Chemical Corporation (ECC)

Sample ID:	J2200963009		Client ID:	RSA306-A8011-ER	
Date Collected:	1/19/2022		File ID:	220121A013.qgd	
Date Analyzed:	1/21/2022	13:21	Matrix:	WATER	
Date Prepared:	1/21/2022	08:53	Instrument ID:	J1A	
Dilution:	1		Analytical Run ID:	220121A-8260	
Sample Wt/Vol:	5.00	mL	% Moisture:	100	
Final Vol:	5000	uL	Lims Prep Batch:	3202	
Prep Method:	SW-846 5030B		Lims Analytical Batch:	3203	

Parameter	CAS Number	Results	Q	DL	LOD	LOQ	Units
Benzene	71-43-2	1.0	J	0.25	0.50	1.0	ug/L

** This analyte is reported as not certified. The LOQ listed on the report is the low point of the calibration curve. The MDL and LOD values are set to the LOQ at this time.

Analyst: AS Instrument: J1A Trace Number:
Method: 8260C Batch:3203

Sample ID: J2200963009 Data File: C:\GCMSsolution\Data\220121A013.qgd

Date: 1/21/2022 Method File: C:\GCMSsolution\Data\8260-W-220110A.qgm

Time: 13:21:41 Sample Name: J2200963009

Dilution: 1

Internal Standard

ID#	Name	Mass	Time	Area	Conc.
1	1,4-Difluorobenzene (IS)	114.00	4.64	319096	50.00
51	Chlorobenzene-d5 (IS)	117.00	7.03	328192	50.00
71	1,4-Dichlorobenzene-d4 (IS)	150.00	9.27	201212	50.00

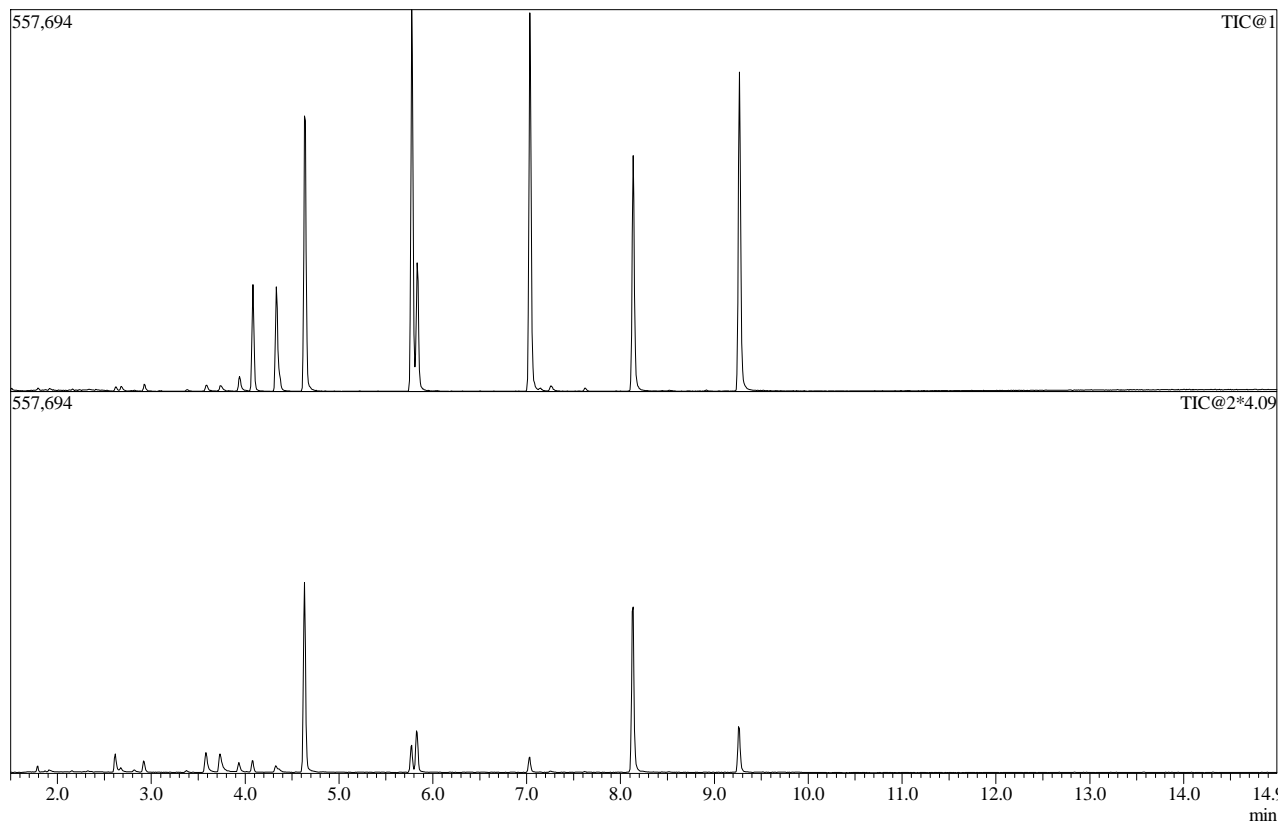
Surrogate

ID#	Name	Mass	Time	Area	Conc.
37	1,2-Dichloroethane-d4	65.00	4.33	75091	46.12
53	Toluene-d8	98.00	5.78	351945	46.90
74	Bromofluorobenzene	95.00	8.13	150310	54.93

Target

ID#	Name	Mass	Time	Area	Conc.
2	Dichlorodifluoromethane	85.00	-	---	N.D.(Peak)
3	Chloromethane	50.00	-	---	N.D.(Peak)
4	Vinyl Chloride	62.00	-	---	N.D.(Peak)
5	Bromomethane	94.00	-	---	N.D.(Peak)
6	Chloroethane	64.00	-	---	N.D.(Peak)
7	Trichlorofluoromethane	101.00	-	---	N.D.(Peak)
8	Diethyl Ether	59.00	-	---	N.D.(Peak)
9	Acrolein	56.00	-	---	N.D.(Peak)
10	1,1,2-Trichlorotrifluoroethane	101.00	-	---	N.D.(Peak)
11	1,1-Dichloroethene	61.00	-	---	N.D.(Peak)
12	Acetone	43.00	2.62	6910	8.97
13	Idomethane	142.00	-	---	N.D.(Peak)
14	Carbon Disulfide	76.00	-	---	N.D.(Peak)
15	Acetonitrile	41.00	-	---	N.D.(Ref)
16	Methyl Acetate	43.00	-	---	N.D.(Ref)
17	Allyl Chloride(3-Chloroprene)	41.00	-	---	N.D.(Ref)
18	Methylene Chloride	49.00	2.93	4900	0.34
19	Acrylonitrile	53.00	-	---	N.D.(Peak)
20	MTBE	73.00	-	---	N.D.(Peak)
21	trans-1,2-Dichloroethene	61.00	-	---	N.D.(Peak)
22	Vinyl Acetate	43.00	-	---	N.D.(Ref)
23	1,1-Dichloroethane	63.00	-	---	N.D.(Peak)
24	2-Butanone(MEK)	43.00	3.74	13743	3.68
25	Ethyl Acetate	45.00	-	---	N.D.(Ref)
26	cis-1,2-Dichloroethene	61.00	-	---	N.D.(Peak)
27	2,2-Dichloropropane	77.00	-	---	N.D.(Peak)
28	Propionitrile(Ethyl cyanide)	54.00	-	---	N.D.(Peak)
29	Methacrylonitrile	41.00	-	---	N.D.(Ref)
30	Bromochloromethane	49.00	-	---	N.D.(Peak)
31	Tetrahydrofuran	42.00	3.94	14722	12.22
32	Chloroform	83.00	-	---	N.D.(Peak)
33	1,1,1-Trichloroethane	97.00	-	---	N.D.(Peak)
34	Cyclohexane	56.00	-	---	N.D.(Peak)
35	1,1-Dichloropropene	75.00	-	---	N.D.(Peak)
36	Carbon tetrachloride	117.00	-	---	N.D.(Peak)
38	Benzene	78.00	4.37	14352	1.00
39	1,2-Dichloroethane	62.00	-	---	N.D.(Peak)
40	Trichloroethene	95.00	-	---	N.D.(Peak)
41	1,2-Dichloropropane	63.00	-	---	N.D.(Peak)
42	Methyl Cyclohexane	83.00	-	---	N.D.(Peak)
43	Dibromomethane	93.00	-	---	N.D.(Peak)
44	Bromodichloromethane	83.00	-	---	N.D.(Peak)
45	2-Nitropropane	43.00	-	---	N.D.(Peak)
46	2-Chloroethylvinyl ether	63.00	-	---	N.D.(Peak)
47	cis-1,3-Dichloropropene	75.00	-	---	N.D.(Peak)
48	4-Methyl-2-Pentanone(MIBK)	43.00	-	---	N.D.(Ref)
49	trans-1,3-Dichloropropene	75.00	-	---	N.D.(Peak)
50	1,1,2-Trichloroethane	97.00	-	---	N.D.(Peak)
52	1,4-Dioxane	88.00	-	---	N.D.(Peak)
54	Toluene	91.00	5.83	133038	9.69
55	Ethyl Methacrylate	69.00	-	---	N.D.(Peak)

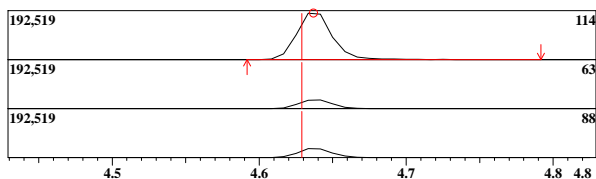
ID#	Name	Mass	Time	Area	Conc.
56	Tetrachloroethene	166.00	-	---	N.D.(Peak)
57	1,3-Dichloropropane	76.00	-	---	N.D.(Peak)
58	2-Hexanone(MBK)	43.00	-	---	N.D.(Peak)
59	Dibromochloromethane	127.00	-	---	N.D.(Peak)
60	1,2-Dibromoethane	107.00	-	---	N.D.(Peak)
61	Chlorobenzene	112.00	-	---	N.D.(Peak)
62	1,1,1,2-Tetrachloroethane	131.00	-	---	N.D.(Peak)
63	Ethylbenzene	91.00	7.15	2877	0.20
64	Xylene-mp	91.00	7.26	7041	0.58
65	Xylene-o	91.00	7.62	3721	0.31
66	Styrene	104.00	-	---	N.D.(Peak)
67	Bromoform	173.00	-	---	N.D.(Peak)
68	Cyclohexanone	55.00	-	---	N.D.(Peak)
69	1,1,2,2-Tetrachloroethane	83.00	-	---	N.D.(Peak)
70	1,2,3-Trichloropropane	75.00	-	---	N.D.
72	Isopropylbenzene	105.00	-	---	N.D.(Peak)
73	Trans-1,4-Dichloro-2-butene	53.00	-	---	N.D.(Peak)
75	Bromobenzene	77.00	-	---	N.D.(Ref)
76	n-Propylbenzene	91.00	-	---	N.D.(Peak)
77	2-Chlorotoluene	91.00	-	---	N.D.(Peak)
78	1,3,5-Trimethylbenzene	105.00	-	---	N.D.
79	4-Chlorotoluene	91.00	-	---	N.D.(Peak)
80	tert-Butylbenzene	119.00	-	---	N.D.(Peak)
81	1,2,4-Trimethylbenzene	105.00	8.91	1313	0.13
82	sec-Butylbenzene	105.00	-	---	N.D.(Ref)
83	1,3-Dichlorobenzene	146.00	-	---	N.D.(Peak)
84	p-iso-Propyltoluene	119.00	-	---	N.D.(Peak)
85	1,4-Dichlorobenzene	146.00	-	---	N.D.(Peak)
86	n-Butylbenzene	91.00	-	---	N.D.(Peak)
87	1,2-Dichlorobenzene	146.00	-	---	N.D.(Peak)
88	1,2-Dibromo-3-chloropropane	75.00	-	---	N.D.(Peak)
89	1,2,4-Trichlorobenzene	180.00	-	---	N.D.(Peak)
90	Hexachlorobutadiene	225.00	-	---	N.D.(Peak)
91	Naphthalene	128.00	-	---	N.D.(Peak)
92	1,2,3-Trichlorobenzene	180.00	-	---	N.D.(Peak)



ID#:1 Name:1,4-Difluorobenzene (IS) Type:ISTD No Manual Integration

Mass:114.00 R.T:4.637 Area:319096 Conc:50.00000ppm

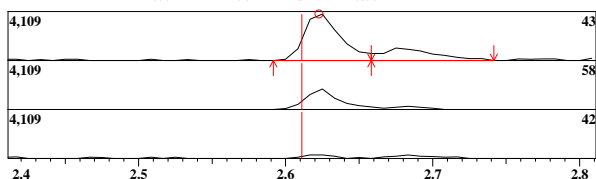
#	m/z	Area	Ratio	Reference
1	63.00	16326	18.81	23.00
2	88.00	16600	19.12	20.00



ID#:12 Name:Acetone Type:Target No Manual Integration

Mass:43.00 R.T:2.623 Area:6910 Conc:8.97481ppm

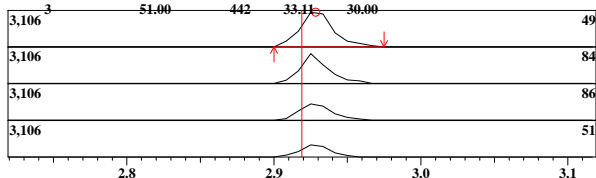
#	m/z	Area	Ratio	Reference
1	58.00	770	40.76	30.00
2	42.00	150	7.94	10.00



ID#:18 Name:Methylene Chloride Type:Target No Manual Integration

Mass:49.00 R.T:2.929 Area:4900 Conc:0.33564ppm

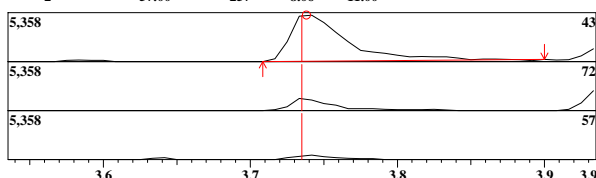
#	m/z	Area	Ratio	Reference
1	84.00	937	70.19	64.00
2	86.00	632	47.34	40.00
3	51.00	442	33.44	30.00



ID#:24 Name:2-Butanone(MEK) Type:Target No Manual Integration

Mass:43.00 R.T:3.738 Area:13743 Conc:3.68290ppm

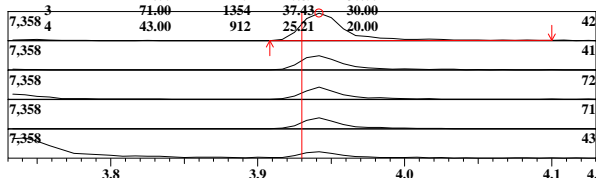
#	m/z	Area	Ratio	Reference
1	72.00	667	20.92	30.00
2	57.00	257	8.06	11.00



ID#:31 Name:Tetrahydrofuran Type:Target No Manual Integration

Mass:42.00 R.T:3.942 Area:14722 Conc:12.22074ppm

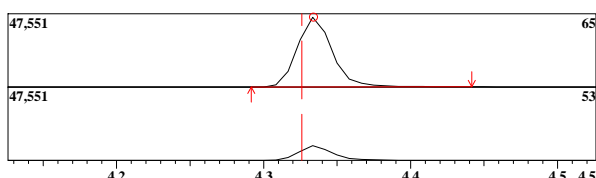
#	m/z	Area	Ratio	Reference
1	41.00	1897	52.45	50.00
2	72.00	1479	40.89	30.00
3	71.00	1354	37.43	30.00
4	43.00	912	25.21	20.00



ID#:37 Name:1,2-Dichloroethane-d4 Type:Surrogate/SMC No Manual Integration

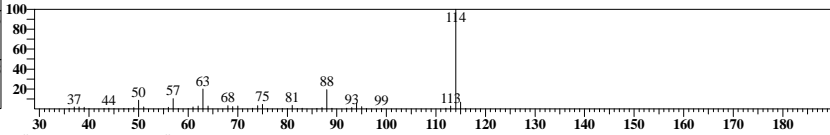
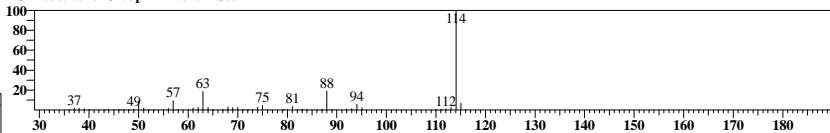
Mass:65.00 R.T:4.334 Area:75091 Conc:46.12282ppb

#	m/z	Area	Ratio	Reference
1	53.00	4293	20.79	15.00



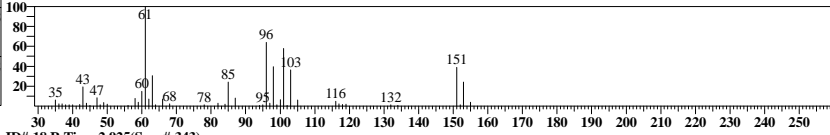
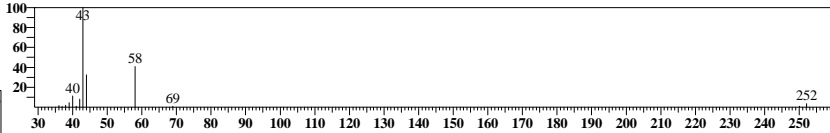
ID#:1 R.Time:4.633(Scan#:753)

MassPeaks:60
RawMode:Averaged 4.608-4.658(747-759)
BG Mode:None Group 1 - Event 1 Scan



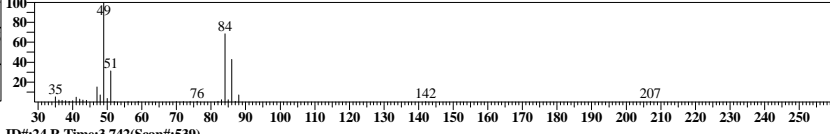
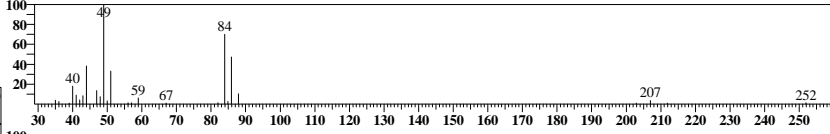
ID#:12 R.Time:2.625(Scan#:271)

MassPeaks:13
RawMode:Averaged 2.600-2.650(265-277)
BG Mode:None Group 1 - Event 1 Scan



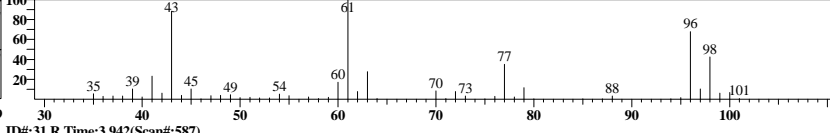
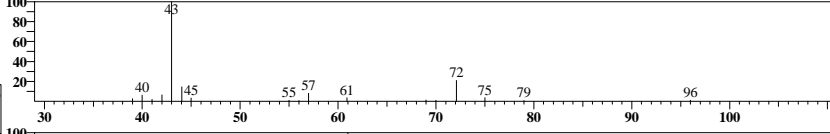
ID#:18 R.Time:2.925(Scan#:343)

MassPeaks:26
RawMode:Averaged 2.900-2.950(337-349)
BG Mode:None Group 1 - Event 1 Scan



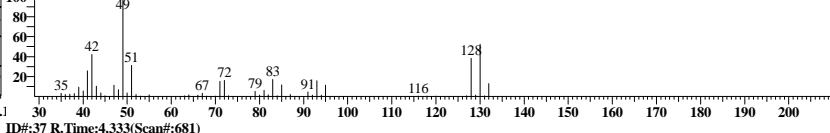
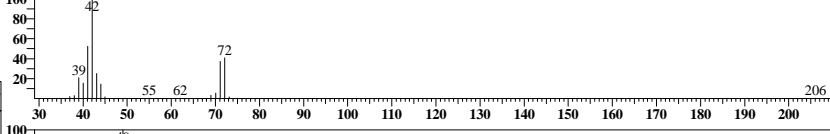
ID#:24 R.Time:3.742(Scan#:539)

MassPeaks:17
RawMode:Averaged 3.717-3.767(533-545)
BG Mode:None Group 1 - Event 1 Scan



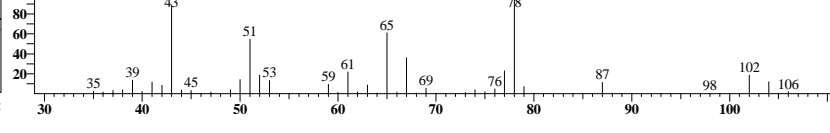
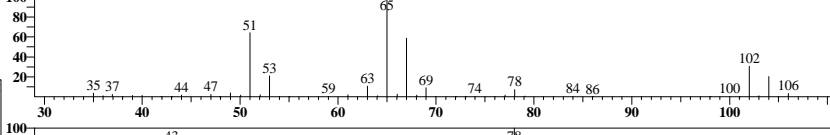
ID#:31 R.Time:3.942(Scan#:587)

MassPeaks:18
RawMode:Averaged 3.917-3.967(581-593)
BG Mode:None Group 1 - Event 1 Scan



ID#:37 R.Time:4.333(Scan#:681)

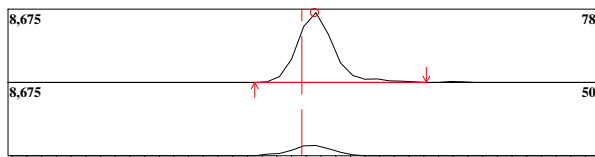
MassPeaks:46
RawMode:Averaged 4.308-4.358(675-687)
BG Mode:None Group 1 - Event 1 Scan



ID#:38 Name:Benzene Type:Target No Manual Integration

Mass:78.00 R.T:4.366 Area:14352 Conc:0.99928ppb

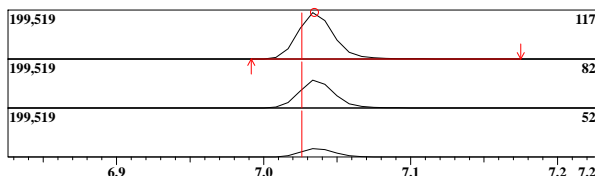
#	m/z	Area	Ratio	Reference
1	50.00	682	17.48	16.00



ID#:51 Name:Chlorobenzene-d5 (IS) Type:ISTD No Manual Integration

Mass:117.00 R.T:7.035 Area:328192 Conc:50.00000ppb

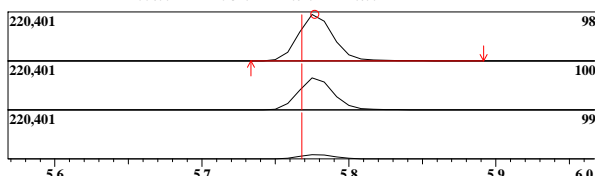
#	m/z	Area	Ratio	Reference
1	82.00	53533	59.61	60.00
2	52.00	16518	18.39	30.00



ID#:53 Name:Toluene-d8 Type:Surrogate/SMC No Manual Integration

Mass:98.00 R.T:5.777 Area:351945 Conc:46.90489ppb

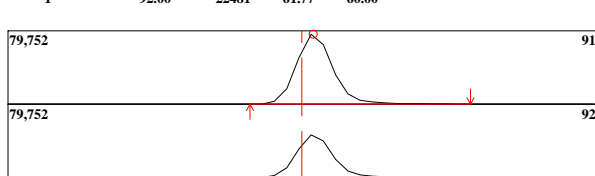
#	m/z	Area	Ratio	Reference
1	100.00	67670	69.67	70.00
2	99.00	9810	10.10	10.00



ID#:54 Name:Toluene Type:Target No Manual Integration

Mass:91.00 R.T:5.835 Area:133038 Conc:9.69383ppb

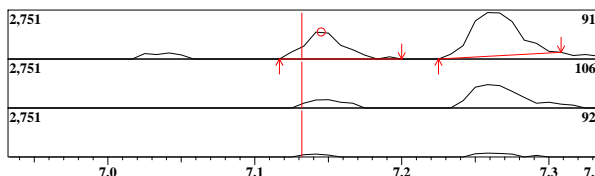
#	m/z	Area	Ratio	Reference
1	92.00	22481	61.77	60.00



ID#:63 Name:Ethylbenzene Type:Target No Manual Integration

Mass:91.00 R.T:7.145 Area:2877 Conc:0.19526ppb

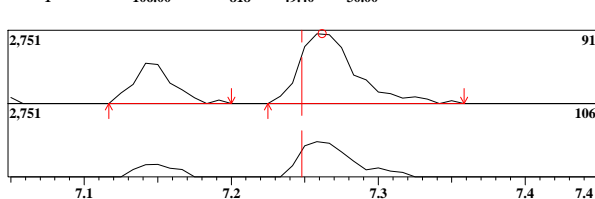
#	m/z	Area	Ratio	Reference
1	106.00	260	33.72	33.00
2	92.00	58	7.52	10.00



ID#:64 Name:Xylene-mp Type:Target No Manual Integration

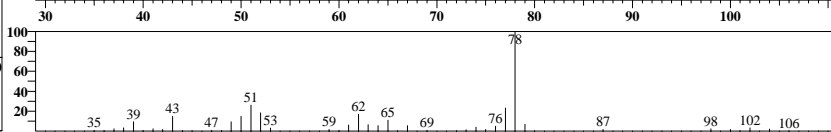
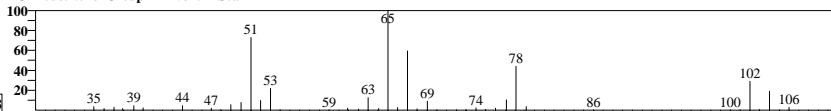
Mass:91.00 R.T:7.262 Area:7041 Conc:0.57936ppb

#	m/z	Area	Ratio	Reference
1	106.00	818	49.40	30.00



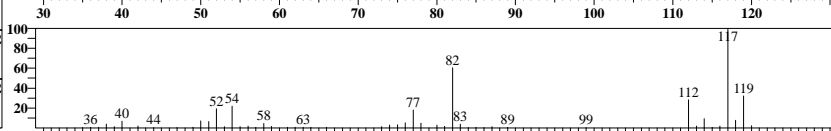
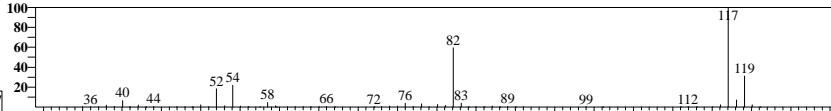
ID#:38 R.Time:4.350(Scan#:685)

MassPeaks:42 RawMode:Averaged 4.342-4.392(683-695) BG Mode:None Group 1 - Event 1 Scan



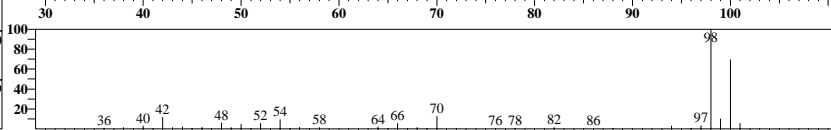

ID#:51 R.Time:7.033(Scan#:1329)

MassPeaks:63 RawMode:Averaged 7.008-7.058(1323-1335) BG Mode:None Group 1 - Event 1 Scan



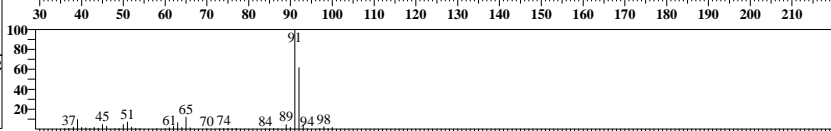

ID#:53 R.Time:5.775(Scan#:1027)

MassPeaks:60 RawMode:Averaged 5.750-5.800(1021-1033) BG Mode:None Group 1 - Event 1 Scan



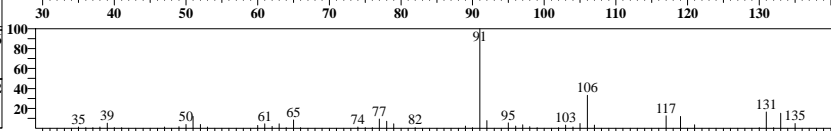
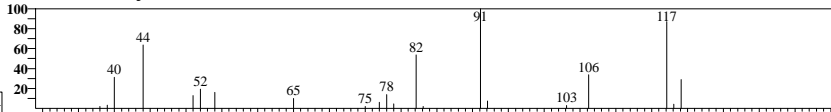
ID#:54 R.Time:5.833(Scan#:1041)

MassPeaks:58 RawMode:Averaged 5.808-5.858(1035-1047) BG Mode:None Group 1 - Event 1 Scan




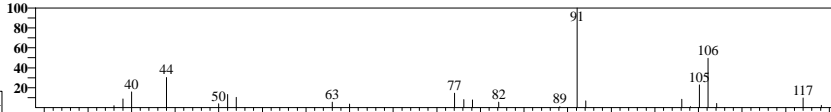
ID#:63 R.Time:7.150(Scan#:1357)

MassPeaks:21 RawMode:Averaged 7.117-7.167(1349-1361) BG Mode:None Group 1 - Event 1 Scan



ID#:64 R.Time:7.258(Scan#:1383)

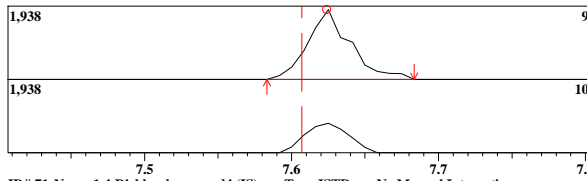
MassPeaks:23 RawMode:Averaged 7.233-7.283(1377-1389) BG Mode:None Group 1 - Event 1 Scan



ID#:65 Name:Xylene-oType:Target No Manual Integration

Mass:91.00 R.T:7.624 Area:3721 Conc:0.31386ppb

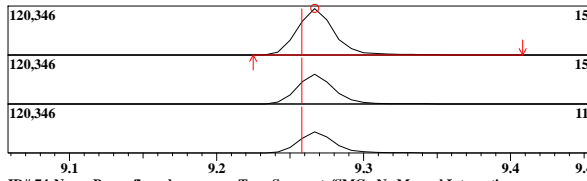
#	m/z	Area	Ratio	Reference
1	106.00	469	48.35	50.00



ID#:71 Name:1,4-Dichlorobenzene-d4 (IS) Type:ISTD No Manual Integration

Mass:150.00 R.T:9.267 Area:201212 Conc:50.00000ppb

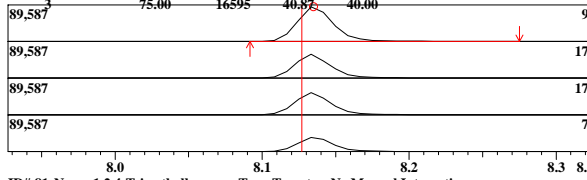
#	m/z	Area	Ratio	Reference
1	152.00	35344	64.46	40.00
2	115.00	24459	44.61	25.00



ID#:74 Name:Bromofluorobenzene Type:Surrogate/SMC No Manual Integration

Mass:95.00 R.T:8.135 Area:150310 Conc:54.92690ppb

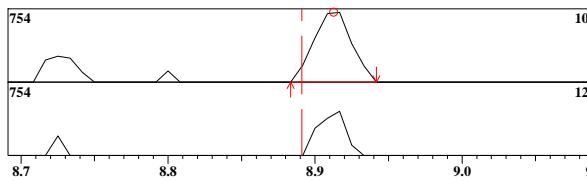
#	m/z	Area	Ratio	Reference
1	174.00	27415	67.52	50.00
2	176.00	26076	64.22	50.00
3	75.00	16595	40.87	40.00



ID#:81 Name:1,2,4-Trimethylbenzene Type:Target No Manual Integration

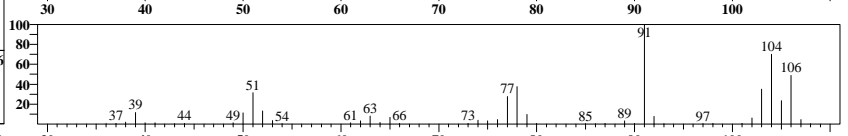
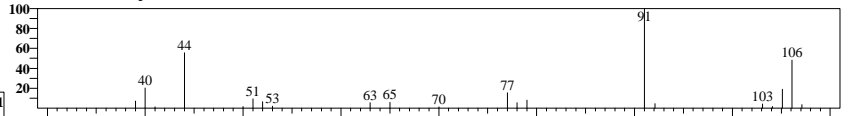
Mass:105.00 R.T:8.913 Area:1313 Conc:0.13214ppb

#	m/z	Area	Ratio	Reference
1	120.00	175	46.67	45.00



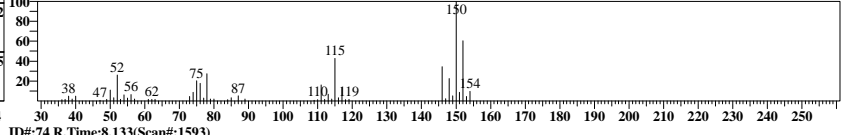
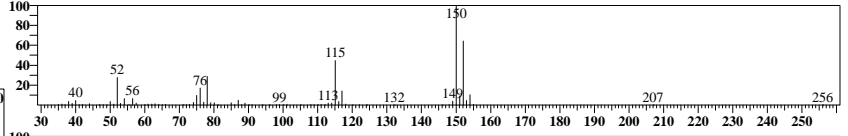
ID#:65 R.Time:7.625(Scan#:1471)

MassPeaks:21
RawMode:Averaged 7.600-7.650(1465-1477)
BG Mode:None Group 1 - Event 1 Scan



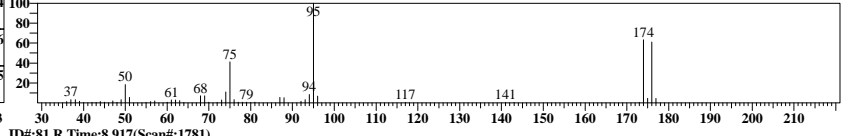

ID#:71 R.Time:9.267(Scan#:1865)

MassPeaks:78
RawMode:Averaged 9.242-9.292(1859-1871)
BG Mode:None Group 1 - Event 1 Scan



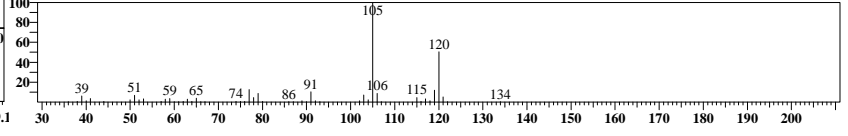
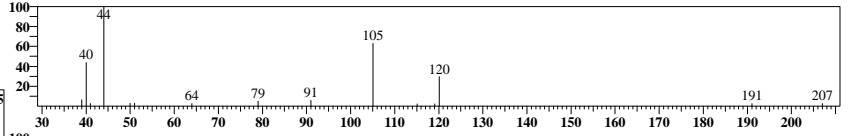
ID#:74 R.Time:8.133(Scan#:1593)

MassPeaks:75
RawMode:Averaged 8.108-8.158(1587-1599)
BG Mode:None Group 1 - Event 1 Scan



ID#:81 R.Time:8.917(Scan#:1781)

MassPeaks:15
RawMode:Averaged 8.892-8.942(1775-1787)
BG Mode:None Group 1 - Event 1 Scan

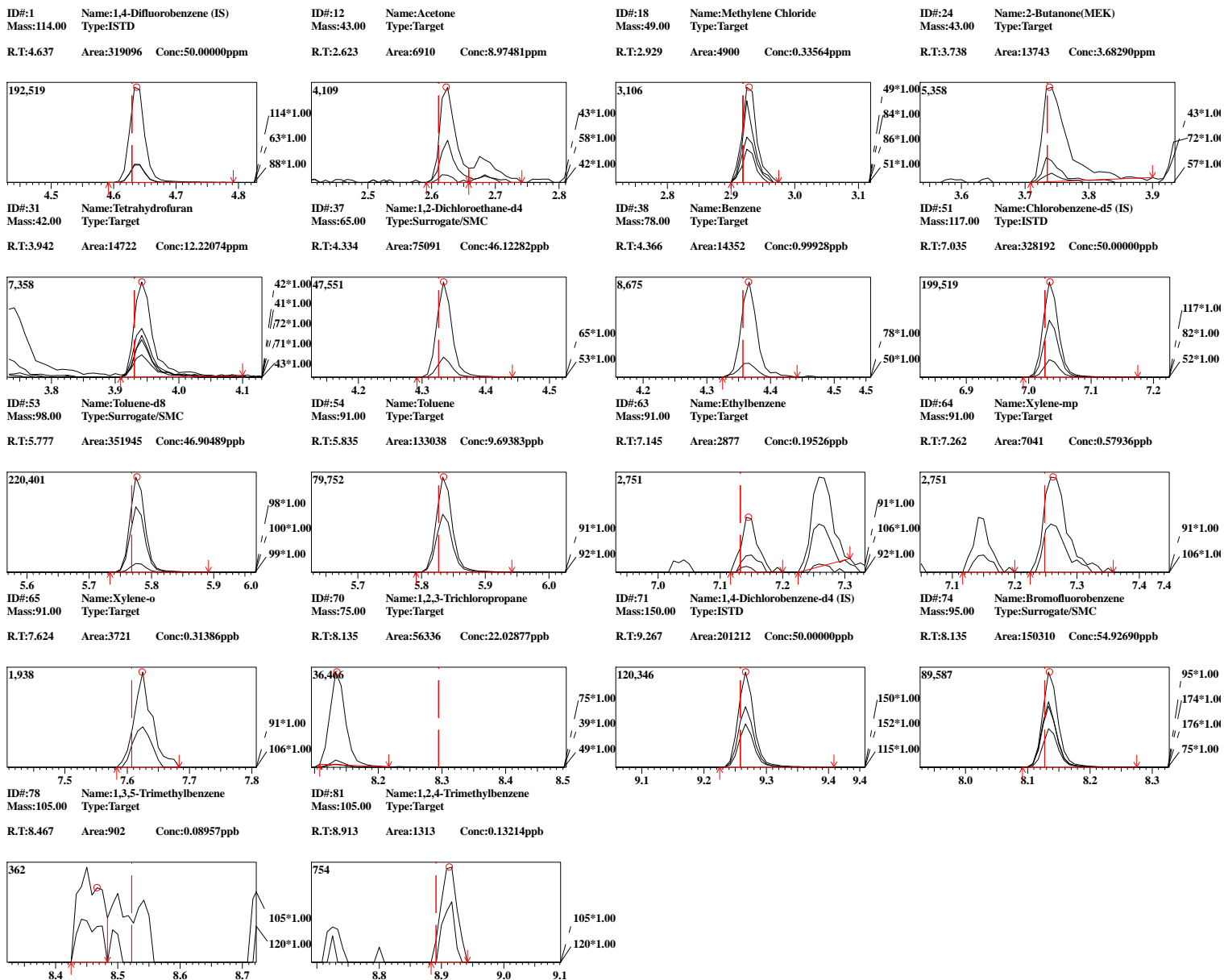


Before Manual Integrations

Analyst: AS
 Method: 8260C
 Sample ID: J2200963009
 Date: 1/21/2022
 Time: 13:21:41
 Dilution: 1

Instr: J1A Trace Number:
 Batch:3203

Data File: C:\GCMSsolution\Data\220121_BEFORES\220121A013.qgd
 Method File: C:\GCMSsolution\Data\8260-W-220110A.qgm
 Sample Name: J2200963009





Advanced Environmental Laboratories, Inc.

Volatile Analysis Results

FORM 1

SW-846 8260C

SDG No.: J2200963

Client: Environmental Chemical Corporation (ECC)

Sample ID:	J2200963010		Client ID:	RSA306-A9041	
Date Collected:	1/19/2022		File ID:	220121A014.qgd	
Date Analyzed:	1/21/2022	13:46	Matrix:	WATER	
Date Prepared:	1/21/2022	08:53	Instrument ID:	J1A	
Dilution:	1		Analytical Run ID:	220121A-8260	
Sample Wt/Vol:	5.00	mL	% Moisture:	100	
Final Vol:	5000	uL	Lims Prep Batch:	3202	
Prep Method:	SW-846 5030B		Lims Analytical Batch:	3203	

Parameter	CAS Number	Results	Q	DL	LOD	LOQ	Units
Benzene	71-43-2	0.50	U	0.25	0.50	1.0	ug/L

** This analyte is reported as not certified. The LOQ listed on the report is the low point of the calibration curve. The MDL and LOD values are set to the LOQ at this time.

Analyst: AS Instrument: J1A Trace Number:
 Method: 8260C Batch:3203
 Sample ID: J2200963010 Data File: C:\GCMSsolution\Data\220121A014.qgd
 Date: 1/21/2022 Method File: C:\GCMSsolution\Data\8260-W-220110A.qgm
 Time: 13:46:19 Sample Name: J2200963010
 Dilution: 1

Internal Standard

ID#	Name	Mass	Time	Area	Conc.
1	1,4-Difluorobenzene (IS)	114.00	4.64	324157	50.00
51	Chlorobenzene-d5 (IS)	117.00	7.03	337453	50.00
71	1,4-Dichlorobenzene-d4 (IS)	150.00	9.27	218227	50.00

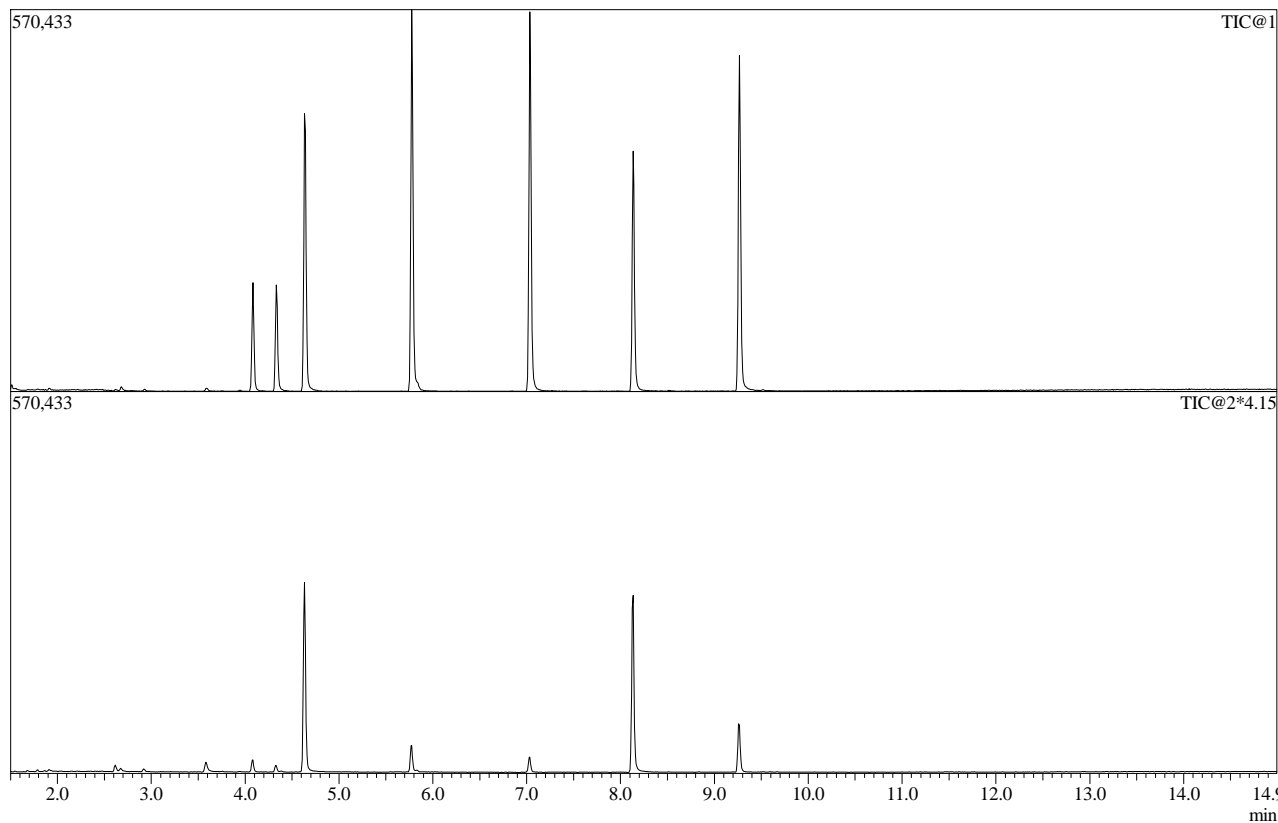
Surrogate

ID#	Name	Mass	Time	Area	Conc.
37	1,2-Dichloroethane-d4	65.00	4.33	76786	46.43
53	Toluene-d8	98.00	5.78	359091	46.54
74	Bromofluorobenzene	95.00	8.14	157095	52.93

Target

ID#	Name	Mass	Time	Area	Conc.
2	Dichlorodifluoromethane	85.00	-	---	N.D.(Peak)
3	Chloromethane	50.00	-	---	N.D.(Peak)
4	Vinyl Chloride	62.00	-	---	N.D.(Peak)
5	Bromomethane	94.00	-	---	N.D.(Peak)
6	Chloroethane	64.00	-	---	N.D.(Peak)
7	Trichlorofluoromethane	101.00	-	---	N.D.(Peak)
8	Diethyl Ether	59.00	-	---	N.D.(Peak)
9	Acrolein	56.00	-	---	N.D.(Peak)
10	1,1,2-Trichlorotrifluoroethane	101.00	-	---	N.D.(Peak)
11	1,1-Dichloroethene	61.00	-	---	N.D.(Peak)
12	Acetone	43.00	2.62	2539	2.82
13	Idomethane	142.00	-	---	N.D.(Peak)
14	Carbon Disulfide	76.00	-	---	N.D.(Peak)
15	Acetonitrile	41.00	-	---	N.D.(Peak)
16	Methyl Acetate	43.00	-	---	N.D.(Peak)
17	Allyl Chloride(3-Chloroprene)	41.00	-	---	N.D.(Peak)
18	Methylene Chloride	49.00	-	---	N.D.
19	Acrylonitrile	53.00	-	---	N.D.(Peak)
20	MTBE	73.00	-	---	N.D.(Peak)
21	trans-1,2-Dichloroethene	61.00	-	---	N.D.(Peak)
22	Vinyl Acetate	43.00	-	---	N.D.(Peak)
23	1,1-Dichloroethane	63.00	-	---	N.D.(Peak)
24	2-Butanone(MEK)	43.00	-	---	N.D.(Peak)
25	Ethyl Acetate	45.00	-	---	N.D.(Ref)
26	cis-1,2-Dichloroethene	61.00	-	---	N.D.(Peak)
27	2,2-Dichloropropane	77.00	-	---	N.D.(Peak)
28	Propionitrile(Ethyl cyanide)	54.00	-	---	N.D.(Peak)
29	Methacrylonitrile	41.00	-	---	N.D.(Peak)
30	Bromochloromethane	49.00	-	---	N.D.(Peak)
31	Tetrahydrofuran	42.00	-	---	N.D.
32	Chloroform	83.00	-	---	N.D.(Peak)
33	1,1,1-Trichloroethane	97.00	-	---	N.D.(Peak)
34	Cyclohexane	56.00	-	---	N.D.(Peak)
35	1,1-Dichloropropene	75.00	-	---	N.D.(Peak)
36	Carbon tetrachloride	117.00	-	---	N.D.(Peak)
38	Benzene	78.00	-	---	N.D.(Peak)
39	1,2-Dichloroethane	62.00	-	---	N.D.(Peak)
40	Trichloroethene	95.00	-	---	N.D.(Peak)
41	1,2-Dichloropropane	63.00	-	---	N.D.(Peak)
42	Methyl Cyclohexane	83.00	-	---	N.D.(Peak)
43	Dibromomethane	93.00	-	---	N.D.(Peak)
44	Bromodichloromethane	83.00	-	---	N.D.(Peak)
45	2-Nitropropane	43.00	-	---	N.D.(Peak)
46	2-Chloroethylvinyl ether	63.00	-	---	N.D.(Peak)
47	cis-1,3-Dichloropropene	75.00	-	---	N.D.(Peak)
48	4-Methyl-2-Pentanone(MIBK)	43.00	-	---	N.D.(Ref)
49	trans-1,3-Dichloropropene	75.00	-	---	N.D.(Peak)
50	1,1,2-Trichloroethane	97.00	-	---	N.D.(Peak)
52	1,4-Dioxane	88.00	-	---	N.D.(Peak)
54	Toluene	91.00	5.84	3963	0.28
55	Ethyl Methacrylate	69.00	-	---	N.D.(Peak)

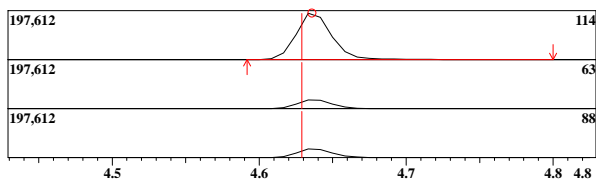
ID#	Name	Mass	Time	Area	Conc.
56	Tetrachloroethene	166.00	-	---	N.D.(Peak)
57	1,3-Dichloropropane	76.00	-	---	N.D.(Peak)
58	2-Hexanone(MBK)	43.00	-	---	N.D.(Peak)
59	Dibromochloromethane	127.00	-	---	N.D.(Peak)
60	1,2-Dibromoethane	107.00	-	---	N.D.(Peak)
61	Chlorobenzene	112.00	-	---	N.D.(Peak)
62	1,1,1,2-Tetrachloroethane	131.00	-	---	N.D.(Peak)
63	Ethylbenzene	91.00	-	---	N.D.(Peak)
64	Xylene-mp	91.00	-	---	N.D.(Peak)
65	Xylene-o	91.00	-	---	N.D.(Peak)
66	Styrene	104.00	-	---	N.D.(Peak)
67	Bromoform	173.00	-	---	N.D.(Peak)
68	Cyclohexanone	55.00	-	---	N.D.(Peak)
69	1,1,2,2-Tetrachloroethane	83.00	-	---	N.D.(Peak)
70	1,2,3-Trichloropropane	75.00	-	---	N.D.
72	Isopropylbenzene	105.00	-	---	N.D.(Peak)
73	Trans-1,4-Dichloro-2-butene	53.00	-	---	N.D.(Peak)
75	Bromobenzene	77.00	-	---	N.D.(Peak)
76	n-Propylbenzene	91.00	-	---	N.D.(Peak)
77	2-Chlorotoluene	91.00	-	---	N.D.(Peak)
78	1,3,5-Trimethylbenzene	105.00	-	---	N.D.(Peak)
79	4-Chlorotoluene	91.00	-	---	N.D.(Peak)
80	tert-Butylbenzene	119.00	-	---	N.D.(Peak)
81	1,2,4-Trimethylbenzene	105.00	-	---	N.D.(Peak)
82	sec-Butylbenzene	105.00	-	---	N.D.(Peak)
83	1,3-Dichlorobenzene	146.00	-	---	N.D.(Peak)
84	p-iso-Propyltoluene	119.00	-	---	N.D.(Peak)
85	1,4-Dichlorobenzene	146.00	-	---	N.D.(Peak)
86	n-Butylbenzene	91.00	-	---	N.D.(Peak)
87	1,2-Dichlorobenzene	146.00	-	---	N.D.(Peak)
88	1,2-Dibromo-3-chloropropane	75.00	-	---	N.D.(Peak)
89	1,2,4-Trichlorobenzene	180.00	-	---	N.D.(Peak)
90	Hexachlorobutadiene	225.00	-	---	N.D.(Peak)
91	Naphthalene	128.00	-	---	N.D.(Peak)
92	1,2,3-Trichlorobenzene	180.00	-	---	N.D.(Peak)



ID#:1 Name:1,4-Difluorobenzene (IS) Type:ISTD No Manual Integration

Mass:114.00 R.T:4.636 Area:324157 Conc:50.00000ppm

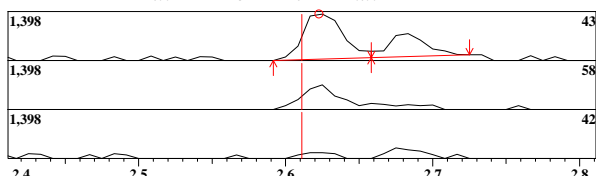
#	m/z	Area	Ratio	Reference
1	63.00	16910	19.26	23.00
2	88.00	16946	19.30	20.00



ID#:12 Name:Acetone Type:Target No Manual Integration

Mass:43.00 R.T:2.623 Area:2539 Conc:2.81890ppm

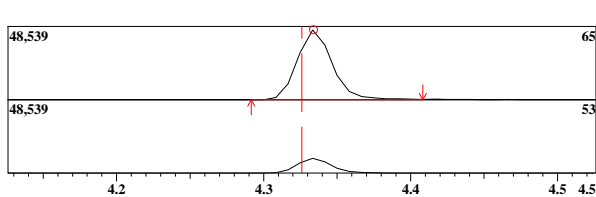
#	m/z	Area	Ratio	Reference
1	58.00	354	48.23	30.00
2	42.00	82	11.17	10.00



ID#:37 Name:1,2-Dichloroethane-d4 Type:Surrogate/SMC No Manual Integration

Mass:65.00 R.T:4.334 Area:76786 Conc:46.42757ppb

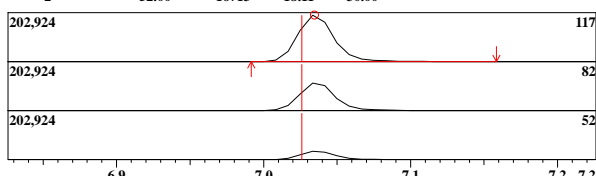
#	m/z	Area	Ratio	Reference
1	53.00	4465	21.09	15.00



ID#:51 Name:Chlorobenzene-d5 (IS) Type:ISTD No Manual Integration

Mass:117.00 R.T:7.035 Area:337453 Conc:50.00000ppb

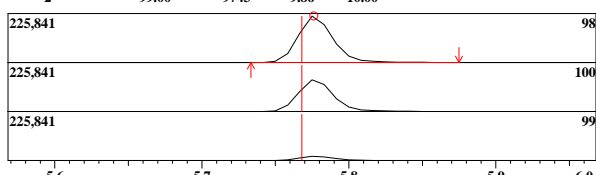
#	m/z	Area	Ratio	Reference
1	82.00	54823	59.41	60.00
2	52.00	16713	18.11	30.00



ID#:53 Name:Toluene-d8 Type:Surrogate/SMC No Manual Integration

Mass:98.00 R.T:5.776 Area:359091 Conc:46.54387ppb

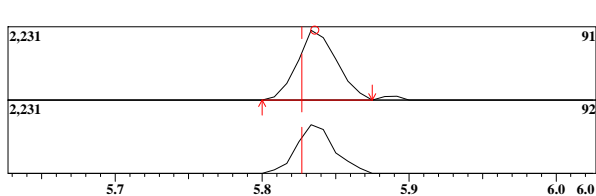
#	m/z	Area	Ratio	Reference
1	100.00	68671	69.50	70.00
2	99.00	9743	9.86	10.00



ID#:54 Name:Toluene Type:Target No Manual Integration

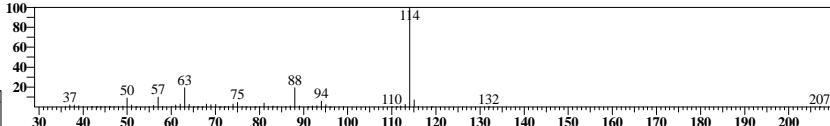
Mass:91.00 R.T:5.836 Area:3963 Conc:0.28084ppb

#	m/z	Area	Ratio	Reference
1	92.00	744	67.64	60.00




ID#:1 R.Time:4.633(Scan#:753)

MassPeaks:65
RawMode:Averaged 4.608-4.658(747-759)
BG Mode:None Group 1 - Event 1 Scan




ID#:12 R.Time:2.617(Scan#:269)

MassPeaks:17
RawMode:Averaged 2.600-2.650(265-277)
BG Mode:None Group 1 - Event 1 Scan




ID#:37 R.Time:4.333(Scan#:681)

MassPeaks:38
RawMode:Averaged 4.308-4.358(675-687)
BG Mode:None Group 1 - Event 1 Scan




ID#:51 R.Time:7.033(Scan#:1329)

MassPeaks:64
RawMode:Averaged 7.008-7.058(1323-1335)
BG Mode:None Group 1 - Event 1 Scan




ID#:53 R.Time:5.775(Scan#:1027)

MassPeaks:64
RawMode:Averaged 5.750-5.800(1021-1033)
BG Mode:None Group 1 - Event 1 Scan



ID#:54 R.Time:5.817(Scan#:1037)

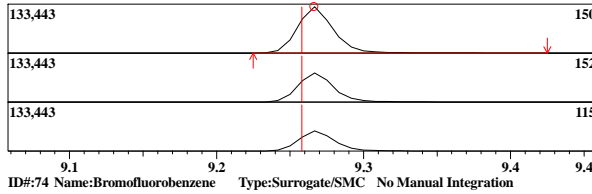
MassPeaks:49
RawMode:Averaged 5.808-5.858(1035-1047)
BG Mode:None Group 1 - Event 1 Scan



ID#:71 Name:1,4-Dichlorobenzene-d4 (IS) Type:ISTD No Manual Integration

Mass:150.00 R.T:9.266 Area:218227 Conc:50.00000ppb

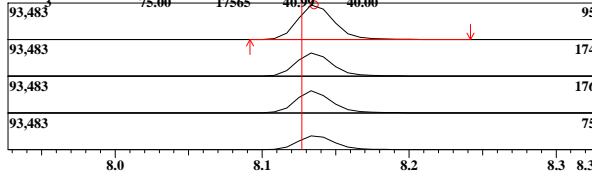
#	m/z	Area	Ratio	Reference
1	152.00	37604	63.33	40.00
2	115.00	26102	43.96	25.00



ID#:74 Name:Bromofluorobenzene Type:Surrogate/SMC No Manual Integration

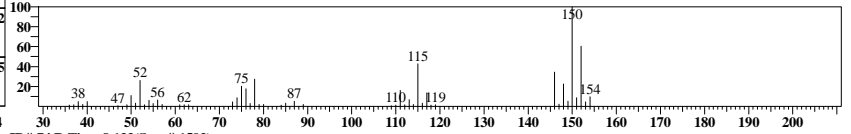
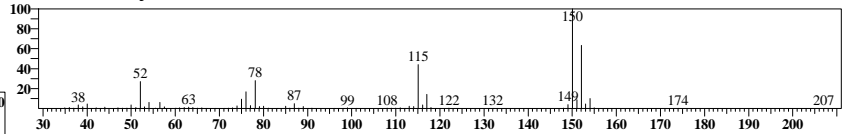
Mass:95.00 R.T:8.136 Area:157095 Conc:52.93038ppb

#	m/z	Area	Ratio	Reference
1	174.00	28503	66.52	50.00
2	176.00	26901	62.78	50.00
3	75.00	17565	40.99	40.00



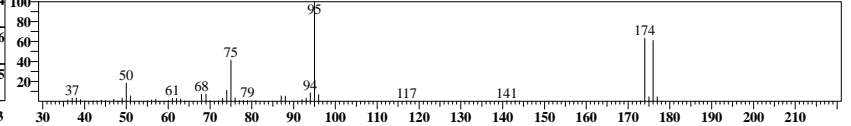

ID#:71 R.Time:9.267(Scan#:1865)

MassPeaks:84
RawMode:Averaged 9.242-9.292(1859-1871)
BG Mode:None Group 1 - Event 1 Scan



ID#:74 R.Time:8.133(Scan#:1593)

MassPeaks:78
RawMode:Averaged 8.108-8.158(1587-1599)
BG Mode:None Group 1 - Event 1 Scan



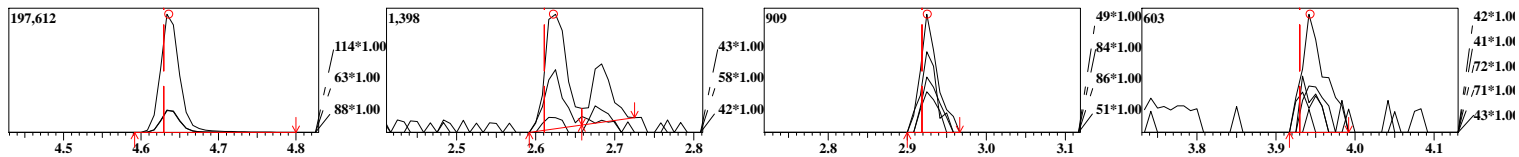
Before Manual Integrations

Analyst: AS
Method: 8260C
Sample ID: J2200963010
Date: 1/21/2022
Time: 13:46:19
Dilution: 1

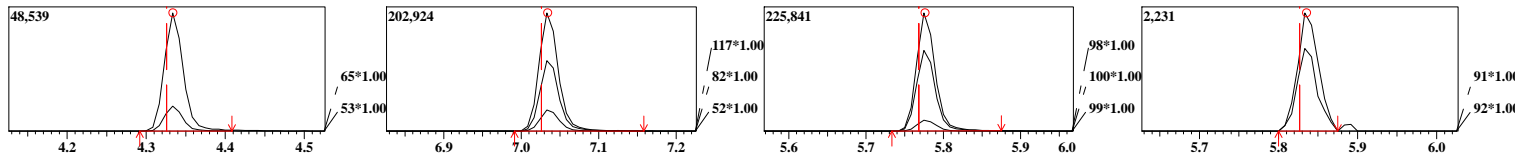
Instr: J1A Trace Number:
Batch:3203

Data File: C:\GCMSsolution\Data\220121_BEFORES\220121A014.qgd
Method File: C:\GCMSsolution\Data\8260-W-220110A.qgm
Sample Name: J2200963010

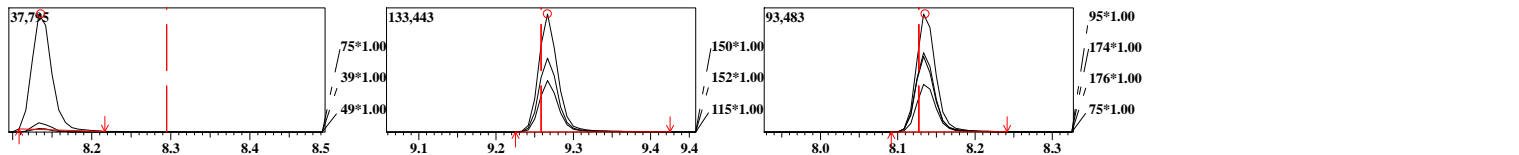
ID#:1 Mass:114.00 R.T:4.636 Area:324157 Conc:50.00000ppm	Name:1,4-Difluorobenzene (IS) Type:ISTD	ID#:12 Mass:43.00 R.T:2.623 Area:2539 Conc:2.81890ppm	Name:Acetone Type:Target	ID#:18 Mass:49.00 R.T:2.926 Area:1315 Conc:-0.35472ppm	Name:Methylene Chloride Type:Target	ID#:31 Mass:42.00 R.T:3.943 Area:1172 Conc:0.00000ppm	Name:Tetrahydrofuran Type:Target
--	--	---	-----------------------------	--	--	---	-------------------------------------



ID#:37 Mass:65.00 R.T:4.334 Area:76786 Conc:46.42757ppb	Name:1,2-Dichloroethane-d4 Type:Surrogate/SMC	ID#:51 Mass:117.00 R.T:7.035 Area:337453 Conc:50.00000ppb	Name:Chlorobenzene-d5 (IS) Type:ISTD	ID#:53 Mass:98.00 R.T:5.776 Area:359091 Conc:46.54387ppb	Name:Toluene-d8 Type:Surrogate/SMC	ID#:54 Mass:91.00 R.T:5.836 Area:3963 Conc:0.28084ppb	Name:Toluene Type:Target
---	--	---	---	--	---------------------------------------	---	-----------------------------



ID#:70 Mass:75.00 R.T:8.136 Area:60492 Conc:23.03579ppb	Name:1,2,3-Trichloropropane Type:Target	ID#:71 Mass:150.00 R.T:9.266 Area:218227 Conc:50.00000ppb	Name:1,4-Dichlorobenzene-d4 (IS) Type:ISTD	ID#:74 Mass:95.00 R.T:8.136 Area:157095 Conc:52.93038ppb	Name:Bromofluorobenzene Type:Surrogate/SMC
---	--	---	---	--	---





Advanced Environmental Laboratories, Inc.

Volatile Analysis Results

FORM 1

SW-846 8260C

SDG No.: J2200963

Client: Environmental Chemical Corporation (ECC)

Sample ID:	4178675		Client ID:	MB for HBN 75400 [MSVi/3202]			
Date Collected:			File ID:	220121A002.qgd			
Date Analyzed:	1/21/2022	08:53	Matrix:	WATER			
Date Prepared:	1/21/2022	08:53	Instrument ID:	J1A			
Dilution:	1		Analytical Run ID:	220121A-8260			
Sample Wt/Vol:	5.00	mL	% Moisture:	100			
Final Vol:	5000	uL	Lims Prep Batch:	3202			
Prep Method:	SW-846 5030B		Lims Analytical Batch:	3203			

Parameter	CAS Number	Results	Q	DL	LOD	LOQ	Units
Benzene	71-43-2	0.500	U	0.250	0.500	1.00	ug/L

** This analyte is reported as not certified. The LOQ listed on the report is the low point of the calibration curve. The MDL and LOD values are set to the LOQ at this time.

Analyst: AS Instrument: J1A Trace Number: VOC-B012-IS9T
Method: 8260B/8260C Batch:3203/3205

Sample ID: IB/TUNE/4178675MB/4178686MB

Data File: C:\GCMSsolution\Data\220121A002.qgd

Date: 1/21/2022

Method File: C:\GCMSsolution\Data\8260-W-220110A.qgm

Time: 08:53:04

Sample Name: IB/TUNE/MB

Dilution: 1

Internal Standard

ID#	Name	Mass	Time	Area	Conc.
1	1,4-Difluorobenzene (IS)	114.00	4.64	305318	50.00
51	Chlorobenzene-d5 (IS)	117.00	7.03	323457	50.00
71	1,4-Dichlorobenzene-d4 (IS)	150.00	9.27	202130	50.00

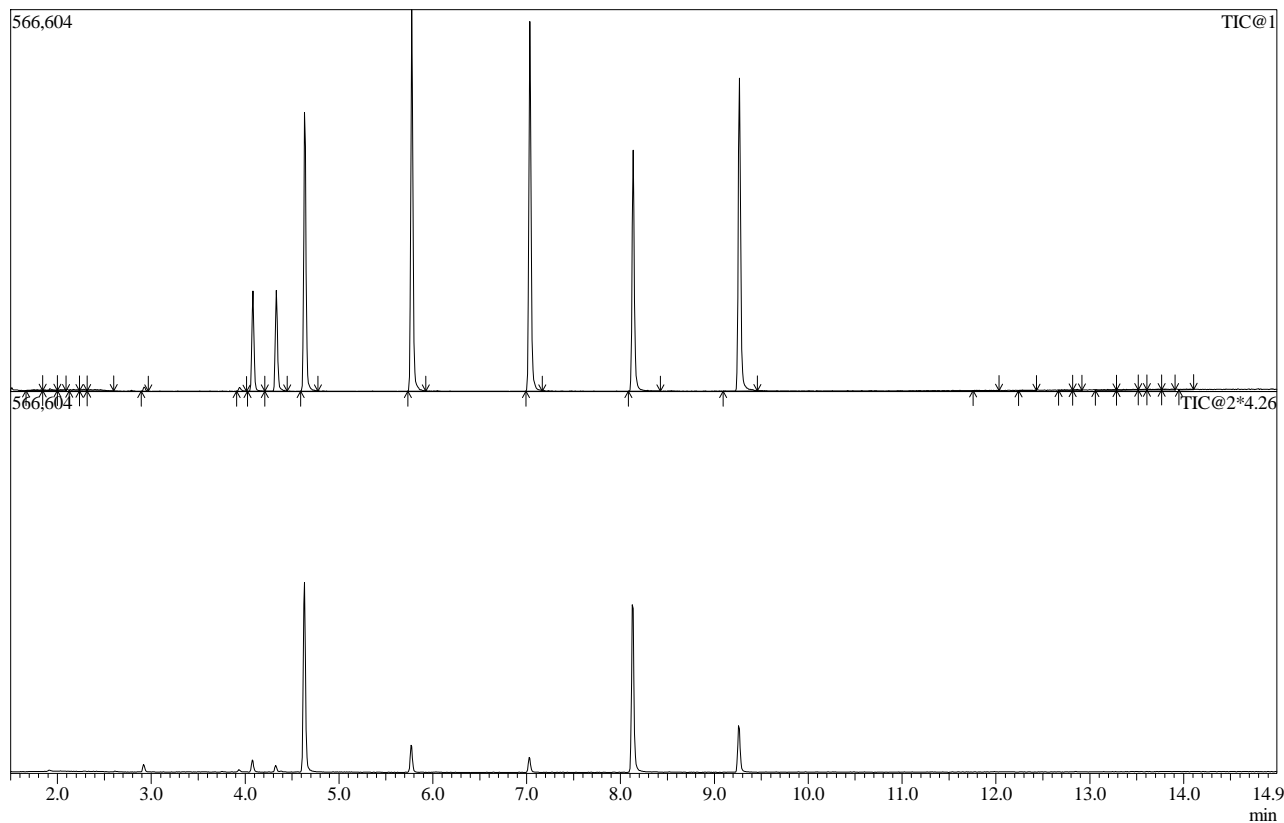
Surrogate

ID#	Name	Mass	Time	Area	Conc.
37	1,2-Dichloroethane-d4	65.00	4.33	72953	46.83
53	Toluene-d8	98.00	5.78	351242	47.50
74	Bromofluorobenzene	95.00	8.13	153684	55.90

Target

ID#	Name	Mass	Time	Area	Conc.
2	Dichlorodifluoromethane	85.00	-	---	N.D.(Peak)
3	Chloromethane	50.00	-	---	N.D.(Peak)
4	Vinyl Chloride	62.00	-	---	N.D.(Peak)
5	Bromomethane	94.00	-	---	N.D.(Peak)
6	Chloroethane	64.00	-	---	N.D.(Peak)
7	Trichlorofluoromethane	101.00	-	---	N.D.(Peak)
8	Diethyl Ether	59.00	-	---	N.D.(Peak)
9	Acrolein	56.00	-	---	N.D.(Peak)
10	1,1,2-Trichlorotrifluoroethane	101.00	-	---	N.D.(Peak)
11	1,1-Dichloroethene	61.00	-	---	N.D.(Peak)
12	Acetone	43.00	-	---	N.D.(Peak)
13	Idomethane	142.00	-	---	N.D.(Peak)
14	Carbon Disulfide	76.00	-	---	N.D.
15	Acetonitrile	41.00	-	---	N.D.(Peak)
16	Methyl Acetate	43.00	-	---	N.D.(Peak)
17	Allyl Chloride(3-Chloroprene)	41.00	-	---	N.D.(Peak)
18	Methylene Chloride	49.00	-	---	N.D.
19	Acrylonitrile	53.00	-	---	N.D.(Peak)
20	MTBE	73.00	-	---	N.D.(Peak)
21	trans-1,2-Dichloroethene	61.00	-	---	N.D.(Peak)
22	Vinyl Acetate	43.00	-	---	N.D.(Peak)
23	1,1-Dichloroethane	63.00	-	---	N.D.(Peak)
24	2-Butanone(MEK)	43.00	-	---	N.D.(Peak)
25	Ethyl Acetate	45.00	-	---	N.D.(Peak)
26	cis-1,2-Dichloroethene	61.00	-	---	N.D.(Peak)
27	2,2-Dichloropropane	77.00	-	---	N.D.(Peak)
28	Propionitrile(Ethyl cyanide)	54.00	-	---	N.D.(Peak)
29	Methacrylonitrile	41.00	-	---	N.D.(Ref)
30	Bromochloromethane	49.00	-	---	N.D.(Peak)
31	Tetrahydrofuran	42.00	-	---	N.D.
32	Chloroform	83.00	-	---	N.D.(Peak)
33	1,1,1-Trichloroethane	97.00	-	---	N.D.(Peak)
34	Cyclohexane	56.00	-	---	N.D.(Peak)
35	1,1-Dichloropropene	75.00	-	---	N.D.(Peak)
36	Carbon tetrachloride	117.00	-	---	N.D.(Peak)
38	Benzene	78.00	-	---	N.D.(Peak)
39	1,2-Dichloroethane	62.00	-	---	N.D.(Peak)
40	Trichloroethene	95.00	-	---	N.D.(Peak)
41	1,2-Dichloropropane	63.00	-	---	N.D.(Peak)
42	Methyl Cyclohexane	83.00	-	---	N.D.(Peak)
43	Dibromomethane	93.00	-	---	N.D.(Peak)
44	Bromodichloromethane	83.00	-	---	N.D.(Peak)
45	2-Nitropropane	43.00	-	---	N.D.(Peak)
46	2-Chloroethylvinyl ether	63.00	-	---	N.D.(Peak)
47	cis-1,3-Dichloropropene	75.00	-	---	N.D.(Peak)
48	4-Methyl-2-Pentanone(MIBK)	43.00	-	---	N.D.(Ref)
49	trans-1,3-Dichloropropene	75.00	-	---	N.D.(Peak)
50	1,1,2-Trichloroethane	97.00	-	---	N.D.(Peak)
52	1,4-Dioxane	88.00	-	---	N.D.(Peak)
54	Toluene	91.00	-	---	N.D.(Peak)
55	Ethyl Methacrylate	69.00	-	---	N.D.(Peak)

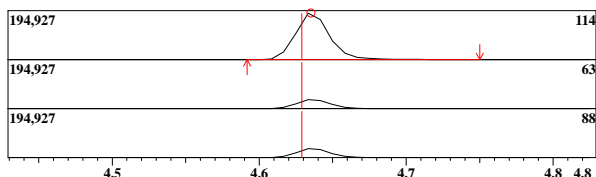
ID#	Name	Mass	Time	Area	Conc.
56	Tetrachloroethene	166.00	-	---	N.D.(Peak)
57	1,3-Dichloropropane	76.00	-	---	N.D.(Peak)
58	2-Hexanone(MBK)	43.00	-	---	N.D.(Peak)
59	Dibromochloromethane	127.00	-	---	N.D.(Peak)
60	1,2-Dibromoethane	107.00	-	---	N.D.(Peak)
61	Chlorobenzene	112.00	-	---	N.D.(Peak)
62	1,1,1,2-Tetrachloroethane	131.00	-	---	N.D.(Peak)
63	Ethylbenzene	91.00	-	---	N.D.(Peak)
64	Xylene-mp	91.00	-	---	N.D.(Peak)
65	Xylene-o	91.00	-	---	N.D.(Peak)
66	Styrene	104.00	-	---	N.D.(Peak)
67	Bromoform	173.00	-	---	N.D.(Peak)
68	Cyclohexanone	55.00	-	---	N.D.(Peak)
69	1,1,2,2-Tetrachloroethane	83.00	-	---	N.D.(Peak)
70	1,2,3-Trichloropropane	75.00	-	---	N.D.
72	Isopropylbenzene	105.00	-	---	N.D.(Peak)
73	Trans-1,4-Dichloro-2-butene	53.00	-	---	N.D.(Peak)
75	Bromobenzene	77.00	-	---	N.D.(Ref)
76	n-Propylbenzene	91.00	-	---	N.D.(Peak)
77	2-Chlorotoluene	91.00	-	---	N.D.(Peak)
78	1,3,5-Trimethylbenzene	105.00	-	---	N.D.(Peak)
79	4-Chlorotoluene	91.00	-	---	N.D.(Peak)
80	tert-Butylbenzene	119.00	-	---	N.D.(Peak)
81	1,2,4-Trimethylbenzene	105.00	-	---	N.D.(Peak)
82	sec-Butylbenzene	105.00	-	---	N.D.(Peak)
83	1,3-Dichlorobenzene	146.00	-	---	N.D.(Peak)
84	p-iso-Propyltoluene	119.00	-	---	N.D.(Peak)
85	1,4-Dichlorobenzene	146.00	-	---	N.D.(Peak)
86	n-Butylbenzene	91.00	-	---	N.D.(Peak)
87	1,2-Dichlorobenzene	146.00	-	---	N.D.(Peak)
88	1,2-Dibromo-3-chloropropane	75.00	-	---	N.D.(Peak)
89	1,2,4-Trichlorobenzene	180.00	-	---	N.D.(Peak)
90	Hexachlorobutadiene	225.00	-	---	N.D.(Peak)
91	Naphthalene	128.00	-	---	N.D.(Peak)
92	1,2,3-Trichlorobenzene	180.00	-	---	N.D.(Peak)



ID#:1 Name:1,4-Difluorobenzene (IS) Type:ISTD No Manual Integration

Mass:114.00 R.T:4.635 Area:305318 Conc:50.00000ppm

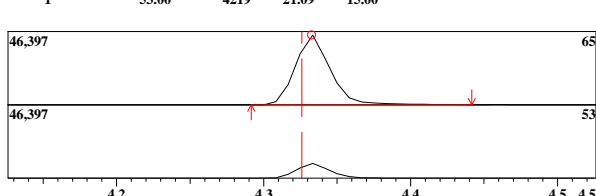
#	m/z	Area	Ratio	Reference
1	63.00	16604	19.82	23.00
2	88.00	16501	19.70	20.00



ID#:37 Name:1,2-Dichloroethane-d4 Type:Surrogate/SMC No Manual Integration

Mass:65.00 R.T:4.333 Area:72953 Conc:46.83172ppb

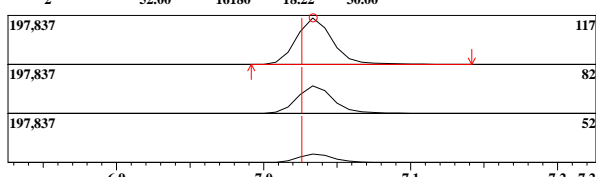
#	m/z	Area	Ratio	Reference
1	53.00	4219	21.09	15.00



ID#:51 Name:Chlorobenzene-d5 (IS) Type:ISTD No Manual Integration

Mass:117.00 R.T:7.034 Area:323457 Conc:50.00000ppb

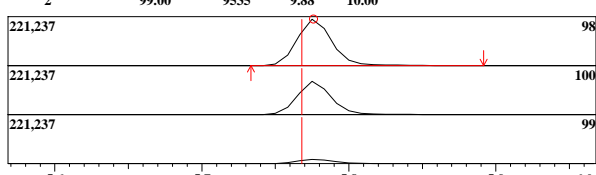
#	m/z	Area	Ratio	Reference
1	82.00	53015	59.70	60.00
2	52.00	16180	18.22	30.00



ID#:53 Name:Toluene-d8 Type:Surrogate/SMC No Manual Integration

Mass:98.00 R.T:5.776 Area:351242 Conc:47.49645ppb

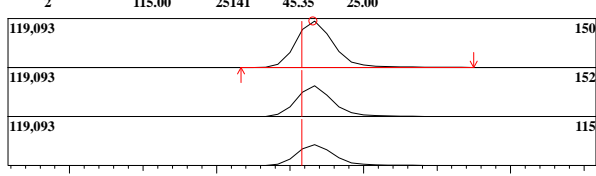
#	m/z	Area	Ratio	Reference
1	100.00	67918	70.38	70.00
2	99.00	9535	9.88	10.00



ID#:71 Name:1,4-Dichlorobenzene-d4 (IS) Type:ISTD No Manual Integration

Mass:150.00 R.T:9.266 Area:202130 Conc:50.00000ppb

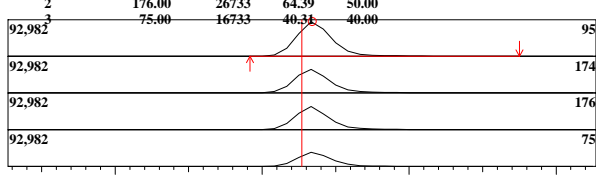
#	m/z	Area	Ratio	Reference
1	152.00	35726	64.44	40.00
2	115.00	25141	45.35	25.00



ID#:74 Name:Bromofluorobenzene Type:Surrogate/SMC No Manual Integration



Mass:95.00 R.T:8.134 Area:153684 Conc:55.90479ppb

#	m/z	Area	Ratio	Reference
1	174.00	27948	67.32	50.00
2	176.00	26733	64.39	50.00
3	75.00	16733	40.31	40.00





ID#:1 R.Time:4.633(Scan#:753)

MassPeaks:60
RawMode:Averaged 4.608-4.658(747-759)
BG Mode:None Group 1 - Event 1 Scan




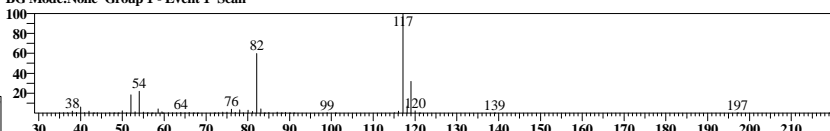
ID#:37 R.Time:4.333(Scan#:681)

MassPeaks:35
RawMode:Averaged 4.308-4.358(675-687)
BG Mode:None Group 1 - Event 1 Scan





ID#:51 R.Time:7.033(Scan#:1329)

MassPeaks:63
RawMode:Averaged 7.008-7.058(1323-1335)
BG Mode:None Group 1 - Event 1 Scan



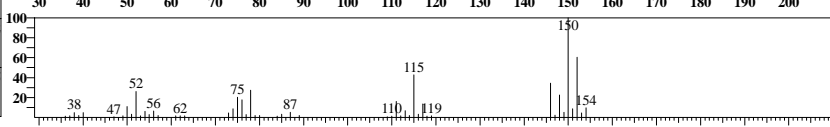

ID#:53 R.Time:5.775(Scan#:1027)

MassPeaks:62
RawMode:Averaged 5.750-5.800(1021-1033)
BG Mode:None Group 1 - Event 1 Scan



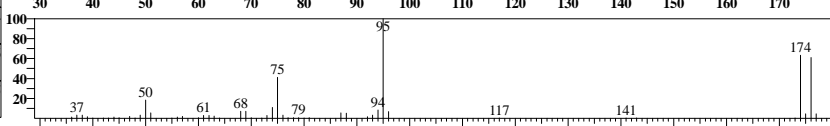
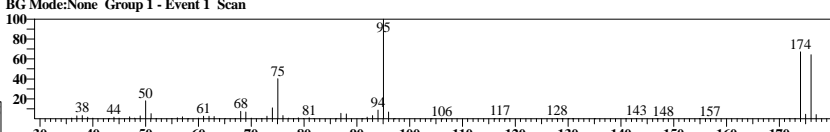
ID#:71 R.Time:9.267(Scan#:1865)

MassPeaks:83
RawMode:Averaged 9.242-9.292(1859-1871)
BG Mode:None Group 1 - Event 1 Scan



ID#:74 R.Time:8.133(Scan#:1593)

MassPeaks:72
RawMode:Averaged 8.108-8.158(1587-1599)
BG Mode:None Group 1 - Event 1 Scan

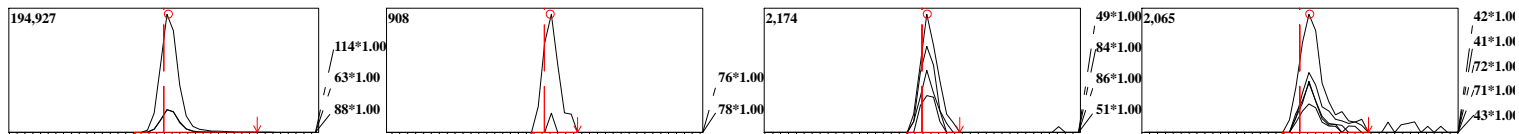


Analyst: ABO
Method: 8260C
Sample ID: IB/TUNE/4178675MB/4178686MB
Date: 1/21/2022
Time: 08:53:04
Dilution: 1

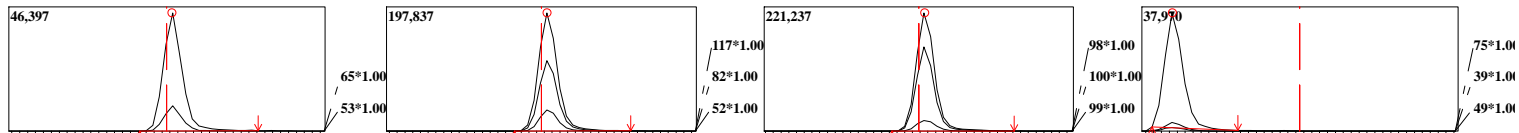
Instr: J1A Trace Number:
Batch:
Method File: C:\GCMSsolution\Data\8260-W-220110A.qgm
Sample Name: IB/TUNE/MB

Data File: C:\GCMSsolution\Data\220121A002.qgd

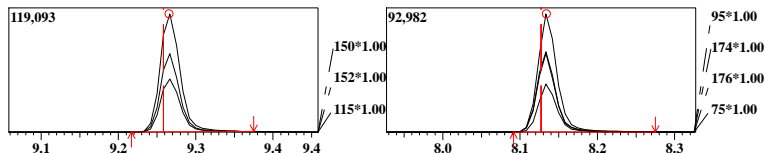
ID#	Name	Mass	Type	R.T.	Area	Conc.
1	1,4-Difluorobenzene (IS)	114.00	ISTD	4.635	305318	50.00000ppm
14	Carbon Disulfide	76.00	Target	2.791	1242	0.15848ppm
18	Methylene Chloride	49.00	Target	2.926	3263	0.05039ppm
31	Tetrahydrofuran	42.00	Target	3.943	4350	0.00000ppm



ID#	Name	Mass	Type	R.T.	Area	Conc.
37	1,2-Dichloroethane-d4	65.00	Surrogate/SMC	4.333	72953	46.83172ppb
51	Chlorobenzene-d5 (IS)	117.00	ISTD	7.034	323457	50.00000ppb
53	Toluene-d8	98.00	Surrogate/SMC	5.776	351242	47.49645ppb
70	1,2,3-Trichloropropane	75.00	Target	8.134	56109	22.26857ppb



ID#	Name	Mass	Type	R.T.	Area	Conc.
71	1,4-Dichlorobenzene-d4 (IS)	150.00	ISTD	9.266	202130	50.00000ppb
74	Bromofluorobenzene	95.00	Surrogate/SMC	8.134	153684	55.90479ppb



QC Summary Reports



Advanced Environmental Laboratories, Inc.

VOLATILE ORGANICS SURROGATE PERCENT RECOVERY SUMMARY FORM 2A

SDG No.: J2200963

Client: Environmental Chemical Corporation (ECC)

Lab Sample ID	Client Sample ID	Matrix	Parameter	Dil	Rec	Q	Limits
4178675	MB for HBN 75400 IMSVi/32021	WATER	1,2-Dichloroethane-d4	1	93.7		81 - 118
		WATER	Toluene-d8	1	95.0		89 - 112
		WATER	Bromofluorobenzene	1	112		85 - 114
4178676	LCS for HBN 75400 IMSVi/32021	WATER	1,2-Dichloroethane-d4	1	92.0		81 - 118
		WATER	Toluene-d8	1	96.1		89 - 112
		WATER	Bromofluorobenzene	1	101		85 - 114
J2200963001	RSA306-TB0001-TB	WATER	1,2-Dichloroethane-d4	1	92.4		81 - 118
		WATER	Toluene-d8	1	94.6		89 - 112
		WATER	Bromofluorobenzene	1	107		85 - 114
J2200963002	RSA306-2805-A1006	WATER	1,2-Dichloroethane-d4	1	92.8		81 - 118
		WATER	Toluene-d8	1	94.5		89 - 112
		WATER	Bromofluorobenzene	1	111		85 - 114
J2200963003	RSA306-2806-A1007	WATER	1,2-Dichloroethane-d4	1	94.2		81 - 118
		WATER	Toluene-d8	1	93.5		89 - 112
		WATER	Bromofluorobenzene	1	107		85 - 114
J2200963004	RSA306-2807-A1008	WATER	1,2-Dichloroethane-d4	1	92.1		81 - 118
		WATER	Toluene-d8	1	93.9		89 - 112
		WATER	Bromofluorobenzene	1	108		85 - 114
J2200963005	RSA306-2342-A1002	WATER	1,2-Dichloroethane-d4	1	96.4		81 - 118
		WATER	Toluene-d8	1	93.2		89 - 112
		WATER	Bromofluorobenzene	1	108		85 - 114
J2200963006	RSA306-2342-A1002-FD	WATER	1,2-Dichloroethane-d4	1	92.5		81 - 118
		WATER	Toluene-d8	1	95.8		89 - 112
		WATER	Bromofluorobenzene	1	109		85 - 114
J2200963007	RSA306-2343-A1003	WATER	1,2-Dichloroethane-d4	5	96.2		81 - 118
		WATER	Toluene-d8	5	94.1		89 - 112
		WATER	Bromofluorobenzene	5	106		85 - 114
J2200963008	RSA306-2344-A1004	WATER	1,2-Dichloroethane-d4	1	94.7		81 - 118
		WATER	Toluene-d8	1	93.2		89 - 112
		WATER	Bromofluorobenzene	1	107		85 - 114
J2200963009	RSA306-A8011-ER	WATER	1,2-Dichloroethane-d4	1	92.2		81 - 118
		WATER	Toluene-d8	1	93.8		89 - 112
		WATER	Bromofluorobenzene	1	110		85 - 114
J2200963010	RSA306-A9041	WATER	1,2-Dichloroethane-d4	1	92.9		81 - 118
		WATER	Toluene-d8	1	93.1		89 - 112



Advanced Environmental Laboratories, Inc.

VOLATILE ORGANICS SURROGATE PERCENT RECOVERY SUMMARY FORM 2A

SDG No.: J2200963

Client: Environmental Chemical Corporation (ECC)

Lab Sample ID	Client Sample ID	Matrix	Parameter	Dil	Rec	Q	Limits
J2200963010	RSA306-A9041	WATER	Bromofluorobenzene	1	106		85 - 114
4178677	RSA306-2805-A1006MS	WATER	1,2-Dichloroethane-d4	1	89.2		81 - 118
		WATER	Toluene-d8	1	96.7		89 - 112
		WATER	Bromofluorobenzene	1	101		85 - 114
4178678	RSA306-2805-A1006MSD	WATER	1,2-Dichloroethane-d4	1	89.1		81 - 118
		WATER	Toluene-d8	1	97.2		89 - 112
		WATER	Bromofluorobenzene	1	102		85 - 114



Advanced Environmental Laboratories, Inc.

VOLATILE ORGANICS

INTERNAL STANDARD AREA AND RETENTION TIME SUMMARY

FORM 2B

SDG No.: J2200963

Client: Environmental Chemical Corporation (ECC)

Date Analyzed: 1/10/2022 18:12

Instrument ID: J1A

Lab File ID: 220110A024.QGD

	IS1 AREA #	RT#	IS2 AREA #	RT #	IS3 AREA #	RT #
ICV STD	319952	4.627	315326	7.026	202466	9.258
UPPER LIMIT	639904	4.677	630652	7.076	404932	9.308
LOWER LIMIT	159976	4.577	157663	6.976	101233	9.208
LAB SAMPLE ID						

- IS1 = 1,4-Difluorobenzene (IS)
- IS2 = Chlorobenzene-d5 (IS)
- IS3 = 1,4-Dichlorobenzene-d4 (IS)

AREA UPPER LIMIT = +100% of internal standard area

AREA LOWER LIMIT = -50% of internal standard area

RT UPPER LIMIT = +0.05 minutes of internal standard RT

RT LOWER LIMIT = -0.05 minutes of internal standard RT

Column used to flag values outside QC limits with an asterisk.

* Values outside of QC limits.



Advanced Environmental Laboratories, Inc.

VOLATILE ORGANICS

INTERNAL STANDARD AREA AND RETENTION TIME SUMMARY

FORM 2B

SDG No.: J2200963

Client: Environmental Chemical Corporation (ECC)

Date Analyzed: 1/11/2022 10:18

Instrument ID: J1A

Lab File ID: 220110A036.QGD

	IS1 AREA #	RT#	IS2 AREA #	RT #	IS3 AREA #	RT #
ICV STD	362139	4.620	349071	7.017	239146	9.249
UPPER LIMIT	724278	4.670	698142	7.067	478292	9.299
LOWER LIMIT	181070	4.570	174536	6.967	119573	9.199
LAB SAMPLE ID						

- IS1 = 1,4-Difluorobenzene (IS)
- IS2 = Chlorobenzene-d5 (IS)
- IS3 = 1,4-Dichlorobenzene-d4 (IS)

AREA UPPER LIMIT = +100% of internal standard area

AREA LOWER LIMIT = -50% of internal standard area

RT UPPER LIMIT = +0.05 minutes of internal standard RT

RT LOWER LIMIT = -0.05 minutes of internal standard RT

Column used to flag values outside QC limits with an asterisk.

* Values outside of QC limits.



Advanced Environmental Laboratories, Inc.

VOLATILE ORGANICS

INTERNAL STANDARD AREA AND RETENTION TIME SUMMARY

FORM 2B

SDG No.: J2200963

Client: Environmental Chemical Corporation (ECC)

Date Analyzed: 1/21/2022 09:17

Instrument ID: J1A

Lab File ID: 220121A003.QGD

	IS1 AREA #	RT#	IS2 AREA #	RT #	IS3 AREA #	RT #
12 HOUR STD	348312	4.635	342533	7.032	239753	9.263
UPPER LIMIT	696624	4.685	685066	7.082	479506	9.313
LOWER LIMIT	174156	4.585	171267	6.982	119877	9.213
LAB SAMPLE ID						
MB for HBN 75400 [MSVi/3202]	305318	4.635	323457	7.034	202130	9.266
LCS for HBN 75400 [MSVi/3202]	348312	4.635	342533	7.032	239753	9.263
RSA306-TB0001-TB	344270	4.634	352898	7.032	223662	9.264
RSA306-2805-A1006	316983	4.634	331519	7.032	203073	9.263
RSA306-2806-A1007	317128	4.634	337294	7.032	212436	9.264
RSA306-2807-A1008	316025	4.634	326994	7.033	204557	9.265
RSA306-2342-A1002	304252	4.634	327038	7.033	205392	9.265
RSA306-2342-A1002-FD	344415	4.634	347733	7.033	216062	9.264
RSA306-2343-A1003	299038	4.635	314567	7.034	202800	9.265
RSA306-2344-A1004	296814	4.636	308521	7.034	195306	9.267
RSA306-A8011-ER	319096	4.637	328192	7.035	201212	9.267
RSA306-A9041	324157	4.636	337453	7.035	218227	9.266
RSA306-2805-A1006MS	332514	4.632	341692	7.030	249284	9.260
RSA306-2805-A1006MSD	333579	4.633	333576	7.031	235972	9.261

IS1 = 1,4-Difluorobenzene (IS)
 IS2 = Chlorobenzene-d5 (IS)
 IS3 = 1,4-Dichlorobenzene-d4 (IS)

AREA UPPER LIMIT = +100% of internal standard area
 AREA LOWER LIMIT = -50% of internal standard area
 RT UPPER LIMIT = +0.05 minutes of internal standard RT
 RT LOWER LIMIT = -0.05 minutes of internal standard RT

Column used to flag values outside QC limits with an asterisk.

* Values outside of QC limits.



Advanced Environmental Laboratories, Inc.

VOLATILE ORGANICS

INTERNAL STANDARD AREA AND RETENTION TIME SUMMARY

FORM 2B

SDG No.: J2200963

Client: Environmental Chemical Corporation (ECC)

Date Analyzed: 1/21/2022 20:40

Instrument ID: J1A

Lab File ID: 220121A031.QGD

	IS1 AREA #	RT#	IS2 AREA #	RT #	IS3 AREA #	RT #
12 HOUR STD	320359	4.633	319792	7.029	237707	9.260
UPPER LIMIT	640718	4.683	639584	7.079	475414	9.310
LOWER LIMIT	160180	4.583	159896	6.979	118854	9.210
LAB SAMPLE ID						

- IS1 = 1,4-Difluorobenzene (IS)
- IS2 = Chlorobenzene-d5 (IS)
- IS3 = 1,4-Dichlorobenzene-d4 (IS)

AREA UPPER LIMIT = +100% of internal standard area

AREA LOWER LIMIT = -50% of internal standard area

RT UPPER LIMIT = +0.05 minutes of internal standard RT

RT LOWER LIMIT = -0.05 minutes of internal standard RT

Column used to flag values outside QC limits with an asterisk.

* Values outside of QC limits.



VOLATILE ORGANICS

MATRIX SPIKE REPORT

FORM 3A

SW-846 8260C

SDG No.: J2200963

Client: Environmental Chemical Corporation (ECC)

MS Sample ID: 4178677	Matrix: WATER
Client Sample ID: RSA306-2805-A1006	Parent Wgt/Vol: 5.0 mL
Date Prepared: 1/21/2022 08:53	MS Wgt/Vol: 5.0 mL
Parent Analyzed: 1/21/2022 10:30	Parent Final Volume: 5000 uL
MS Analyzed: 1/21/2022 19:27	MS Final Volume: 5000 uL
Parent File ID: 220121A006.qgd	% Moisture: 100.00
MS Data File: 220121A028.qgd	Dilution Factor: 1.0
Lims Analytical Batch: 3203	Lims Prep Batch: 3202
Prep Method: SW-846 5030B	Units: ug/L

Parameter	Conc Added	Sample Result	Q	Conc MS	Q	%Rec MS	Q	QC Limits Recovery
Benzene	20.0	0.500	U	20.8		104		79 - 120



Advanced Environmental Laboratories, Inc.

VOLATILE ORGANICS MATRIX SPIKE/MATRIX SPIKE DUPLICATE REPORT FORM 3A SW-846 8260C

SDG No.: J2200963

Client: Environmental Chemical Corporation (ECC)

MSD Sample ID: 4178678

Matrix: WATER

Client Sample ID: RSA306-2805-A1006

Parent Wgt/Vol: 5.0 mL

Date Prepared: 1/21/2022 08:53

MSD Wgt/Vol: 5.0 mL

Parent Analyzed: 1/21/2022 10:30

Parent Final Volume: 5000 uL

MSD Analyzed: 1/21/2022 19:51

MSD Final Volume: 5000 uL

Dilution MSD: 1.0

% Moisture: 100.00

Parent File ID: 220121A006.qgd

Lims Analytical Batch: 3203

MSD File ID: 220121A029.qgd

Lims Prep Batch: 3202

Prep Method: SW-846 5030B

Units: ug/L

Parameter	Conc		Q	Results		%Rec		QC Limits			
	Added	Sample		MSD	Q	MSD	Q	RPD	Q	Recovery	RPD
Benzene	20.0	0.500	U	21.7		108		3.9		79 - 120	20

Analyst: AS Instrument: J1A Trace Number: VOC-B012-F29X
 Method: 8260C Batch:3203
 Sample ID: 4178677MS Data File: C:\GCMSsolution\Data\220121A028.qgd
 Date: 1/21/2022 Method File: C:\GCMSsolution\Data\8260-W-220110A.qgm
 Time: 19:27:34 Sample Name: J2200963002MS
 Dilution: 1

Internal Standard

ID#	Name	Mass	Time	Area	Conc.
1	1,4-Difluorobenzene (IS)	114.00	4.63	332514	50.00
51	Chlorobenzene-d5 (IS)	117.00	7.03	341692	50.00
71	1,4-Dichlorobenzene-d4 (IS)	150.00	9.26	249284	50.00

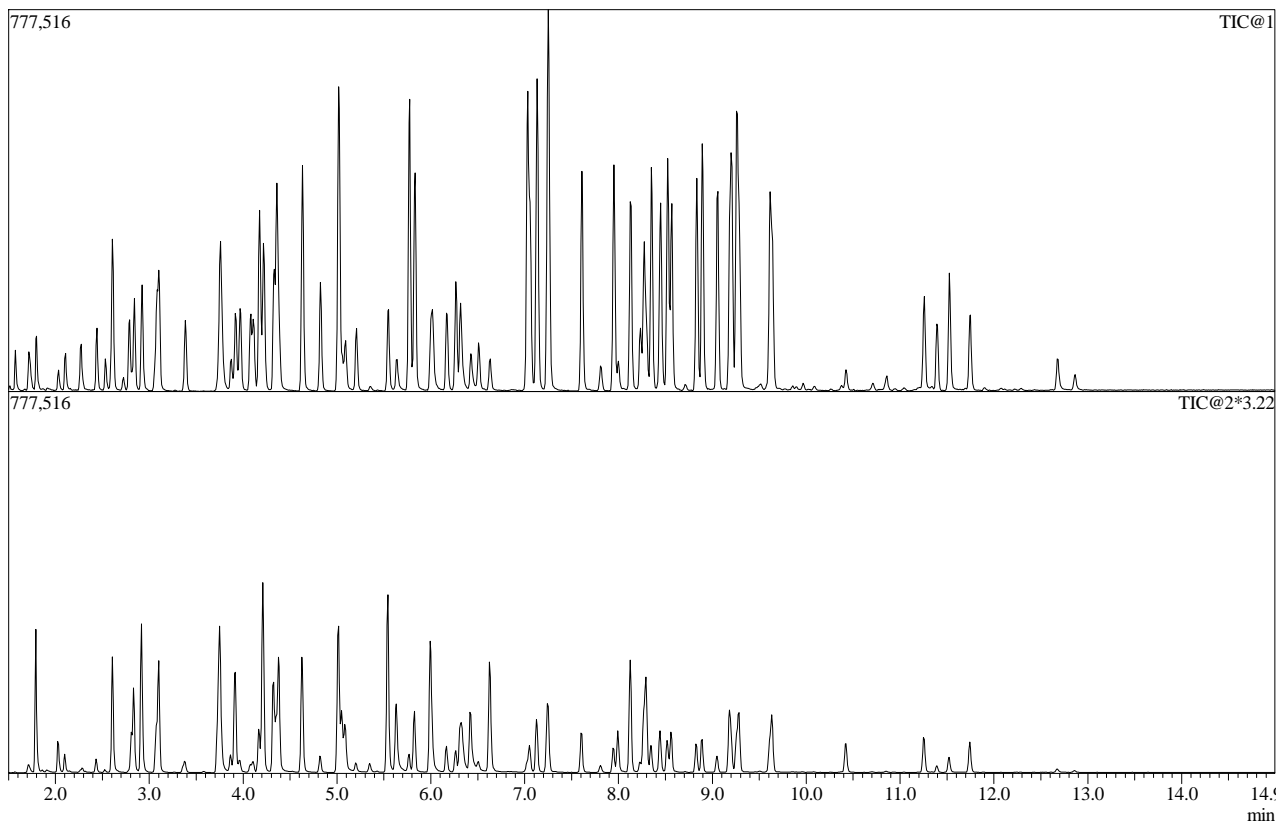
Surrogate

ID#	Name	Mass	Time	Area	Conc.
37	1,2-Dichloroethane-d4	65.00	4.33	75664	44.60
53	Toluene-d8	98.00	5.77	377893	48.37
74	Bromofluorobenzene	95.00	8.13	170731	50.36

Target

ID#	Name	Mass	Time	Area	Conc.
2	Dichlorodifluoromethane	85.00	1.57	56702	16.93
3	Chloromethane	50.00	1.72	96212	17.50
4	Vinyl Chloride	62.00	1.80	92859	19.82
5	Bromomethane	94.00	2.03	21741	15.28
6	Chloroethane	64.00	2.11	59004	21.66
7	Trichlorofluoromethane	101.00	2.27	59596	20.24
8	Diethyl Ether	59.00	2.44	62030	23.47
9	Acrolein	56.00	2.53	47383	275.77
10	1,1,2-Trichlorotrifluoroethane	101.00	2.60	52479	19.69
11	1,1-Dichloroethene	61.00	2.61	90628	20.93
12	Acetone	43.00	2.62	15100	19.56
13	Idomethane	142.00	2.72	28479	17.22
14	Carbon Disulfide	76.00	2.79	156419	18.33
15	Acetonitrile	41.00	2.79	5651	17.74
16	Methyl Acetate	43.00	2.82	33913	15.03
17	Allyl Chloride(3-Chloroprene)	41.00	2.84	105575	18.43
18	Methylene Chloride	49.00	2.92	105841	18.85
19	Acrylonitrile	53.00	3.06	27832	22.40
20	MTBE	73.00	3.08	135540	20.95
21	trans-1,2-Dichloroethene	61.00	3.11	98189	21.19
22	Vinyl Acetate	43.00	3.37	5567	1.39
23	1,1-Dichloroethane	63.00	3.38	114338	20.62
24	2-Butanone(MEK)	43.00	3.74	67143	17.27
25	Ethyl Acetate	45.00	3.74	8159	18.30
26	cis-1,2-Dichloroethene	61.00	3.76	112389	20.87
27	2,2-Dichloropropane	77.00	3.77	57729	16.86
28	Propionitrile(Ethyl cyanide)	54.00	3.77	8195	20.69
29	Methacrylonitrile	41.00	3.87	29538	19.57
30	Bromochloromethane	49.00	3.92	71995	20.02
31	Tetrahydrofuran	42.00	3.94	15453	12.36
32	Chloroform	83.00	3.97	110316	21.04
33	1,1,1-Trichloroethane	97.00	4.11	73437	20.22
34	Cyclohexane	56.00	4.18	170280	23.50
35	1,1-Dichloropropene	75.00	4.22	91079	19.82
36	Carbon tetrachloride	117.00	4.23	59415	20.43
38	Benzene	78.00	4.36	311807	20.83
39	1,2-Dichloroethane	62.00	4.38	71551	20.34
40	Trichloroethene	95.00	4.83	66315	20.85
41	1,2-Dichloropropane	63.00	5.02	70343	21.26
42	Methyl Cyclohexane	83.00	5.02	132355	22.08
43	Dibromomethane	93.00	5.09	33408	22.12
44	Bromodichloromethane	83.00	5.21	78570	21.09
45	2-Nitropropane	43.00	5.36	6743	17.39
46	2-Chloroethylvinyl ether	63.00	-	---	N.D.(Peak)
47	cis-1,3-Dichloropropene	75.00	5.55	100026	20.23
48	4-Methyl-2-Pentanone(MIBK)	43.00	5.64	50591	20.82
49	trans-1,3-Dichloropropene	75.00	6.00	70862	19.46
50	1,1,2-Trichloroethane	97.00	6.17	53797	21.91
52	1,4-Dioxane	88.00	5.06	844	20.45
54	Toluene	91.00	5.83	316089	22.12
55	Ethyl Methacrylate	69.00	6.02	68759	20.23

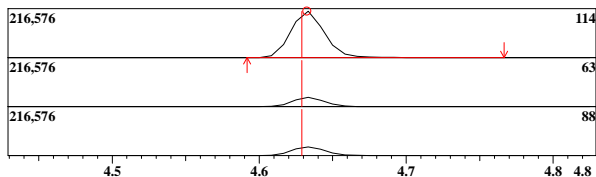
ID#	Name	Mass	Time	Area	Conc.
56	Tetrachloroethene	166.00	6.27	64336	21.78
57	1,3-Dichloropropane	76.00	6.32	103443	19.64
58	2-Hexanone(MBK)	43.00	6.34	24386	18.44
59	Dibromochloromethane	127.00	6.51	38941	21.47
60	1,2-Dibromoethane	107.00	6.63	47888	20.59
61	Chlorobenzene	112.00	7.06	191056	20.19
62	1,1,1,2-Tetrachloroethane	131.00	7.13	54378	21.15
63	Ethylbenzene	91.00	7.13	340083	22.17
64	Xylene-mp	91.00	7.25	562851	44.48
65	Xylene-o	91.00	7.61	279930	22.68
66	Styrene	104.00	-	---	N.D.
67	Bromoform	173.00	7.81	25117	20.92
68	Cyclohexanone	55.00	8.06	2657	26.37
69	1,1,2,2-Tetrachloroethane	83.00	8.23	75294	23.16
70	1,2,3-Trichloropropane	75.00	8.30	48242	18.00
72	Isopropylbenzene	105.00	7.95	302719	21.08
73	Trans-1,4-Dichloro-2-butene	53.00	8.00	15780	17.17
75	Bromobenzene	77.00	8.27	155039	19.90
76	n-Propylbenzene	91.00	8.35	383247	22.01
77	2-Chlorotoluene	91.00	8.45	235790	21.70
78	1,3,5-Trimethylbenzene	105.00	8.53	268359	21.51
79	4-Chlorotoluene	91.00	8.57	268327	23.92
80	tert-Butylbenzene	119.00	8.83	222069	22.43
81	1,2,4-Trimethylbenzene	105.00	8.89	294964	23.96
82	sec-Butylbenzene	105.00	9.05	318020	21.26
83	1,3-Dichlorobenzene	146.00	9.18	126405	20.90
84	p-iso-Propyltoluene	119.00	9.21	274577	22.78
85	1,4-Dichlorobenzene	146.00	9.29	130477	20.89
86	n-Butylbenzene	91.00	9.61	223299	21.03
87	1,2-Dichlorobenzene	146.00	9.64	122293	21.11
88	1,2-Dibromo-3-chloropropane	75.00	10.43	8701	20.94
89	1,2,4-Trichlorobenzene	180.00	11.26	60836	23.25
90	Hexachlorobutadiene	225.00	11.39	30980	21.50
91	Naphthalene	128.00	11.53	210368	41.03
92	1,2,3-Trichlorobenzene	180.00	11.75	55180	23.65



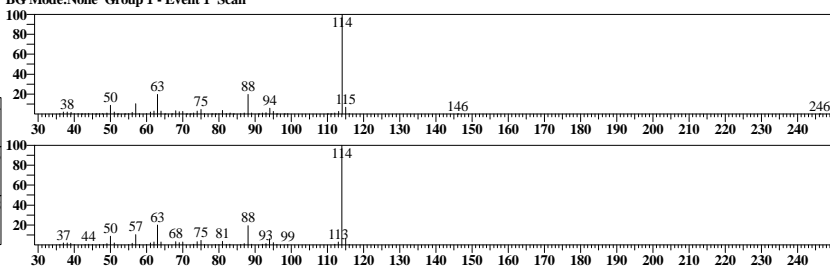
ID#1 Name:1,4-Difluorobenzene (IS) Type:ISTD No Manual Integration

Mass:114.00 R.T:4.632 Area:332514 Conc:50.00000ppm
Event:1:Scan SI:99

#	m/z	Area	Ratio	Reference
1	63.00	18210	19.70	23.00
2	88.00	18148	19.64	20.00



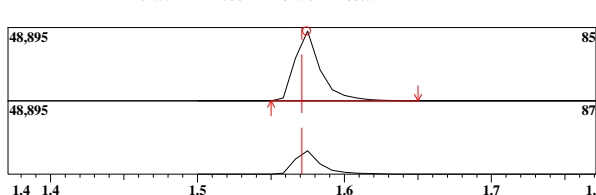
ID#1 R.Time:4.633(Scan#:753)
MassPeaks:66
RawMode:Averaged 4.608-4.658(747-759)
BG Mode:None Group 1 - Event 1 Scan



ID#2 Name:Dichlorodifluoromethane Type:Target No Manual Integration


Mass:85.00 R.T:1.574 Area:56702 Conc:16.93210ppm
Event:1:Scan SI:95

#	m/z	Area	Ratio	Reference
1	87.00	5381	34.48	33.00



ID#2 R.Time:1.575(Scan#:19)

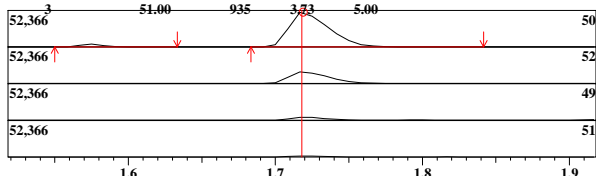
MassPeaks:32
RawMode:Averaged 1.550-1.600(13-25)
BG Mode:None Group 1 - Event 1 Scan



ID#3 Name:Chloromethane Type:Target No Manual Integration

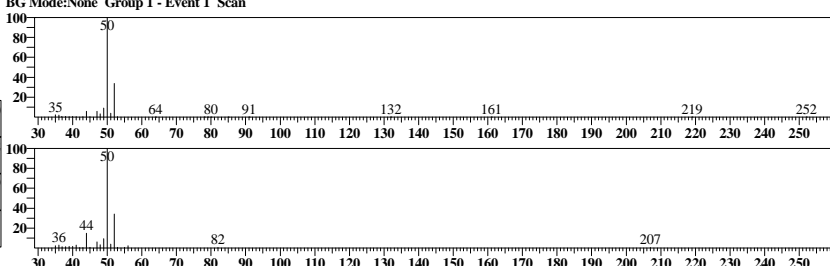
Mass:50.00 R.T:1.719 Area:96212 Conc:17.50487ppm
Event:1:Scan SI:96

#	m/z	Area	Ratio	Reference
1	52.00	8471	33.80	30.00
2	49.00	2238	8.93	10.00
3	51.00	935	3.73	5.00



ID#3 R.Time:1.717(Scan#:53)

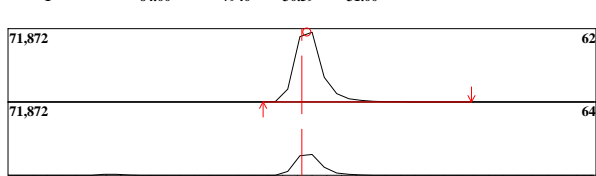
MassPeaks:27
RawMode:Averaged 1.692-1.742(47-59)
BG Mode:None Group 1 - Event 1 Scan



ID#4 Name:Vinyl Chloride Type:Target No Manual Integration

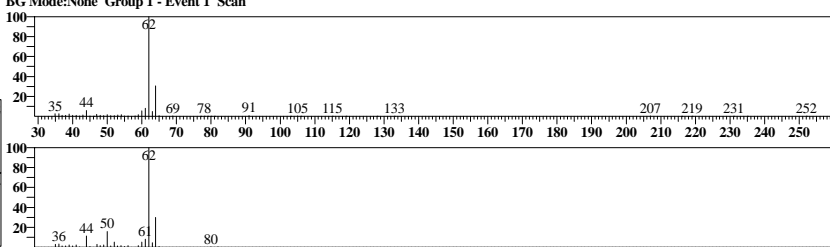
Mass:62.00 R.T:1.797 Area:92859 Conc:19.81610ppm
Event:1:Scan SI:94

#	m/z	Area	Ratio	Reference
1	64.00	7940	30.59	31.00



ID#4 R.Time:1.800(Scan#:73)

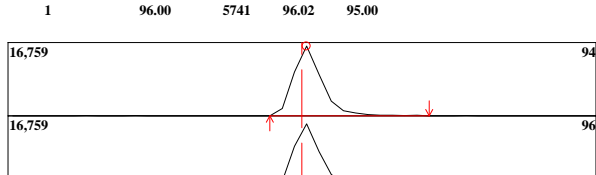
MassPeaks:50
RawMode:Averaged 1.775-1.825(67-79)
BG Mode:None Group 1 - Event 1 Scan



ID#5 Name:Bromomethane Type:Target No Manual Integration

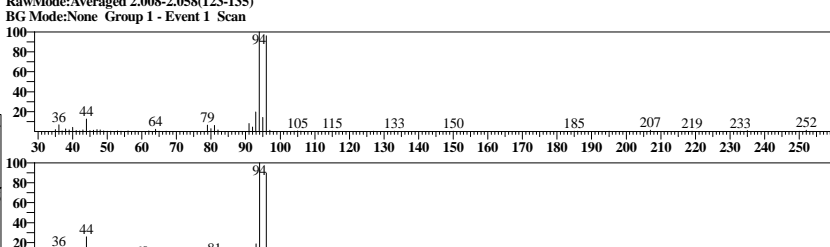
Mass:94.00 R.T:2.033 Area:21741 Conc:15.28372ppm
Event:1:Scan SI:93

#	m/z	Area	Ratio	Reference
1	96.00	5741	96.02	95.00



ID#5 R.Time:2.033(Scan#:129)

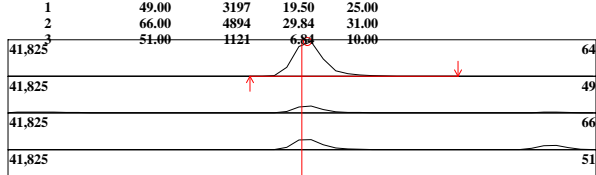
MassPeaks:52
RawMode:Averaged 2.008-2.058(123-135)
BG Mode:None Group 1 - Event 1 Scan



ID#6 Name:Chloroethane Type:Target No Manual Integration

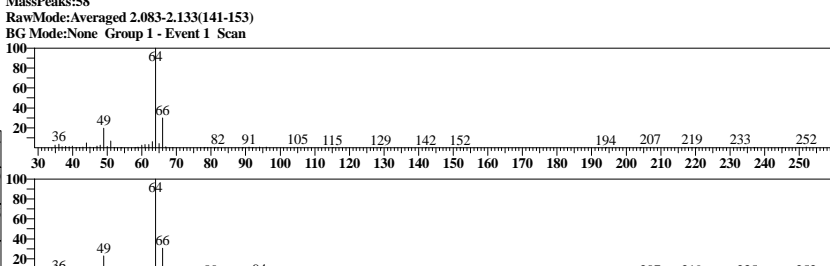
Mass:64.00 R.T:2.106 Area:59004 Conc:21.65962ppm
Event:1:Scan SI:97

#	m/z	Area	Ratio	Reference
1	49.00	3197	19.50	25.00
2	66.00	4894	29.84	31.00
3	51.00	1121	6.84	10.00



ID#6 R.Time:2.108(Scan#:147)

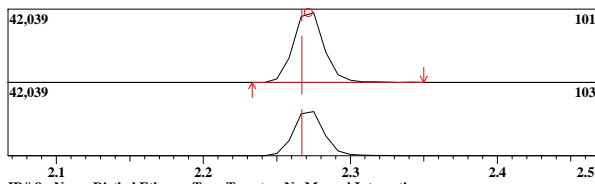
MassPeaks:58
RawMode:Averaged 2.083-2.133(141-153)
BG Mode:None Group 1 - Event 1 Scan



ID#:7 Name:Trichlorofluoromethane Type:Target No Manual Integration

Mass:101.00 R.T:2.272 Area:59596 Conc:20.24065ppm

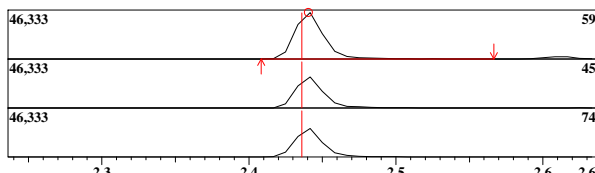
#	m/z	Area	Ratio	Reference
1	103.00	10683	63.68	57.00



ID#8 Name:Diethyl Ether Type:Target No Manual Integration

Mass:59.00 R.T:2.441 Area:62030 Conc:23.47466ppm

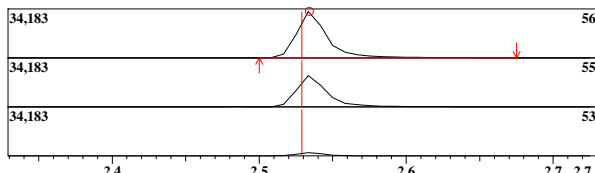
#	m/z	Area	Ratio	Reference
1	45.00	11118	65.67	80.00
2	74.00	10145	59.92	68.00



ID#9 Name:Acrolein Type:Target No Manual Integration

Mass:56.00 R.T:2.534 Area:47383 Conc:275.77271ppm

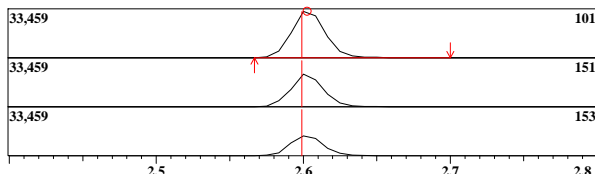
#	m/z	Area	Ratio	Reference
1	55.00	8611	68.66	70.00
2	53.00	899	7.17	5.00



ID#10 Name:1,1,2-Trichlorotrifluoroethane Type:Target No Manual Integration

Mass:101.00 R.T:2.603 Area:52479 Conc:19.69481ppm

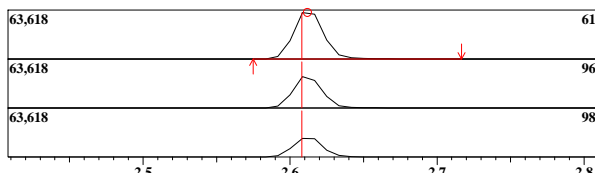
#	m/z	Area	Ratio	Reference
1	151.00	9852	67.62	60.00
2	153.00	6248	42.89	40.00



ID#11 Name:1,1-Dichloroethene Type:Target No Manual Integration

Mass:61.00 R.T:2.612 Area:90628 Conc:20.92817ppm

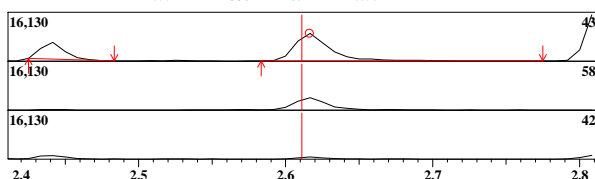
#	m/z	Area	Ratio	Reference
1	96.00	16518	65.30	60.00
2	98.00	10385	41.06	36.00



ID#12 Name:Acetone Type:Target No Manual Integration


Mass:43.00 R.T:2.616 Area:15100 Conc:19.55512ppm

#	m/z	Area	Ratio	Reference
1	58.00	1870	45.73	30.00
2	42.00	338	8.27	10.00




ID#7 R.Time:2.275(Scan#:187)

MassPeaks:65
RawMode:Averaged 2.250-2.300(181-193)
BG Mode:None Group 1 - Event 1 Scan



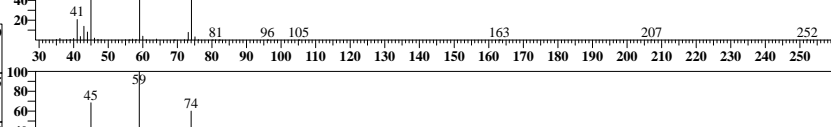
ID#8 R.Time:2.442(Scan#:227)

MassPeaks:35
RawMode:Averaged 2.417-2.467(221-233)
BG Mode:None Group 1 - Event 1 Scan



ID#9 R.Time:2.533(Scan#:249)

MassPeaks:29
RawMode:Averaged 2.508-2.558(243-255)
BG Mode:None Group 1 - Event 1 Scan




ID#10 R.Time:2.608(Scan#:267)

MassPeaks:76
RawMode:Averaged 2.575-2.625(259-271)
BG Mode:None Group 1 - Event 1 Scan




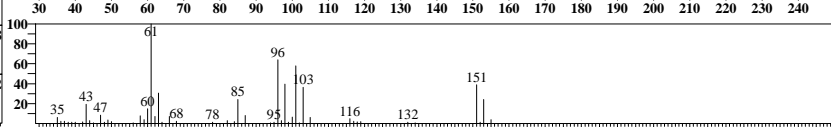
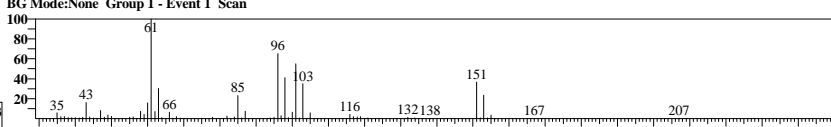
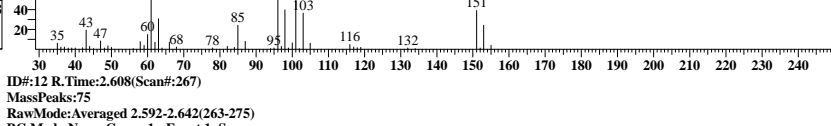
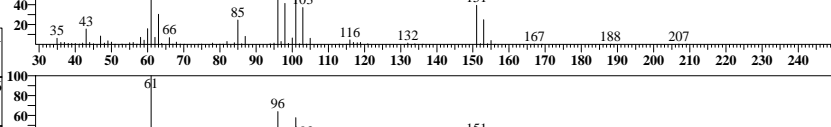
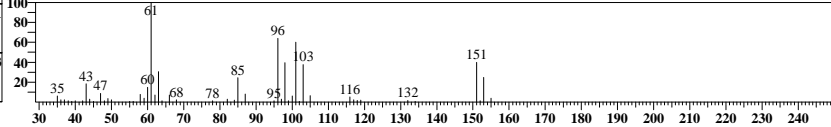
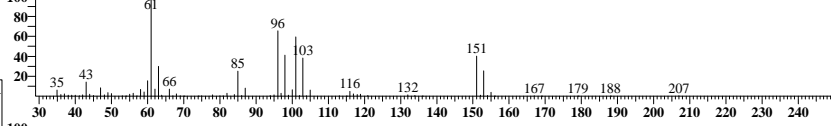
ID#11 R.Time:2.608(Scan#:267)

MassPeaks:76
RawMode:Averaged 2.583-2.633(261-273)
BG Mode:None Group 1 - Event 1 Scan



ID#12 R.Time:2.608(Scan#:267)

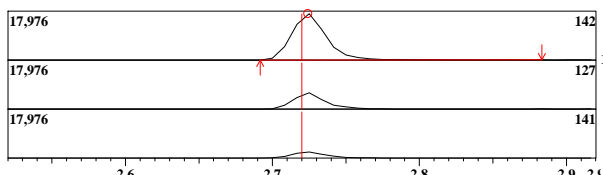
MassPeaks:75
RawMode:Averaged 2.592-2.642(263-275)
BG Mode:None Group 1 - Event 1 Scan



ID#:13 Name:Idomethane Type:Target No Manual Integration

Mass:142.00 R.T:2.724 Area:28479 Conc:17.22373ppm

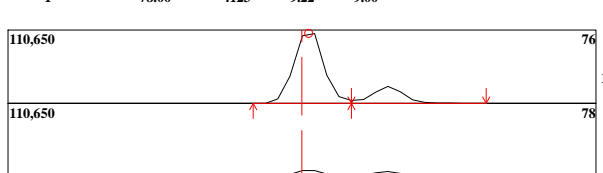
#	m/z	Area	Ratio	Reference
1	127.00	2558	32.98	35.00
2	141.00	1061	13.68	13.00



ID#:14 Name:Carbon Disulfide Type:Target No Manual Integration

Mass:76.00 R.T:2.788 Area:156419 Conc:18.32707ppm

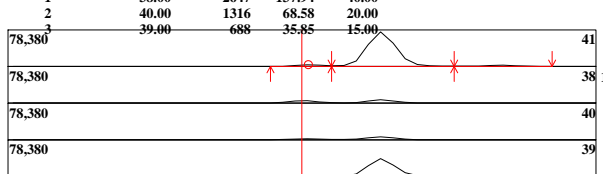
#	m/z	Area	Ratio	Reference
1	78.00	4123	9.22	9.00



ID#:15 Name:Acetonitrile Type:Target No Manual Integration

Mass:41.00 R.T:2.793 Area:5651 Conc:17.73731ppm

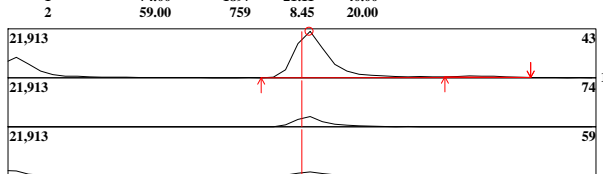
#	m/z	Area	Ratio	Reference
1	38.00	2647	* 137.94	40.00
2	40.00	1316	68.58	20.00
3	39.00	688	35.85	15.00



ID#:16 Name:Methyl Acetate Type:Target No Manual Integration

Mass:43.00 R.T:2.816 Area:33913 Conc:15.02594ppm

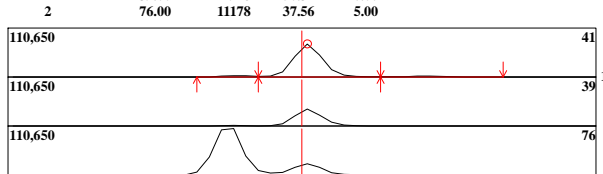
#	m/z	Area	Ratio	Reference
1	74.00	1897	21.11	40.00
2	59.00	759	8.45	20.00



ID#:17 Name:Allyl Chloride(3-Chloroprene) Type:Target No Manual Integration

Mass:41.00 R.T:2.842 Area:105575 Conc:18.43371ppm

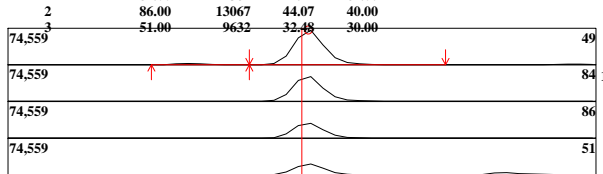
#	m/z	Area	Ratio	Reference
1	39.00	14978	50.32	40.00
2	76.00	11178	37.56	5.00



ID#:18 Name:Methylene Chloride Type:Target No Manual Integration

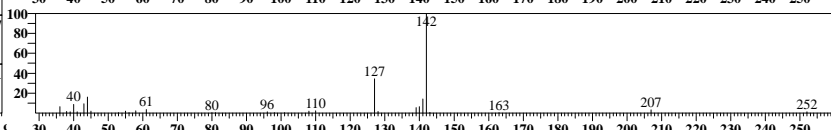

Mass:49.00 R.T:2.923 Area:105841 Conc:18.84518ppm

#	m/z	Area	Ratio	Reference
1	84.00	21384	72.12	64.00
2	86.00	13067	44.07	40.00
3	51.00	9632	32.48	30.00





ID#:13 R.Time:2.725(Scan#:295)

MassPeaks:31
RawMode:Averaged 2.700-2.750(289-301)
BG Mode:None Group 1 - Event 1 Scan





ID#:14 R.Time:2.792(Scan#:311)

MassPeaks:31
RawMode:Averaged 2.767-2.817(305-317)
BG Mode:None Group 1 - Event 1 Scan



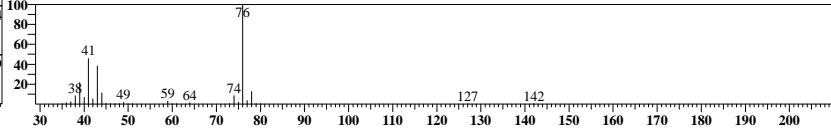
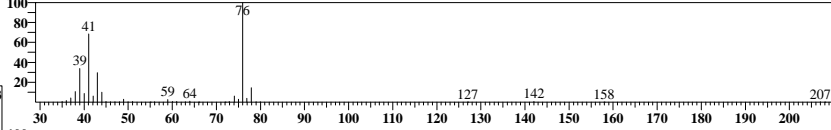
ID#:15 R.Time:2.792(Scan#:311)

MassPeaks:31
RawMode:Averaged 2.767-2.808(305-315)
BG Mode:None Group 1 - Event 1 Scan



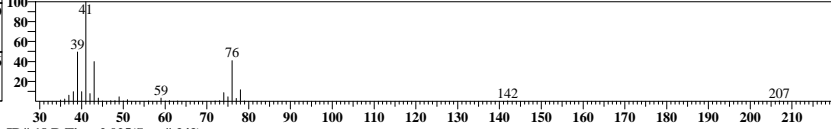
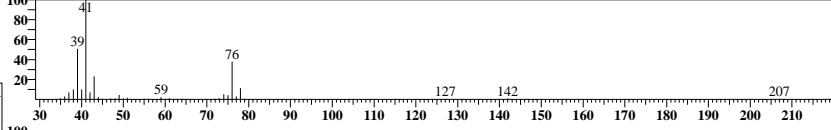
ID#:16 R.Time:2.833(Scan#:321)

MassPeaks:39
RawMode:Averaged 2.792-2.842(311-323)
BG Mode:None Group 1 - Event 1 Scan





ID#:17 R.Time:2.842(Scan#:323)

MassPeaks:37
RawMode:Averaged 2.817-2.867(317-329)
BG Mode:None Group 1 - Event 1 Scan



ID#:18 R.Time:2.925(Scan#:343)

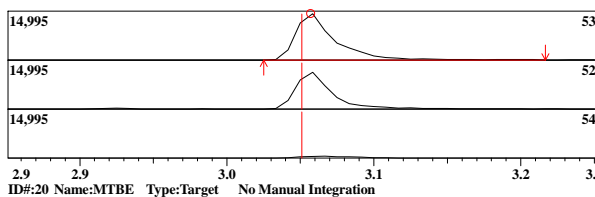
MassPeaks:46
RawMode:Averaged 2.900-2.950(337-349)
BG Mode:None Group 1 - Event 1 Scan



ID#:19 Name:Acrylonitrile Type:Target No Manual Integration

Mass:53.00 R.T:3.057 Area:27832 Conc:22.39973ppm

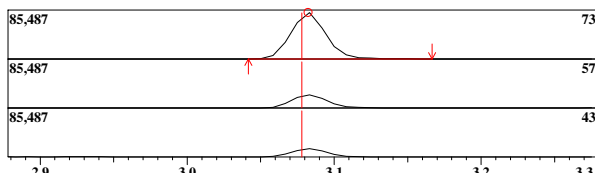
#	m/z	Area	Ratio	Reference
1	52.00	5111	75.71	40.00
2	54.00	370	5.48	10.00



ID#:20 Name:MTBE Type:Target No Manual Integration

Mass:73.00 R.T:3.082 Area:135540 Conc:20.95331ppm

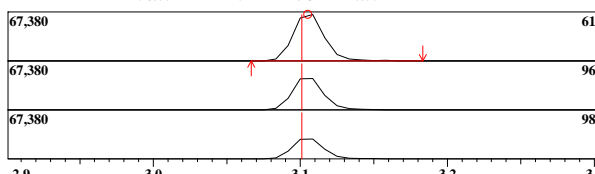
#	m/z	Area	Ratio	Reference
1	57.00	11328	29.96	26.00
2	43.00	7111	18.81	20.00



ID#:21 Name:trans-1,2-Dichloroethene Type:Target No Manual Integration

Mass:61.00 R.T:3.105 Area:98189 Conc:21.19317ppm

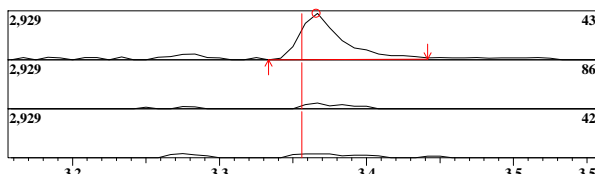
#	m/z	Area	Ratio	Reference
1	96.00	18925	69.01	64.00
2	98.00	12102	44.13	40.00



ID#:22 Name:Vinyl Acetate Type:Target No Manual Integration

Mass:43.00 R.T:3.366 Area:5567 Conc:1.39209ppm

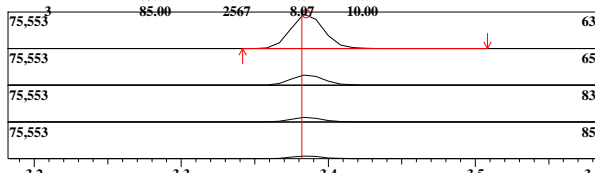
#	m/z	Area	Ratio	Reference
1	86.00	173	12.50	10.00
2	42.00	172	12.43	0.00



ID#:23 Name:1,1-Dichloroethane Type:Target No Manual Integration

Mass:63.00 R.T:3.385 Area:114338 Conc:20.62281ppm

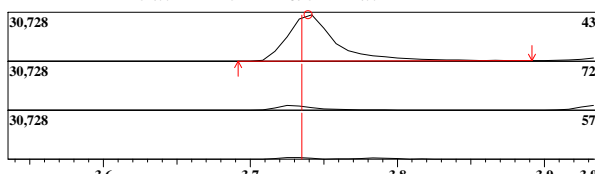
#	m/z	Area	Ratio	Reference
1	65.00	9645	30.32	30.00
2	83.00	4015	12.62	10.00
3	85.00	2567	8.07	10.00




ID#:24 Name:2-Butanone(MEK) Type:Target No Manual Integration

Mass:43.00 R.T:3.739 Area:67143 Conc:17.26716ppm


#	m/z	Area	Ratio	Reference
1	72.00	1566	9.45	30.00
2	57.00	572	3.45	11.00




ID#:19 R.Time:3.075(Scan#:379)
MassPeaks:49
RawMode:Averaged 3.033-3.083(369-381)
BG Mode:None Group 1 - Event 1 Scan




ID#:20 R.Time:3.100(Scan#:385)
MassPeaks:48
RawMode:Averaged 3.058-3.108(375-387)
BG Mode:None Group 1 - Event 1 Scan




ID#:21 R.Time:3.100(Scan#:385)
MassPeaks:46
RawMode:Averaged 3.083-3.133(381-393)
BG Mode:None Group 1 - Event 1 Scan




ID#:22 R.Time:3.383(Scan#:453)
MassPeaks:44
RawMode:Averaged 3.342-3.392(443-455)
BG Mode:None Group 1 - Event 1 Scan



ID#:23 R.Time:3.383(Scan#:453)
MassPeaks:46
RawMode:Averaged 3.358-3.408(447-459)
BG Mode:None Group 1 - Event 1 Scan



ID#:24 R.Time:3.758(Scan#:543)
MassPeaks:61
RawMode:Averaged 3.717-3.767(533-545)
BG Mode:None Group 1 - Event 1 Scan

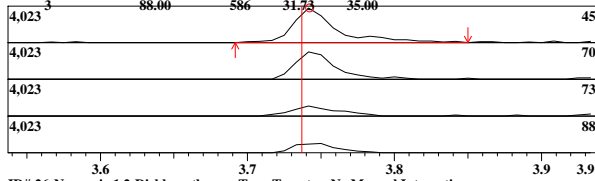


ID#:25 Name:Ethyl Acetate Type:Target No Manual Integration

Mass:45.00 R.T:3.743 Area:8159 Conc:18.29910ppm

Event:1:Scan SI:97

#	m/z	Area	Ratio	Reference
1	70.00	1486	80.45	100.00
2	73.00	631	34.16	45.00
3	88.00	586	31.73	35.00

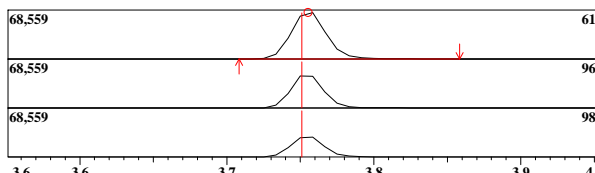


ID#:26 Name:cis-1,2-Dichloroethene Type:Target No Manual Integration

Mass:61.00 R.T:3.755 Area:112389 Conc:20.87411ppm

Event:1:Scan SI:97

#	m/z	Area	Ratio	Reference
1	96.00	20806	66.45	55.00
2	98.00	13053	41.69	35.00

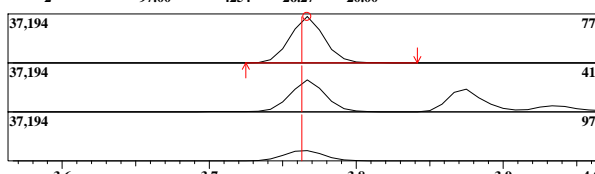


ID#:27 Name:2,2-Dichloropropane Type:Target No Manual Integration

Mass:77.00 R.T:3.767 Area:57729 Conc:16.85927ppm

Event:1:Scan SI:97

#	m/z	Area	Ratio	Reference
1	41.00	11437	70.64	80.00
2	97.00	4254	26.27	20.00

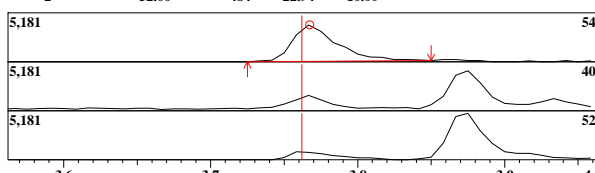


ID#:28 Name:Propionitrile(Ethyl cyanide) Type:Target No Manual Integration

Mass:54.00 R.T:3.768 Area:8195 Conc:20.68663ppm

Event:1:Scan SI:97

#	m/z	Area	Ratio	Reference
1	40.00	887	42.04	30.00
2	52.00	484	22.94	10.00

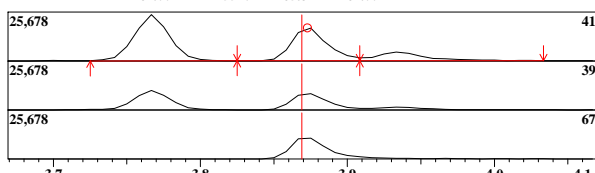


ID#:29 Name:Methacrylonitrile Type:Target No Manual Integration

Mass:41.00 R.T:3.873 Area:29538 Conc:19.57085ppm

Event:1:Scan SI:96

#	m/z	Area	Ratio	Reference
1	39.00	4325	51.43	62.00
2	67.00	5540	65.87	62.00

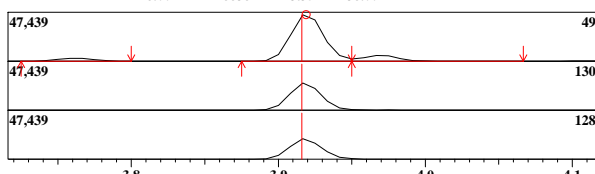


ID#:30 Name:Bromochloromethane Type:Target No Manual Integration

Mass:49.00 R.T:3.919 Area:71995 Conc:20.02068ppm


Event:1:Scan SI:95

#	m/z	Area	Ratio	Reference
1	130.00	11590	56.84	48.00
2	128.00	8838	43.35	38.00




ID#:25 R.Time:3.758(Scan#:543)

MassPeaks:61
RawMode:Averaged 3.717-3.767(533-545)
BG Mode:None Group 1 - Event 1 Scan



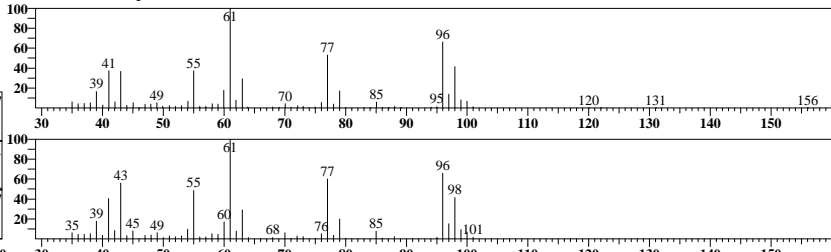
ID#:26 R.Time:3.758(Scan#:543)

MassPeaks:63
RawMode:Averaged 3.733-3.783(537-549)
BG Mode:None Group 1 - Event 1 Scan



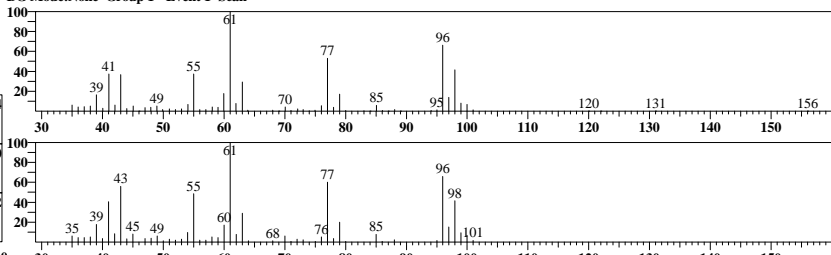
ID#:27 R.Time:3.758(Scan#:543)

MassPeaks:62
RawMode:Averaged 3.742-3.792(539-551)
BG Mode:None Group 1 - Event 1 Scan



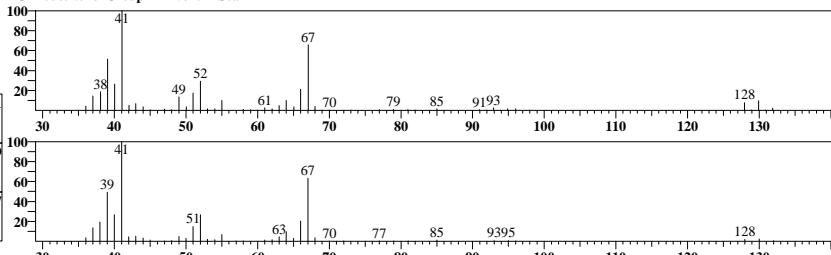
ID#:28 R.Time:3.758(Scan#:543)

MassPeaks:62
RawMode:Averaged 3.742-3.792(539-551)
BG Mode:None Group 1 - Event 1 Scan



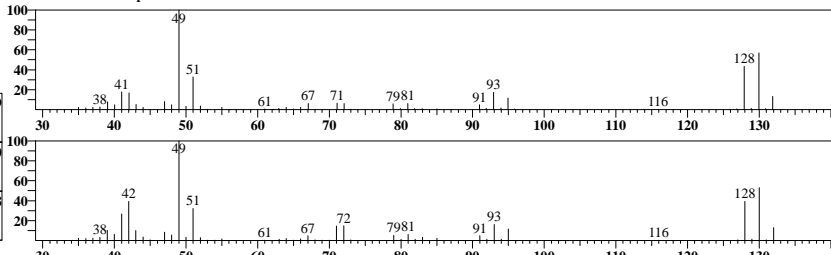
ID#:29 R.Time:3.875(Scan#:571)

MassPeaks:51
RawMode:Averaged 3.850-3.900(565-577)
BG Mode:None Group 1 - Event 1 Scan



ID#:30 R.Time:3.917(Scan#:581)

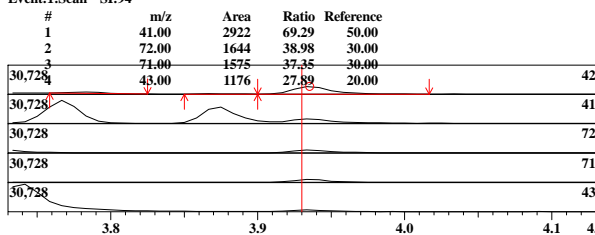
MassPeaks:61
RawMode:Averaged 3.892-3.942(575-587)
BG Mode:None Group 1 - Event 1 Scan



ID#:31 Name:Tetrahydrofuran Type:Target No Manual Integration

Mass:42.00 R.T:3.935 Area:15453 Conc:12.35822ppm

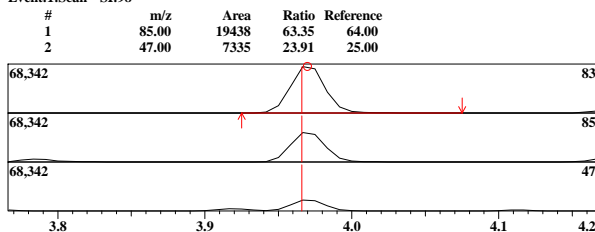
Event:1:Scan SI:94



ID#:32 Name:Chloroform Type:Target No Manual Integration

Mass:83.00 R.T:3.970 Area:110316 Conc:21.03792ppm

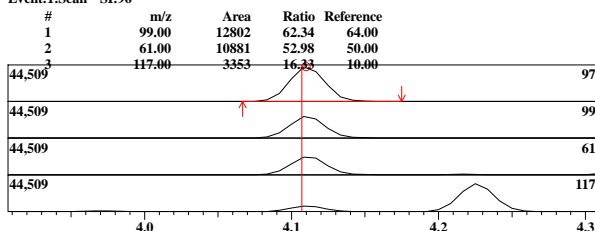
Event:1:Scan SI:98



ID#:33 Name:1,1,1-Trichloroethane Type:Target No Manual Integration

Mass:97.00 R.T:4.110 Area:73437 Conc:20.21784ppm

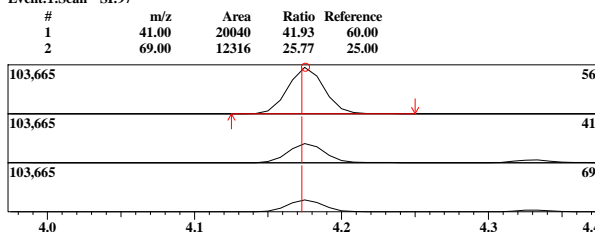
Event:1:Scan SI:96



ID#:34 Name:Cyclohexane Type:Target No Manual Integration

Mass:56.00 R.T:4.176 Area:170280 Conc:23.50326ppm

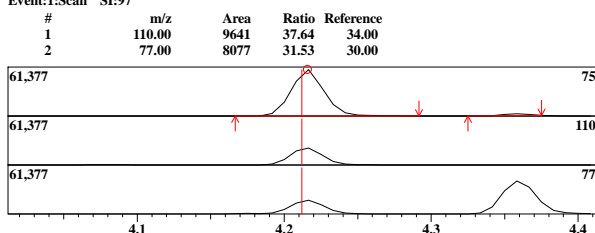
Event:1:Scan SI:97



ID#:35 Name:1,1-Dichloropropene Type:Target No Manual Integration

Mass:75.00 R.T:4.216 Area:91079 Conc:19.81649ppm

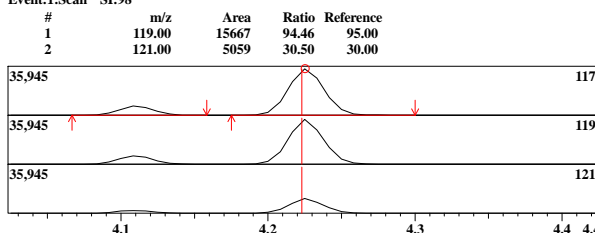
Event:1:Scan SI:97



ID#:36 Name:Carbon tetrachloride Type:Target No Manual Integration

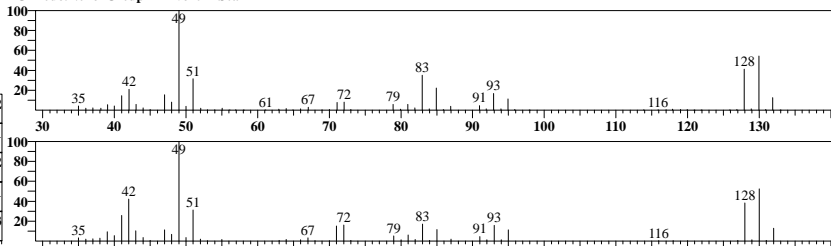
Mass:117.00 R.T:4.226 Area:59415 Conc:20.43079ppm

Event:1:Scan SI:98



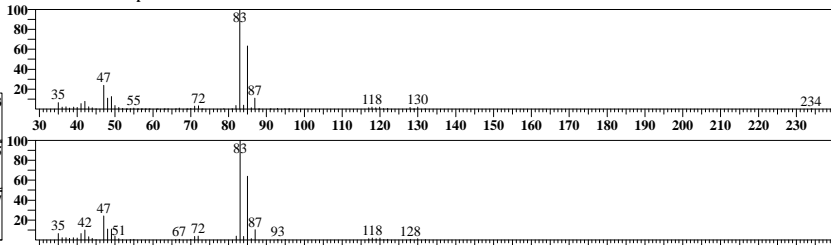
ID#:31 R.Time:3.917(Scan#:581)

MassPeaks:66
RawMode:Averaged 3.908-3.958(579-591)
BG Mode:None Group 1 - Event 1 Scan



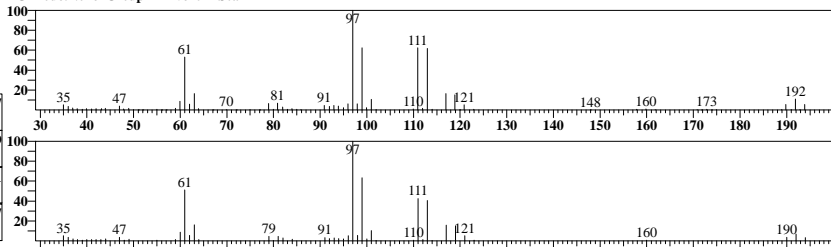
ID#:32 R.Time:3.967(Scan#:593)

MassPeaks:58
RawMode:Averaged 3.942-3.992(587-599)
BG Mode:None Group 1 - Event 1 Scan



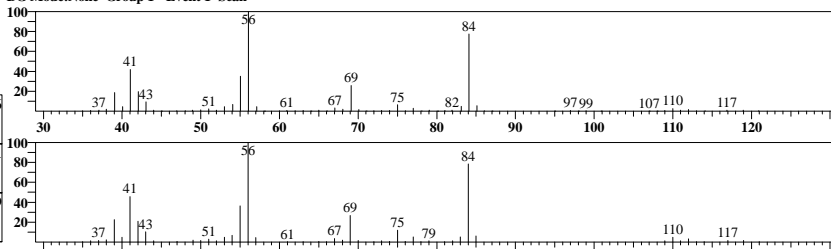
ID#:33 R.Time:4.108(Scan#:627)

MassPeaks:75
RawMode:Averaged 4.083-4.133(621-633)
BG Mode:None Group 1 - Event 1 Scan



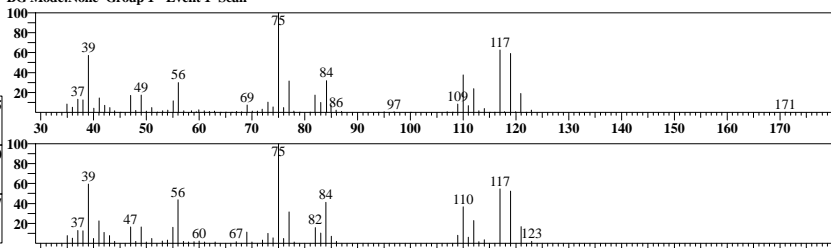
ID#:34 R.Time:4.175(Scan#:643)

MassPeaks:67
RawMode:Averaged 4.150-4.200(637-649)
BG Mode:None Group 1 - Event 1 Scan



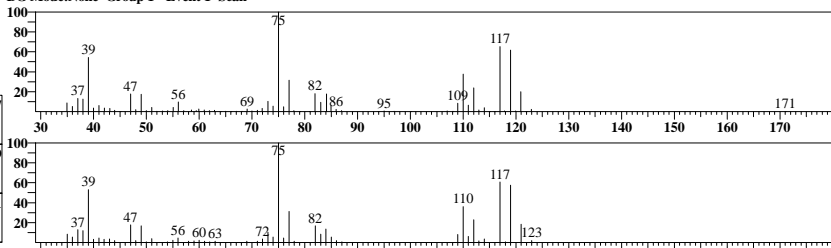
ID#:35 R.Time:4.217(Scan#:653)

MassPeaks:73
RawMode:Averaged 4.192-4.242(647-659)
BG Mode:None Group 1 - Event 1 Scan



ID#:36 R.Time:4.217(Scan#:653)

MassPeaks:73
RawMode:Averaged 4.200-4.250(649-661)
BG Mode:None Group 1 - Event 1 Scan

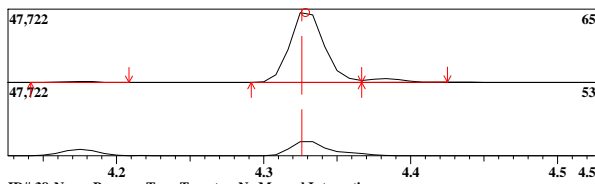


ID#:37 Name:1,2-Dichloroethane-d4 Type:Surrogate/SMC No Manual Integration

Mass:65.00 R.T:4.329 Area:75664 Conc:44.59937ppb

Event:1:Scan SI:96

#	m/z	Area	Ratio	Reference
1	53.00	4587	21.75	15.00

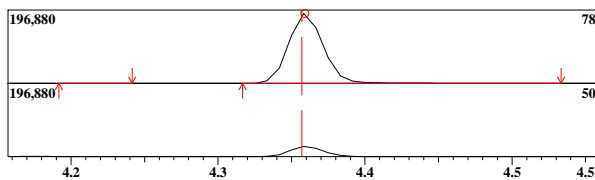


ID#:38 Name:Benzene Type:Target No Manual Integration

Mass:78.00 R.T:4.359 Area:311807 Conc:20.83396ppb

Event:1:Scan SI:98

#	m/z	Area	Ratio	Reference
1	50.00	12917	14.96	16.00

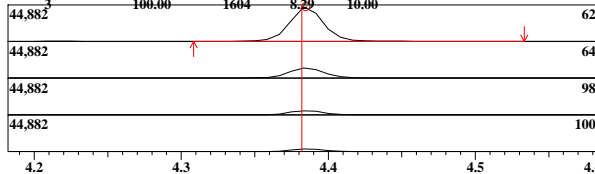


ID#:39 Name:1,2-Dichloroethane Type:Target No Manual Integration

Mass:62.00 R.T:4.385 Area:71551 Conc:20.34036ppb

Event:1:Scan SI:98

#	m/z	Area	Ratio	Reference
1	64.00	5950	30.75	30.00
2	98.00	2412	12.47	10.00
3	100.00	1604	8.29	10.00

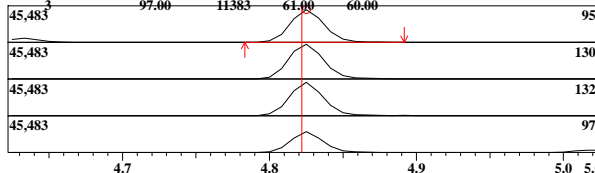


ID#:40 Name:Trichloroethene Type:Target No Manual Integration

Mass:95.00 R.T:4.825 Area:66315 Conc:20.85311ppb

Event:1:Scan SI:99

#	m/z	Area	Ratio	Reference
1	130.00	20370	109.16	95.00
2	132.00	18993	101.79	90.00
3	97.00	11383	61.00	60.00

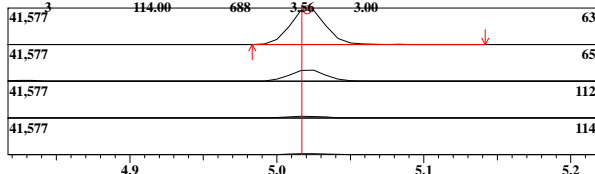


ID#:41 Name:1,2-Dichloropropane Type:Target No Manual Integration

Mass:63.00 R.T:5.021 Area:70343 Conc:21.26256ppb

Event:1:Scan SI:97

#	m/z	Area	Ratio	Reference
1	65.00	6165	31.94	30.00
2	112.00	1015	5.26	5.00
3	114.00	688	3.56	3.00

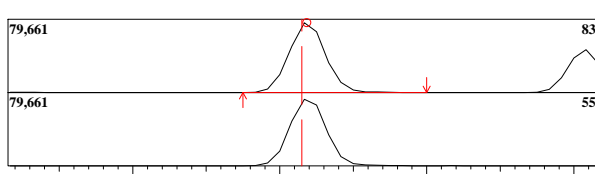


ID#:42 Name:Methyl Cyclohexane Type:Target No Manual Integration

Mass:83.00 R.T:5.019 Area:132355 Conc:22.08080ppb

Event:1:Scan SI:97

#	m/z	Area	Ratio	Reference
1	55.00	35901	96.85	80.00




ID#:37 R.Time:4.333(Scan#:681)

MassPeaks:61

RawMode:Averaged 4.300-4.350(673-685)

BG Mode:None Group 1 - Event 1 Scan

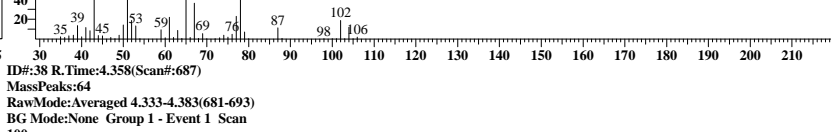


ID#:38 R.Time:4.358(Scan#:687)

MassPeaks:64

RawMode:Averaged 4.333-4.383(681-693)

BG Mode:None Group 1 - Event 1 Scan




ID#:39 R.Time:4.367(Scan#:689)

MassPeaks:57

RawMode:Averaged 4.358-4.408(687-699)

BG Mode:None Group 1 - Event 1 Scan

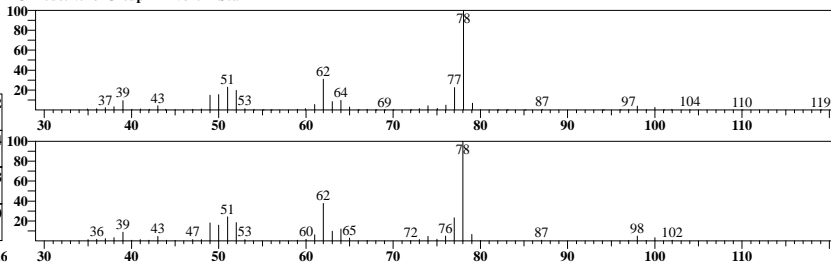


ID#:40 R.Time:4.825(Scan#:799)

MassPeaks:53

RawMode:Averaged 4.800-4.850(793-805)

BG Mode:None Group 1 - Event 1 Scan

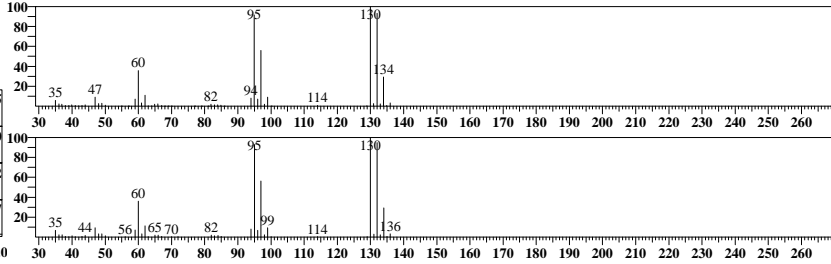


ID#:41 R.Time:5.017(Scan#:845)

MassPeaks:75

RawMode:Averaged 4.992-5.042(839-851)

BG Mode:None Group 1 - Event 1 Scan

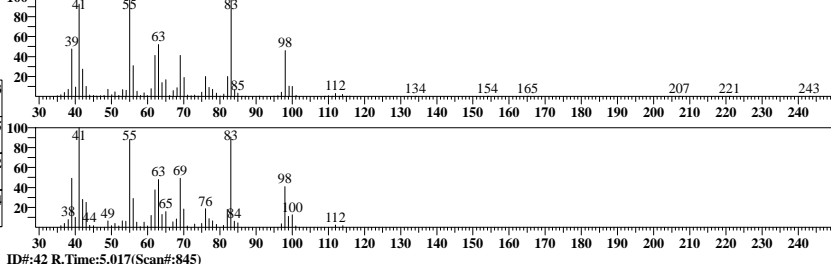


ID#:42 R.Time:5.017(Scan#:845)

MassPeaks:75

RawMode:Averaged 4.992-5.042(839-851)

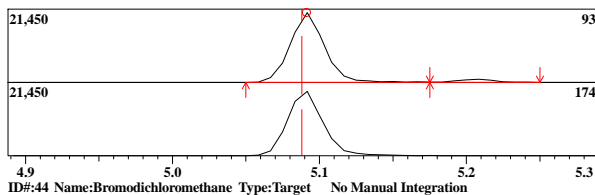
BG Mode:None Group 1 - Event 1 Scan



ID#:43 Name:Dibromomethane Type:Target No Manual Integration



Mass:93.00 R.T:5.091 Area:33408 Conc:22.11711ppb
Event:1:Scan SI:93

#	m/z	Area	Ratio	Reference
1	174.00	8845	96.20	30.00



ID#:43 R.Time:5.092(Scan#:863)

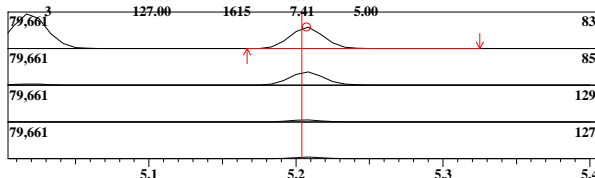
MassPeaks:70
RawMode:Averaged 5.067-5.117(857-869)
BG Mode:None Group 1 - Event 1 Scan



ID#:44 Name:Bromodichloromethane Type:Target No Manual Integration


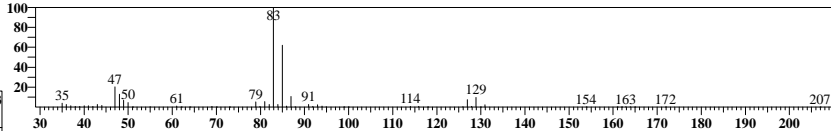
Mass:83.00 R.T:5.207 Area:78570 Conc:21.08972ppb
Event:1:Scan SI:98

#	m/z	Area	Ratio	Reference
1	85.00	13528	62.09	63.00
2	129.00	2079	9.54	10.00
3	127.00	1615	7.41	5.00



ID#:44 R.Time:5.208(Scan#:891)

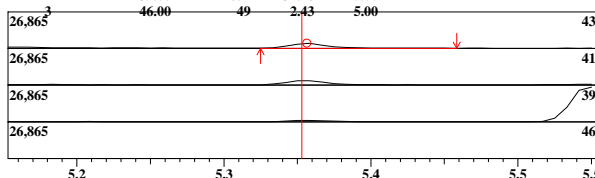
MassPeaks:56
RawMode:Averaged 5.183-5.233(885-897)
BG Mode:None Group 1 - Event 1 Scan



ID#:45 Name:2-Nitropropane Type:Target No Manual Integration

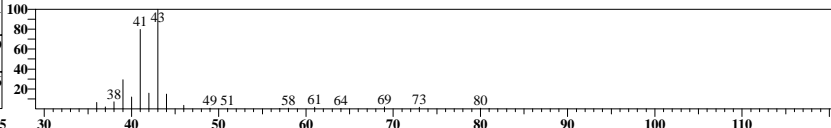
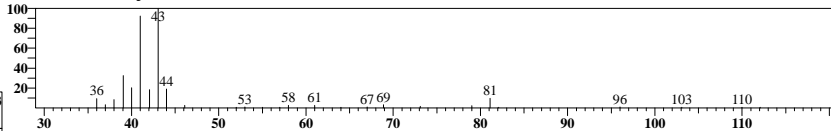
Mass:43.00 R.T:5.356 Area:6743 Conc:17.39468ppb
Event:1:Scan SI:94

#	m/z	Area	Ratio	Reference
1	41.00	1860	* 92.31	30.00
2	39.00	654	32.46	15.00
3	46.00	49	2.43	5.00



ID#:45 R.Time:5.358(Scan#:927)

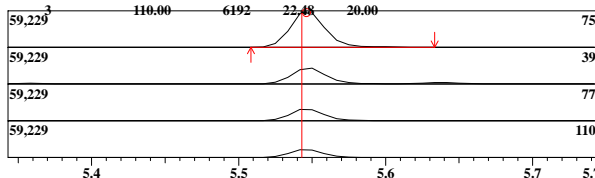
MassPeaks:27
RawMode:Averaged 5.333-5.383(921-933)
BG Mode:None Group 1 - Event 1 Scan



ID#:47 Name:cis-1,3-Dichloropropene Type:Target No Manual Integration


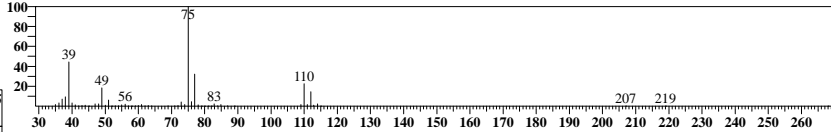
Mass:75.00 R.T:5.546 Area:100026 Conc:20.23321ppb
Event:1:Scan SI:99

#	m/z	Area	Ratio	Reference
1	39.00	12199	44.30	60.00
2	77.00	8820	32.03	31.00
3	110.00	6192	22.40	20.00



ID#:47 R.Time:5.550(Scan#:973)

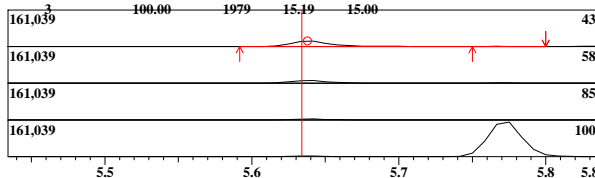
MassPeaks:57
RawMode:Averaged 5.525-5.575(967-979)
BG Mode:None Group 1 - Event 1 Scan



ID#:48 Name:4-Methyl-2-Pentanone(MIBK) Type:Target No Manual Integration

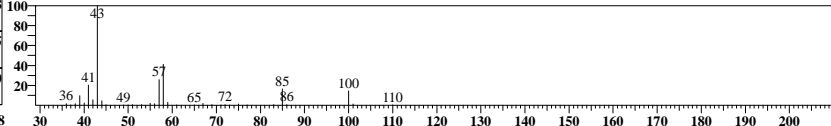
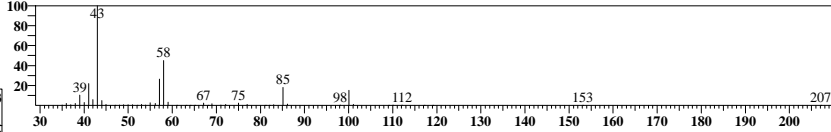
Mass:43.00 R.T:5.638 Area:50591 Conc:20.81617ppb
Event:1:Scan SI:97

#	m/z	Area	Ratio	Reference
1	58.00	5883	45.14	40.00
2	85.00	2361	18.12	15.00
3	100.00	1979	15.19	15.00



ID#:48 R.Time:5.642(Scan#:995)

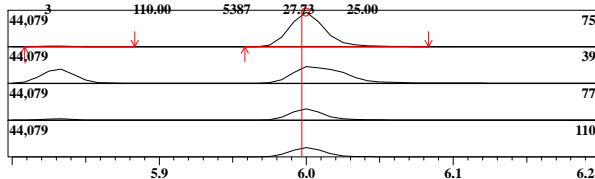
MassPeaks:50
RawMode:Averaged 5.617-5.667(989-1001)
BG Mode:None Group 1 - Event 1 Scan



ID#:49 Name:trans-1,3-Dichloropropene Type:Target No Manual Integration

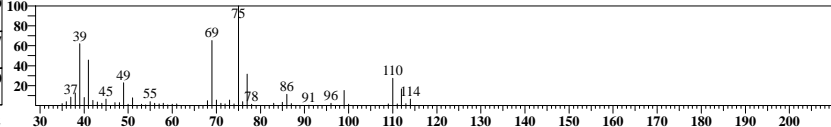
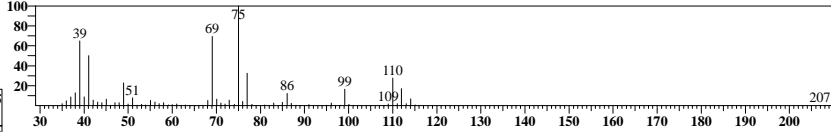
Mass:75.00 R.T:6.000 Area:70862 Conc:19.46273ppb
Event:1:Scan SI:98

#	m/z	Area	Ratio	Reference
1	39.00	12609	64.90	90.00
2	77.00	6303	32.44	30.00
3	110.00	5387	27.73	25.00



ID#:49 R.Time:6.017(Scan#:1085)

MassPeaks:69
RawMode:Averaged 5.975-6.025(1075-1087)
BG Mode:None Group 1 - Event 1 Scan

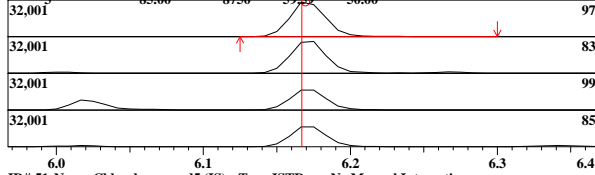


ID#:50 Name:1,1,2-Trichloroethane Type:Target No Manual Integration

Mass:97.00 R.T:6.170 Area:53797 Conc:21.90825ppb

Event:1:Scan SI:99

#	m/z	Area	Ratio	Reference
1	83.00	13735	93.54	90.00
2	99.00	8813	60.02	60.00
3	85.00	8750	59.50	50.00

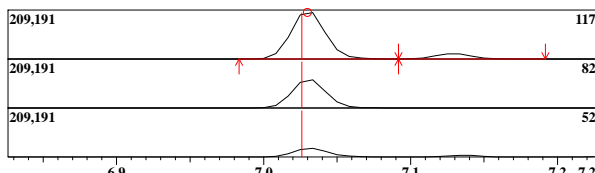


ID#:51 Name:Chlorobenzene-d5 (IS) Type:ISTD No Manual Integration

Mass:117.00 R.T:7.030 Area:341692 Conc:50.00000ppb

Event:1:Scan SI:98

#	m/z	Area	Ratio	Reference
1	82.00	57310	59.69	60.00
2	52.00	18237	19.00	30.00

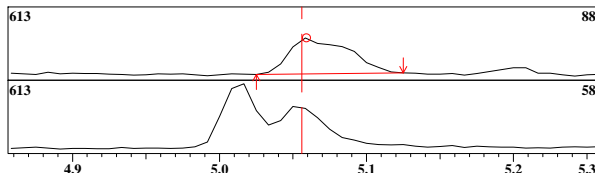


ID#:52 Name:1,4-Dioxane Type:Target No Manual Integration

Mass:88.00 R.T:5.059 Area:844 Conc:20.45098ppb

Event:2:SIM SI:86

#	m/z	Area	Ratio	Reference
1	58.00	276	111.74	130.00

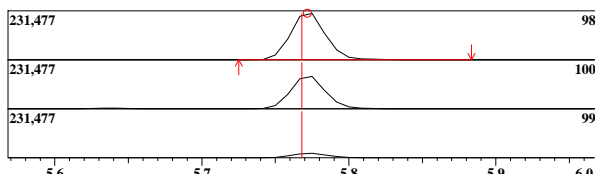


ID#:53 Name:Toluene-d8 Type:Surrogate/SMC No Manual Integration

Mass:98.00 R.T:5.772 Area:377893 Conc:48.37326ppb

Event:1:Scan SI:99

#	m/z	Area	Ratio	Reference
1	100.00	73301	69.34	70.00
2	99.00	10636	10.06	10.00

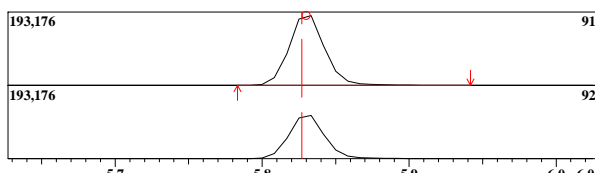


ID#:54 Name:Toluene Type:Target No Manual Integration

Mass:91.00 R.T:5.830 Area:316089 Conc:22.12189ppb

Event:1:Scan SI:99

#	m/z	Area	Ratio	Reference
1	92.00	54897	62.31	60.00

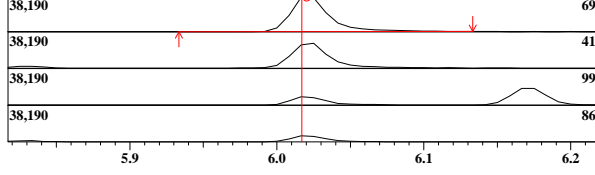


ID#:55 Name:Ethyl Methacrylate Type:Target No Manual Integration

Mass:69.00 R.T:6.021 Area:68759 Conc:20.22693ppb

Event:1:Scan SI:97

#	m/z	Area	Ratio	Reference
1	41.00	12724	72.09	80.00
2	99.00	4158	23.56	20.00
3	86.00	3057	17.32	15.00

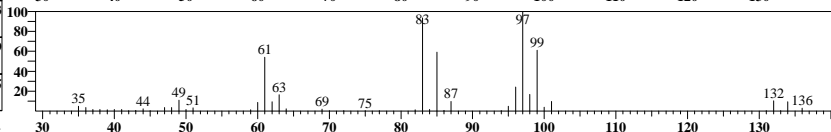
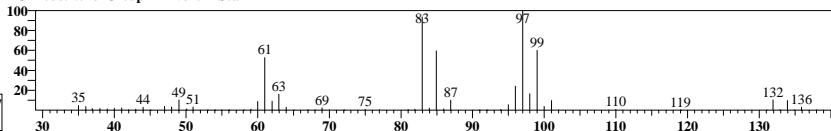


ID#:50 R.Time:6.167(Scan#:1121)

MassPeaks:62

RawMode:Averaged 6.142-6.192(1115-1127)

BG Mode:None Group 1 - Event 1 Scan

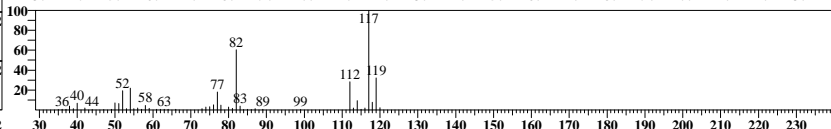
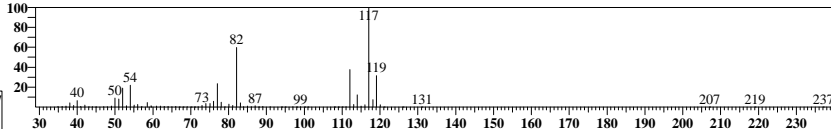


ID#:51 R.Time:7.033(Scan#:1329)

MassPeaks:81

RawMode:Averaged 7.008-7.058(1323-1335)

BG Mode:None Group 1 - Event 1 Scan

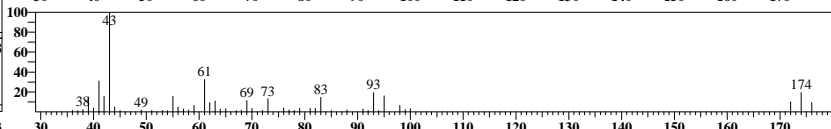
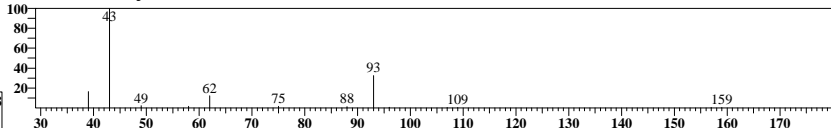


ID#:52 R.Time:5.050(Scan#:854)

MassPeaks:13

RawMode:Averaged 5.033-5.083(850-862)

BG Mode:None Group 1 - Event 2 SIM


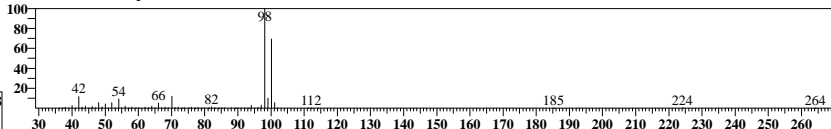


ID#:53 R.Time:5.775(Scan#:1027)

MassPeaks:71

RawMode:Averaged 5.750-5.800(1021-1033)

BG Mode:None Group 1 - Event 1 Scan





ID#:54 R.Time:5.833(Scan#:1041)

MassPeaks:62

RawMode:Averaged 5.808-5.858(1035-1047)

BG Mode:None Group 1 - Event 1 Scan

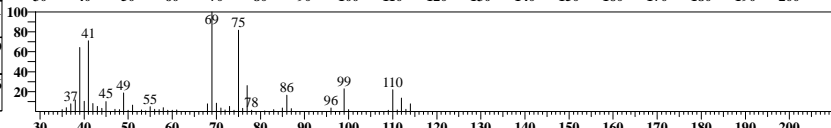
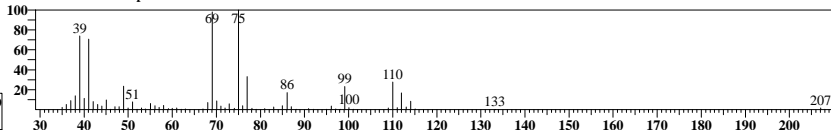


ID#:55 R.Time:6.017(Scan#:1085)

MassPeaks:67

RawMode:Averaged 5.992-6.042(1079-1091)

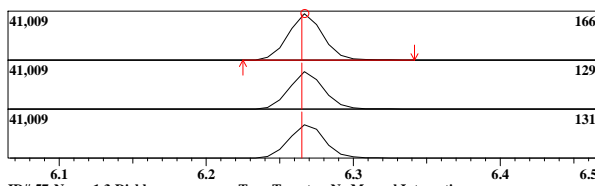
BG Mode:None Group 1 - Event 1 Scan



ID#:56 Name:Tetrachloroethene Type:Target No Manual Integration

Mass:166.00 R.T:6.267 Area:64336 Conc:21.77643ppb

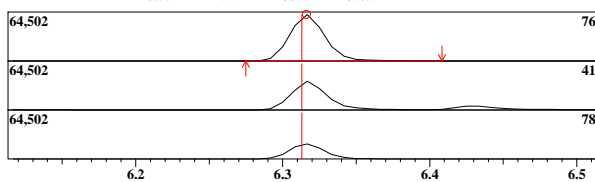
#	m/z	Area	Ratio	Reference
1	129.00	14479	80.40	85.00
2	131.00	13444	74.66	80.00



ID#:57 Name:1,3-Dichloropropane Type:Target No Manual Integration

Mass:76.00 R.T:6.316 Area:103443 Conc:19.63539ppb

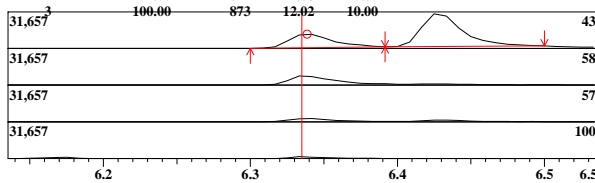
#	m/z	Area	Ratio	Reference
1	41.00	17892	62.27	85.00
2	78.00	9544	33.22	30.00



ID#:58 Name:2-Hexanone(MBK) Type:Target No Manual Integration

Mass:43.00 R.T:6.339 Area:24386 Conc:18.44281ppb

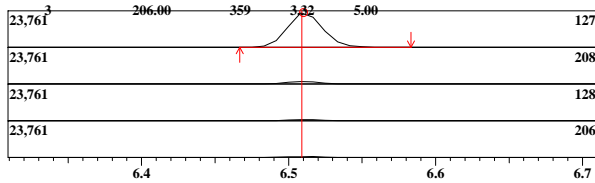
#	m/z	Area	Ratio	Reference
1	58.00	4557	62.76	50.00
2	57.00	1647	22.68	20.00
3	100.00	873	12.42	10.00



ID#:59 Name:Dibromochloromethane Type:Target No Manual Integration

Mass:127.00 R.T:6.510 Area:38941 Conc:21.46536ppb

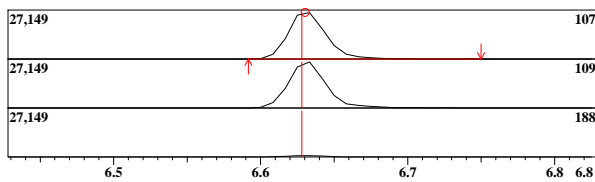
#	m/z	Area	Ratio	Reference
1	208.00	745	6.90	7.00
2	128.00	353	3.27	5.00
3	206.00	359	3.32	5.00



ID#:60 Name:1,2-Dibromoethane Type:Target No Manual Integration

Mass:107.00 R.T:6.630 Area:47888 Conc:20.59228ppb

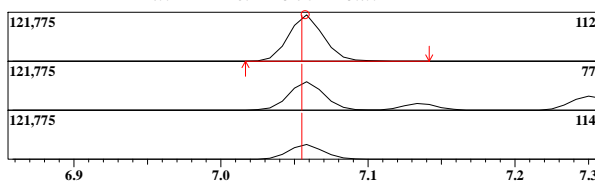
#	m/z	Area	Ratio	Reference
1	109.00	12642	96.68	90.00
2	188.00	434	3.32	5.00



ID#:61 Name:Chlorobenzene Type:Target No Manual Integration

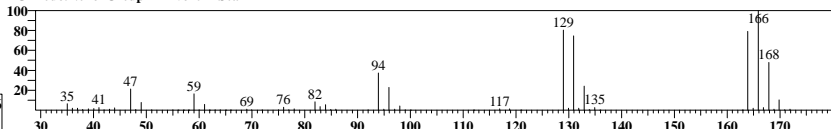
Mass:112.00 R.T:7.058 Area:191056 Conc:20.18862ppb

#	m/z	Area	Ratio	Reference
1	77.00	33907	63.29	65.00
2	114.00	17280	32.25	30.00



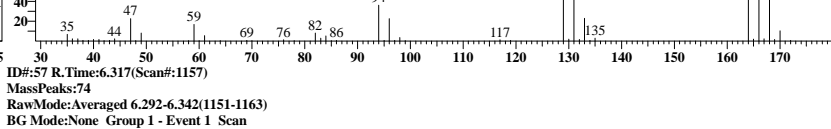
ID#:56 R.Time:6.267(Scan#:1145)

MassPeaks:68 RawMode:Averaged 6.242-6.292(1139-1151) BG Mode:None Group 1 - Event 1 Scan



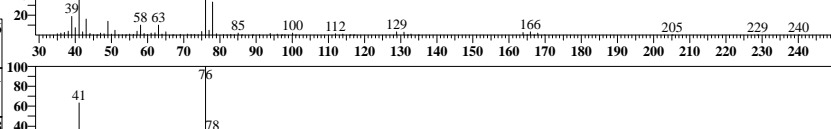
ID#:57 R.Time:6.317(Scan#:1157)

MassPeaks:74 RawMode:Averaged 6.292-6.342(1151-1163) BG Mode:None Group 1 - Event 1 Scan



ID#:58 R.Time:6.325(Scan#:1159)

MassPeaks:68 RawMode:Averaged 6.317-6.367(1157-1169) BG Mode:None Group 1 - Event 1 Scan




ID#:59 R.Time:6.508(Scan#:1203)

MassPeaks:73 RawMode:Averaged 6.483-6.533(1197-1209) BG Mode:None Group 1 - Event 1 Scan



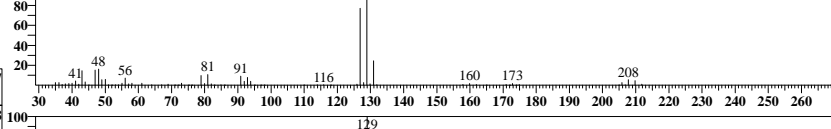
ID#:60 R.Time:6.633(Scan#:1233)

MassPeaks:47 RawMode:Averaged 6.608-6.658(1227-1239) BG Mode:None Group 1 - Event 1 Scan



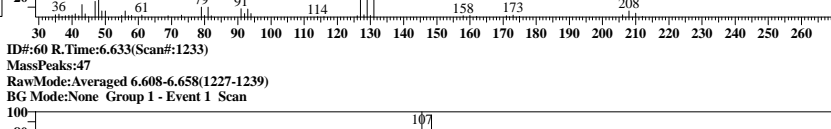
ID#:61 R.Time:7.042(Scan#:1331)

MassPeaks:76 RawMode:Averaged 7.033-7.083(1329-1341) BG Mode:None Group 1 - Event 1 Scan



ID#:61 R.Time:7.042(Scan#:1331)

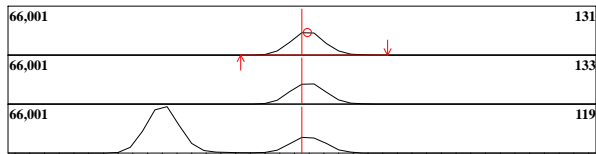
MassPeaks:76 RawMode:Averaged 7.033-7.083(1329-1341) BG Mode:None Group 1 - Event 1 Scan



ID#:62 Name:1,1,1,2-Tetrachloroethane Type:Target No Manual Integration

Mass:131.00 R.T:7.129 Area:54378 Conc:21.15488ppb
Event:1:Scan SI:99

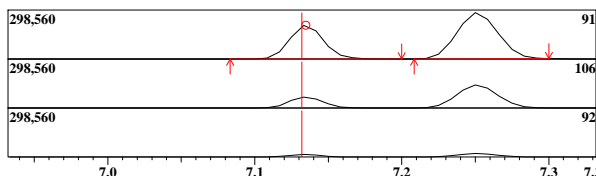
#	m/z	Area	Ratio	Reference
1	133.00	14249	93.68	90.00
2	119.00	11097	72.96	70.00



ID#:63 Name:Ethylbenzene Type:Target No Manual Integration

Mass:91.00 R.T:7.135 Area:340083 Conc:22.16944ppb
Event:1:Scan SI:99

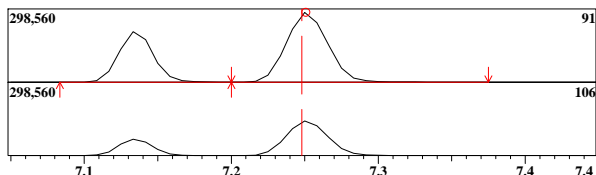
#	m/z	Area	Ratio	Reference
1	106.00	31654	33.07	33.00
2	92.00	7308	7.63	10.00



ID#:64 Name:Xylene-mp Type:Target No Manual Integration

Mass:91.00 R.T:7.251 Area:562851 Conc:44.48339ppb
Event:1:Scan SI:99

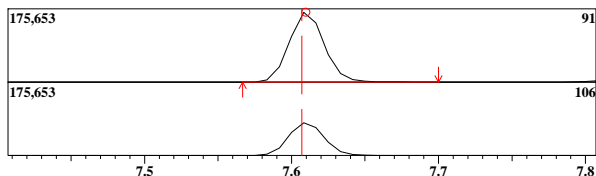
#	m/z	Area	Ratio	Reference
1	106.00	77826	50.15	30.00



ID#:65 Name:Xylene-o Type:Target No Manual Integration

Mass:91.00 R.T:7.610 Area:279930 Conc:22.67902ppb
Event:1:Scan SI:85

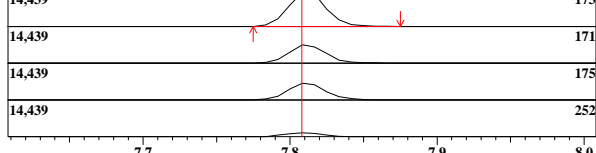
#	m/z	Area	Ratio	Reference
1	106.00	37624	47.92	50.00



ID#:67 Name:Bromoform Type:Target No Manual Integration

Mass:173.00 R.T:7.811 Area:25117 Conc:20.92211ppb
Event:1:Scan SI:97

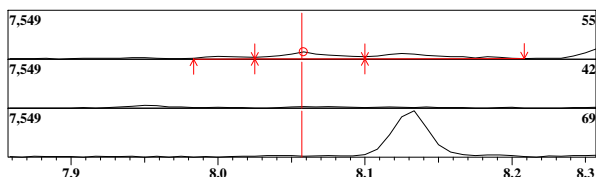
#	m/z	Area	Ratio	Reference
1	171.00	3563	51.27	50.00
2	175.00	3363	48.40	50.00
3	252.00	852	12.26	10.00



ID#:68 Name:Cyclohexanone Type:Target No Manual Integration

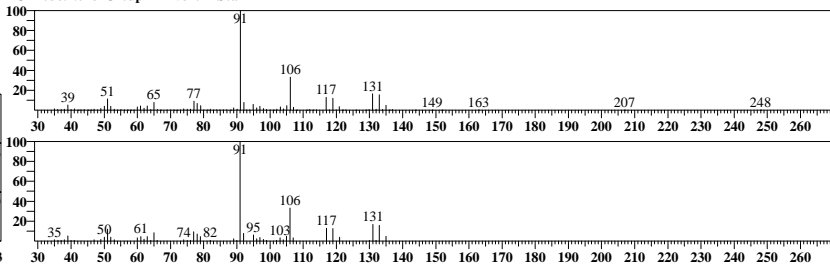
Mass:55.00 R.T:8.058 Area:2657 Conc:26.36524ppb
Event:1:Scan SI:86

#	m/z	Area	Ratio	Reference
1	42.00	184	25.45	40.00
2	69.00	255	35.27	20.00



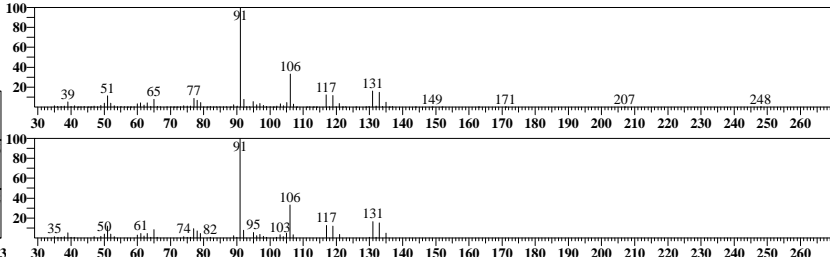
ID#:62 R.Time:7.133(Scan#:1353)

MassPeaks:101
RawMode:Averaged 7.100-7.150(1345-1357)
BG Mode:None Group 1 - Event 1 Scan



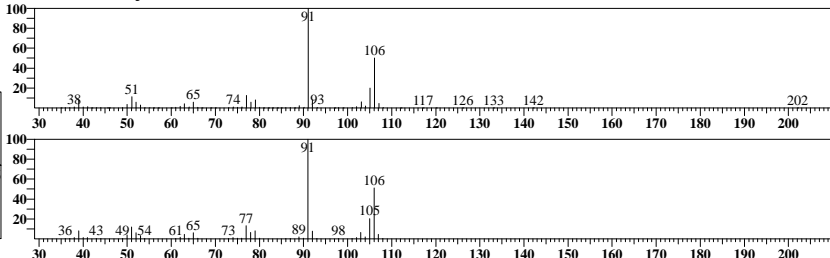
ID#:63 R.Time:7.133(Scan#:1353)

MassPeaks:102
RawMode:Averaged 7.108-7.158(1347-1359)
BG Mode:None Group 1 - Event 1 Scan



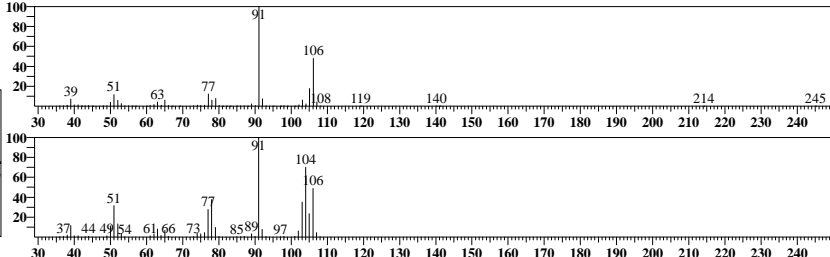
ID#:64 R.Time:7.250(Scan#:1381)

MassPeaks:70
RawMode:Averaged 7.225-7.275(1375-1387)
BG Mode:None Group 1 - Event 1 Scan




ID#:65 R.Time:7.608(Scan#:1467)

MassPeaks:66
RawMode:Averaged 7.583-7.633(1461-1473)
BG Mode:None Group 1 - Event 1 Scan



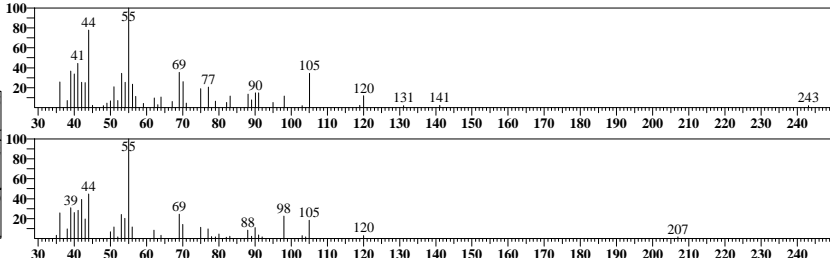
ID#:67 R.Time:7.808(Scan#:1515)

MassPeaks:40
RawMode:Averaged 7.783-7.833(1509-1521)
BG Mode:None Group 1 - Event 1 Scan



ID#:68 R.Time:8.050(Scan#:1573)

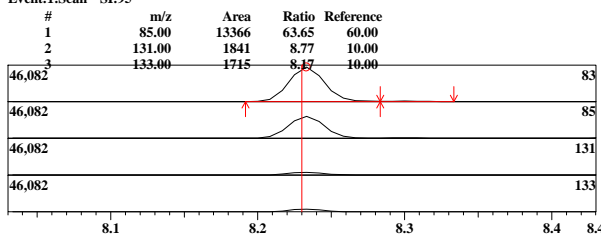
MassPeaks:45
RawMode:Averaged 8.033-8.083(1569-1581)
BG Mode:None Group 1 - Event 1 Scan



ID#:69 Name:1,1,2,2-Tetrachloroethane Type:Target No Manual Integration

Mass:83.00 R.T:8.233 Area:75294 Conc:23.15625ppb

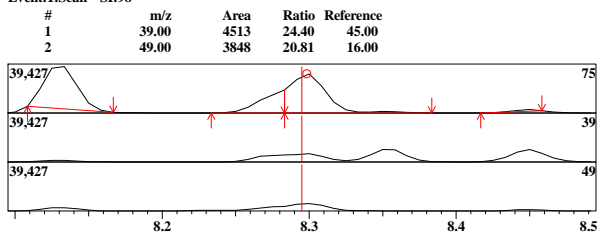
Event:1:Scan SI:95



ID#:70 Name:1,2,3-Trichloropropane Type:Target Manual Integration Performed
Manual Reason: Split Peak ABO 01/26/22

Mass:75.00 R.T:8.299 Area:48242 Conc:17.99571ppb

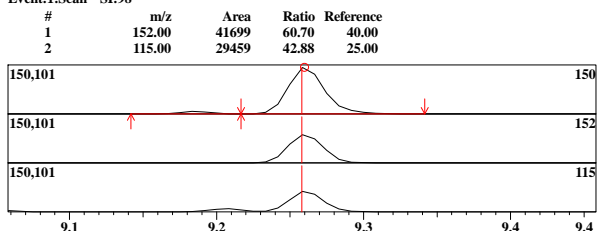
Event:1:Scan SI:98



ID#:71 Name:1,4-Dichlorobenzene-d4 (IS) Type:ISTD No Manual Integration

Mass:150.00 R.T:9.260 Area:249284 Conc:50.00000ppb

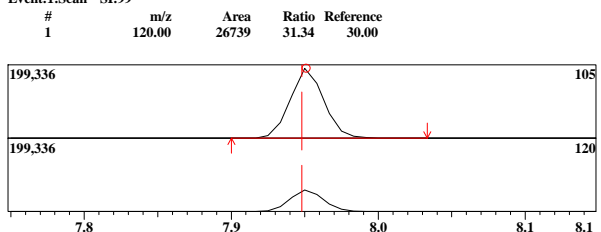
Event:1:Scan SI:98



ID#:72 Name:Isopropylbenzene Type:Target No Manual Integration

Mass:105.00 R.T:7.951 Area:302719 Conc:21.07602ppb

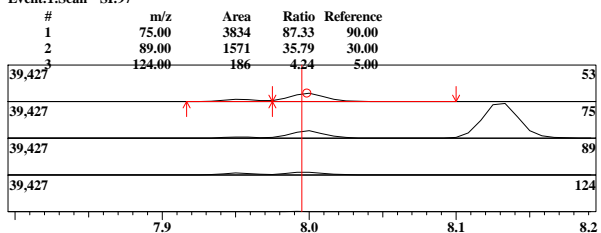
Event:1:Scan SI:99



ID#:73 Name:Trans-1,4-Dichloro-2-butene Type:Target No Manual Integration

Mass:53.00 R.T:7.999 Area:15780 Conc:17.17423ppb

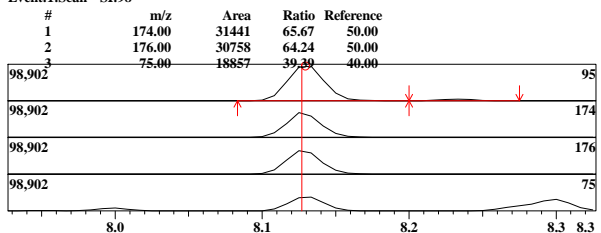
Event:1:Scan SI:97



ID#:74 Name:Bromofluorobenzene Type:Surrogate/SMC No Manual Integration

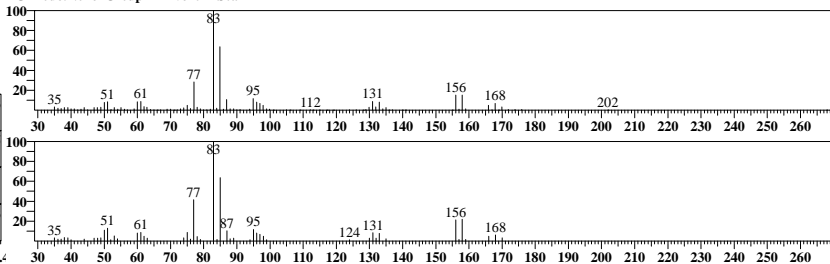
Mass:95.00 R.T:8.130 Area:170731 Conc:50.35807ppb

Event:1:Scan SI:98



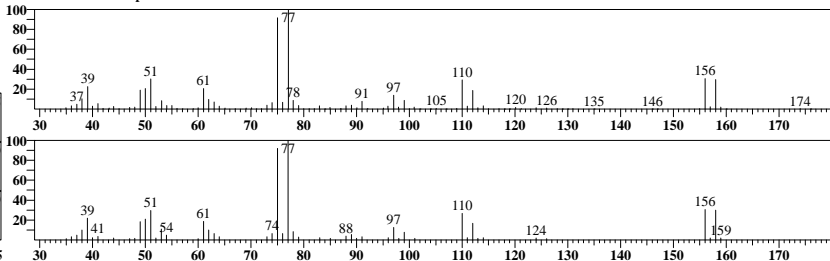
ID#:69 R.Time:8.233(Scan#:1617)

MassPeaks:100
RawMode:Averaged 8.208-8.258(1611-1623)
BG Mode:None Group 1 - Event 1 Scan



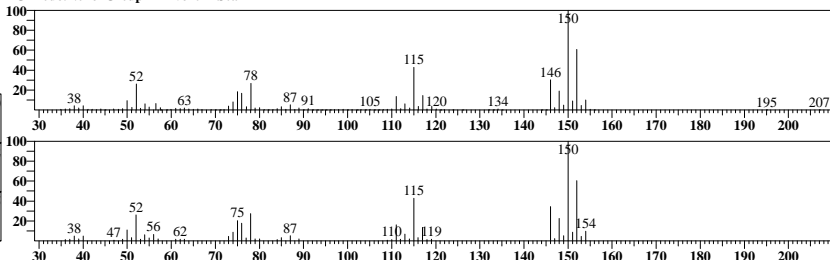
ID#:70 R.Time:8.292(Scan#:1631)

MassPeaks:93
RawMode:Averaged 8.283-8.325(1629-1639)
BG Mode:None Group 1 - Event 1 Scan



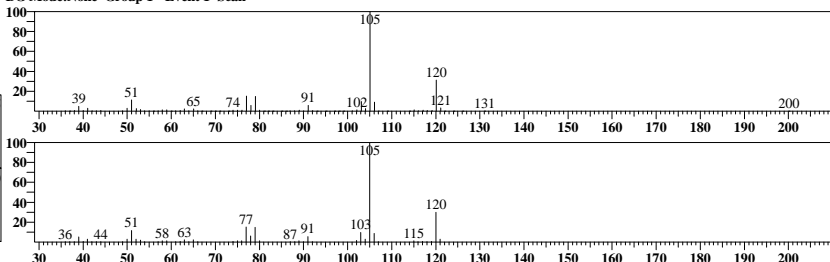
ID#:71 R.Time:9.258(Scan#:1863)

MassPeaks:107
RawMode:Averaged 9.233-9.283(1857-1869)
BG Mode:None Group 1 - Event 1 Scan



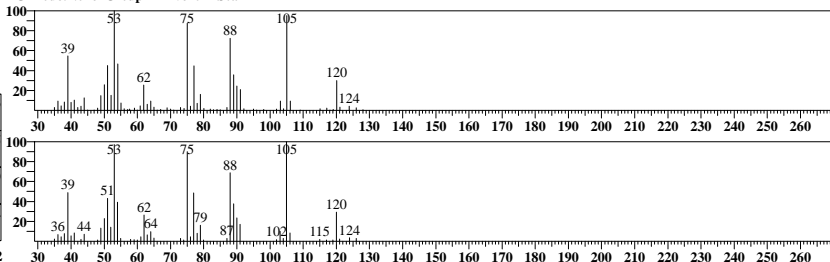
ID#:72 R.Time:7.950(Scan#:1549)

MassPeaks:76
RawMode:Averaged 7.925-7.975(1543-1555)
BG Mode:None Group 1 - Event 1 Scan



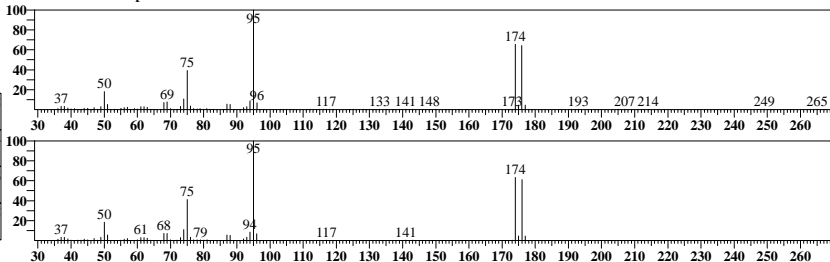
ID#:73 R.Time:8.000(Scan#:1561)

MassPeaks:72
RawMode:Averaged 7.975-8.025(1555-1567)
BG Mode:None Group 1 - Event 1 Scan



ID#:74 R.Time:8.125(Scan#:1591)

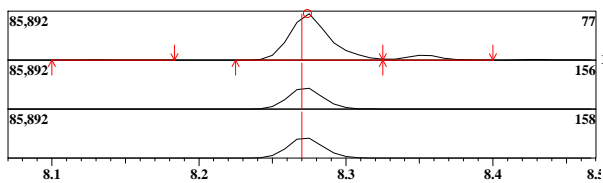
MassPeaks:108
RawMode:Averaged 8.108-8.158(1587-1599)
BG Mode:None Group 1 - Event 1 Scan



ID#:75 Name:Bromobenzene Type:Target No Manual Integration

Mass:77.00 R.T:8.274 Area:155039 Conc:19.90400ppb
Event:1:Scan SI:96

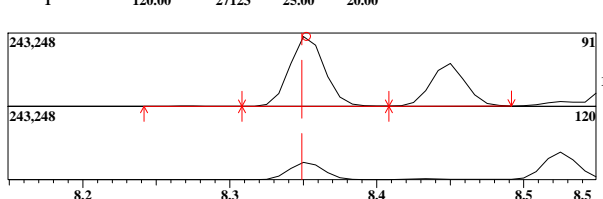
#	m/z	Area	Ratio	Reference
1	156.00	18222	43.43	40.00
2	158.00	17577	41.89	35.00



ID#:76 Name:n-Propylbenzene Type:Target No Manual Integration

Mass:91.00 R.T:8.352 Area:383247 Conc:22.00537ppb
Event:1:Scan SI:99

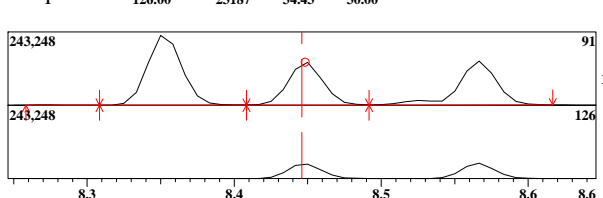
#	m/z	Area	Ratio	Reference
1	120.00	27123	25.00	20.00



ID#:77 Name:2-Chlorotoluene Type:Target No Manual Integration

Mass:91.00 R.T:8.448 Area:235790 Conc:21.69521ppb
Event:1:Scan SI:97

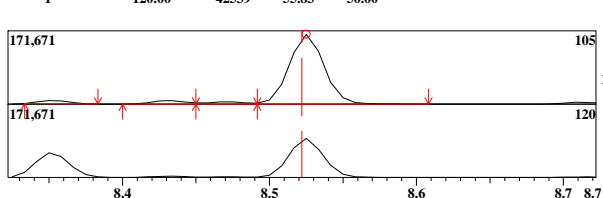
#	m/z	Area	Ratio	Reference
1	126.00	23187	34.43	30.00



ID#:78 Name:1,3,5-Trimethylbenzene Type:Target No Manual Integration

Mass:105.00 R.T:8.525 Area:268359 Conc:21.50990ppb
Event:1:Scan SI:98

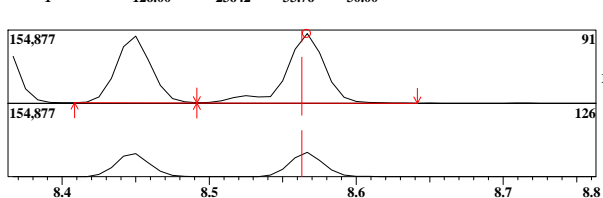
#	m/z	Area	Ratio	Reference
1	120.00	42539	55.83	50.00



ID#:79 Name:4-Chlorotoluene Type:Target No Manual Integration

Mass:91.00 R.T:8.566 Area:268327 Conc:23.92013ppb
Event:1:Scan SI:97

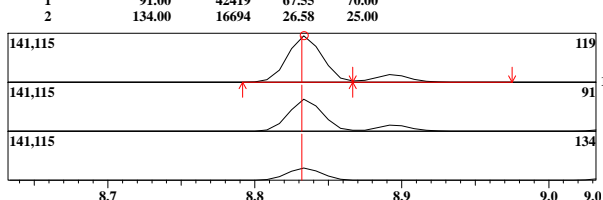
#	m/z	Area	Ratio	Reference
1	126.00	23642	33.76	30.00



ID#:80 Name:tert-Butylbenzene Type:Target No Manual Integration


Mass:119.00 R.T:8.834 Area:222069 Conc:22.42543ppb
Event:1:Scan SI:99

#	m/z	Area	Ratio	Reference
1	91.00	42419	67.55	70.00
2	134.00	16694	26.58	25.00



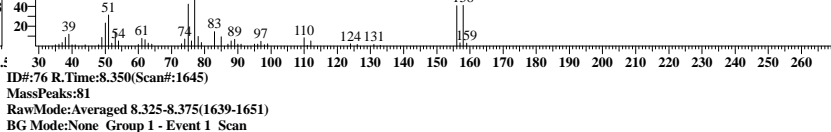
ID#:75 R.Time:8.275(Scan#:1627)

MassPeaks:107
RawMode:Averaged 8.250-8.300(1621-1633)
BG Mode:None Group 1 - Event 1 Scan



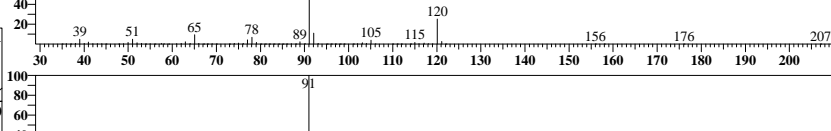
ID#:76 R.Time:8.350(Scan#:1645)

MassPeaks:81
RawMode:Averaged 8.325-8.375(1639-1651)
BG Mode:None Group 1 - Event 1 Scan




ID#:77 R.Time:8.450(Scan#:1669)

MassPeaks:87
RawMode:Averaged 8.425-8.475(1663-1675)
BG Mode:None Group 1 - Event 1 Scan



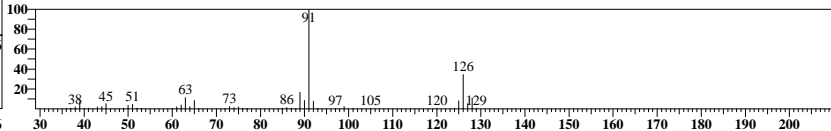
ID#:78 R.Time:8.525(Scan#:1687)

MassPeaks:95
RawMode:Averaged 8.500-8.550(1681-1693)
BG Mode:None Group 1 - Event 1 Scan



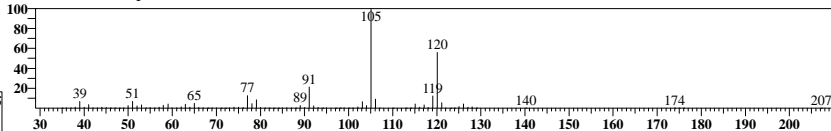
ID#:79 R.Time:8.567(Scan#:1697)

MassPeaks:88
RawMode:Averaged 8.542-8.592(1691-1703)
BG Mode:None Group 1 - Event 1 Scan



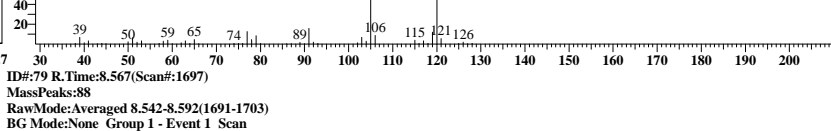
ID#:80 R.Time:8.833(Scan#:1761)

MassPeaks:82
RawMode:Averaged 8.808-8.858(1755-1767)
BG Mode:None Group 1 - Event 1 Scan



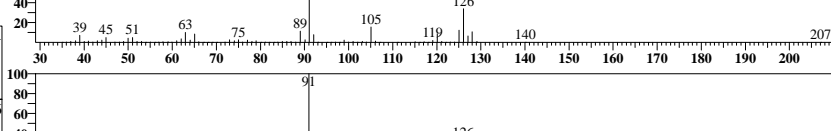
ID#:79 R.Time:8.567(Scan#:1697)

MassPeaks:88
RawMode:Averaged 8.542-8.592(1691-1703)
BG Mode:None Group 1 - Event 1 Scan




ID#:80 R.Time:8.833(Scan#:1761)

MassPeaks:82
RawMode:Averaged 8.808-8.858(1755-1767)
BG Mode:None Group 1 - Event 1 Scan



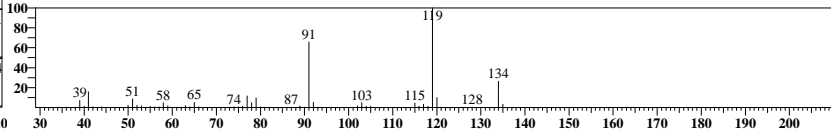
ID#:80 R.Time:8.833(Scan#:1761)

MassPeaks:82
RawMode:Averaged 8.808-8.858(1755-1767)
BG Mode:None Group 1 - Event 1 Scan



ID#:80 R.Time:8.833(Scan#:1761)

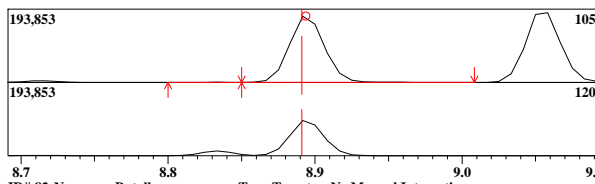
MassPeaks:82
RawMode:Averaged 8.808-8.858(1755-1767)
BG Mode:None Group 1 - Event 1 Scan



ID#:81 Name:1,2,4-Trimethylbenzene Type:Target No Manual Integration

Mass:105.00 R.T:8.894 Area:294964 Conc:23.96149ppb

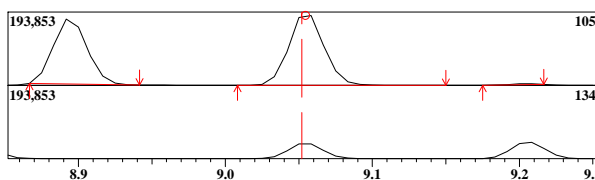
#	m/z	Area	Ratio	Reference
1	120.00	43885	53.06	45.00



ID#:82 Name:sec-Butylbenzene Type:Target No Manual Integration

Mass:105.00 R.T:9.055 Area:318020 Conc:21.26181ppb

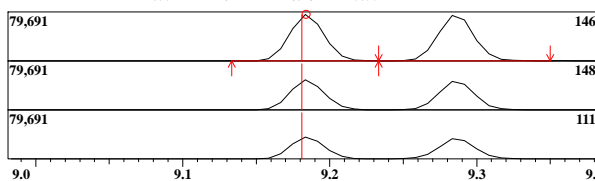
#	m/z	Area	Ratio	Reference
1	134.00	19575	21.75	20.00



ID#:83 Name:1,3-Dichlorobenzene Type:Target No Manual Integration

Mass:146.00 R.T:9.184 Area:126405 Conc:20.89942ppb

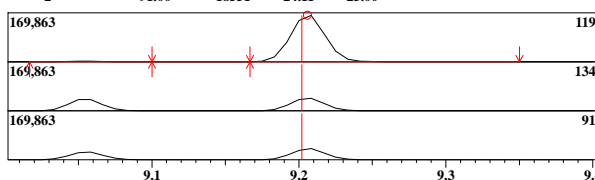
#	m/z	Area	Ratio	Reference
1	148.00	22998	64.34	60.00
2	111.00	16712	46.76	45.00



ID#:84 Name:p-iso-Propyltoluene Type:Target No Manual Integration

Mass:119.00 R.T:9.206 Area:274577 Conc:22.77560ppb

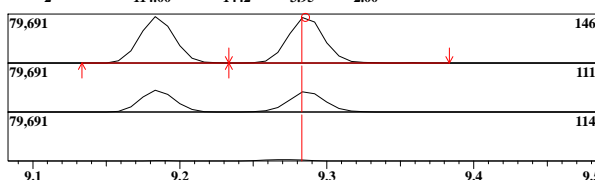
#	m/z	Area	Ratio	Reference
1	134.00	20915	27.18	30.00
2	91.00	18551	24.11	25.00



ID#:85 Name:1,4-Dichlorobenzene Type:Target No Manual Integration

Mass:146.00 R.T:9.286 Area:130477 Conc:20.88887ppb

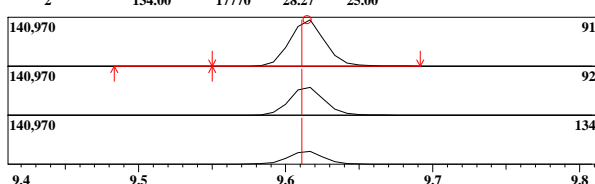
#	m/z	Area	Ratio	Reference
1	111.00	16524	45.31	44.00
2	114.00	1442	3.95	2.00



ID#:86 Name:n-Butylbenzene Type:Target No Manual Integration

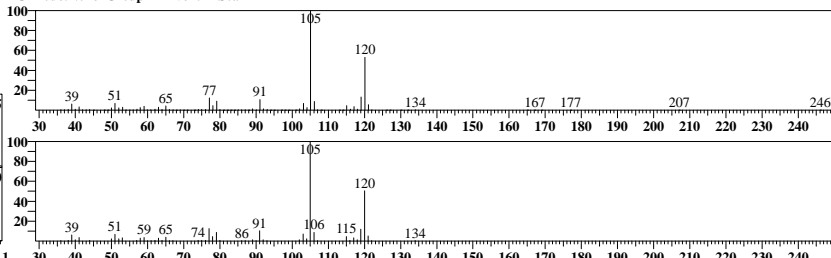
Mass:91.00 R.T:9.615 Area:223299 Conc:21.02996ppb

#	m/z	Area	Ratio	Reference
1	92.00	38266	60.88	60.00
2	134.00	17770	28.27	25.00



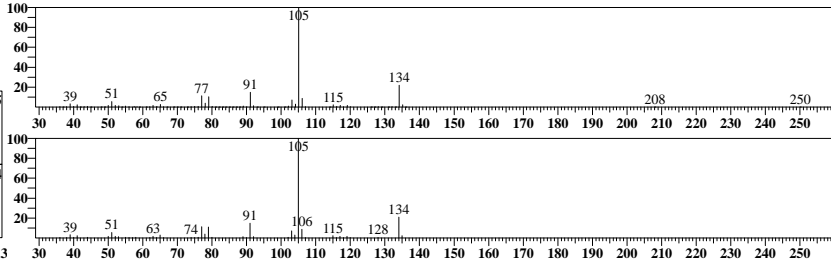
ID#:81 R.Time:8.892(Scan#:1775)

MassPeaks:89 RawMode:Averaged 8.867-8.917(1769-1781) BG Mode:None Group 1 - Event 1 Scan



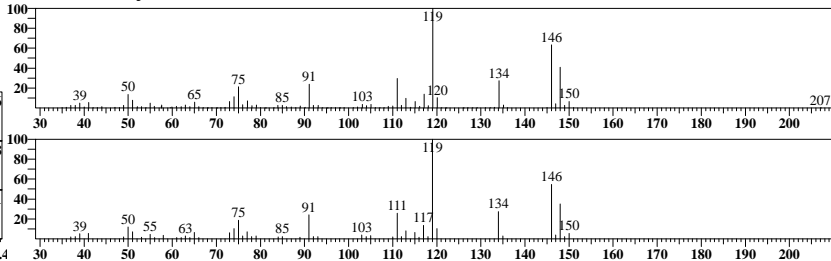
ID#:82 R.Time:9.058(Scan#:1815)

MassPeaks:81 RawMode:Averaged 9.033-9.083(1809-1821) BG Mode:None Group 1 - Event 1 Scan



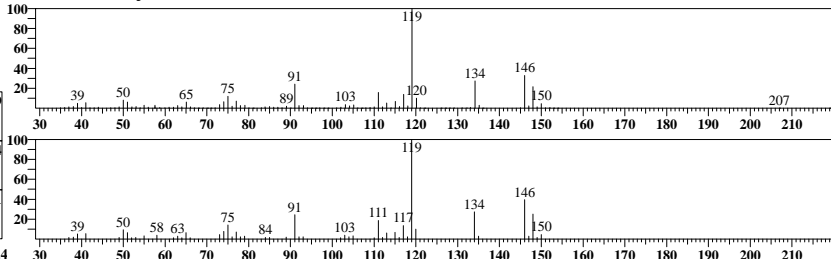
ID#:83 R.Time:9.200(Scan#:1849)

MassPeaks:102 RawMode:Averaged 9.158-9.208(1839-1851) BG Mode:None Group 1 - Event 1 Scan



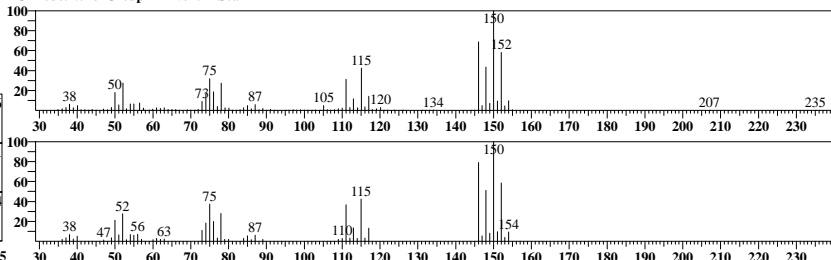
ID#:84 R.Time:9.200(Scan#:1849)

MassPeaks:106 RawMode:Averaged 9.183-9.233(1845-1857) BG Mode:None Group 1 - Event 1 Scan



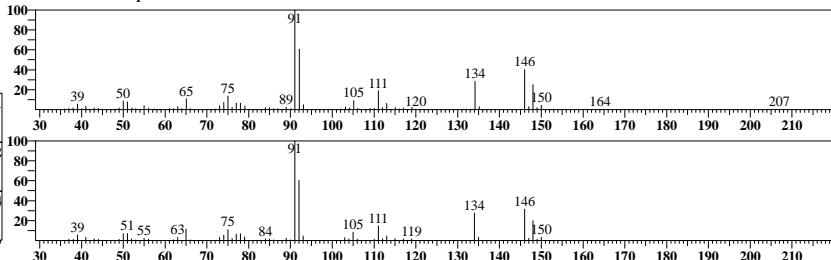
ID#:85 R.Time:9.267(Scan#:1865)

MassPeaks:104 RawMode:Averaged 9.258-9.308(1863-1875) BG Mode:None Group 1 - Event 1 Scan



ID#:86 R.Time:9.617(Scan#:1949)

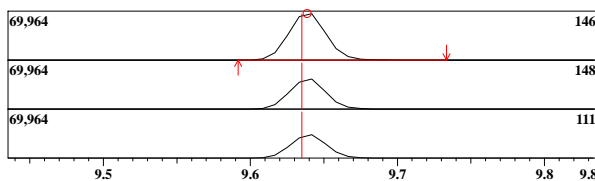
MassPeaks:105 RawMode:Averaged 9.592-9.642(1943-1955) BG Mode:None Group 1 - Event 1 Scan



ID#:87 Name:1,2-Dichlorobenzene Type:Target No Manual Integration

Mass:146.00 R.T:9.639 Area:122293 Conc:21.11376ppb
Event:1:Scan SI:96

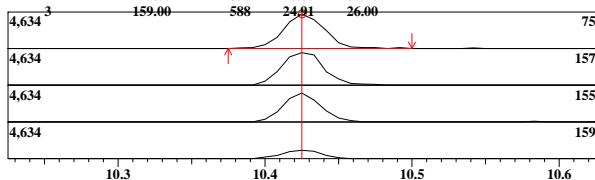
#	m/z	Area	Ratio	Reference
1	148.00	21496	62.85	60.00
2	111.00	16504	48.26	45.00



ID#:88 Name:1,2-Dibromo-3-chloropropane Type:Target No Manual Integration

Mass:75.00 R.T:10.426 Area:8701 Conc:20.93572ppb
Event:1:Scan SI:83

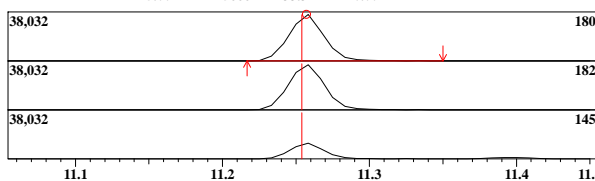
#	m/z	Area	Ratio	Reference
1	157.00	2323	98.43	80.00
2	155.00	1855	78.60	60.00
3	159.00	588	24.91	26.00



ID#:89 Name:1,2,4-Trichlorobenzene Type:Target No Manual Integration

Mass:180.00 R.T:11.257 Area:60836 Conc:23.25123ppb
Event:1:Scan SI:97

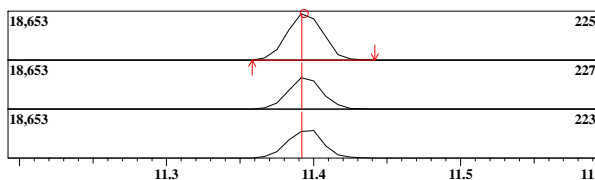
#	m/z	Area	Ratio	Reference
1	182.00	16972	99.88	90.00
2	145.00	5666	33.34	40.00



ID#:90 Name:Hexachlorobutadiene Type:Target No Manual Integration

Mass:225.00 R.T:11.394 Area:30980 Conc:21.49759ppb
Event:1:Scan SI:98

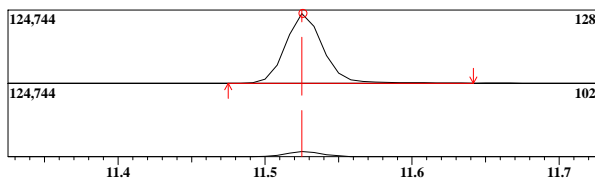
#	m/z	Area	Ratio	Reference
1	227.00	5695	65.14	66.00
2	223.00	5265	60.23	66.00



ID#:91 Name:Naphthalene Type:Target No Manual Integration

Mass:128.00 R.T:11.526 Area:210368 Conc:41.03356ppb
Event:1:Scan SI:99

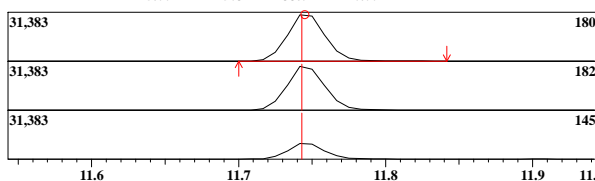
#	m/z	Area	Ratio	Reference
1	102.00	4485	7.77	2.00



ID#:92 Name:1,2,3-Trichlorobenzene Type:Target No Manual Integration

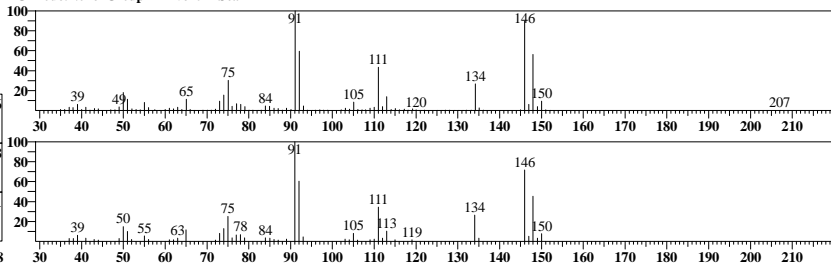
Mass:180.00 R.T:11.745 Area:55180 Conc:23.64839ppb
Event:1:Scan SI:97

#	m/z	Area	Ratio	Reference
1	182.00	14328	94.03	90.00
2	145.00	5034	33.04	40.00



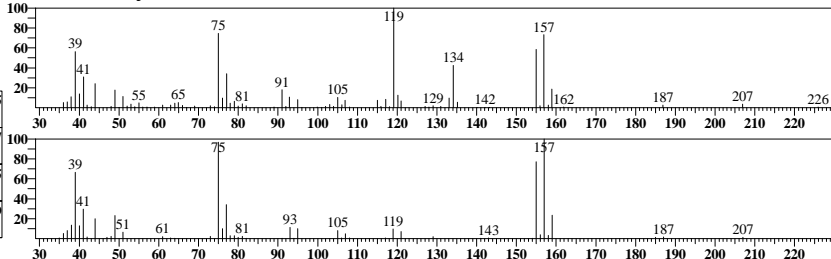
ID#:87 R.Time:9.625(Scan#:1951)

MassPeaks:105
RawMode:Averaged 9.617-9.667(1949-1961)
BG Mode:None Group 1 - Event 1 Scan



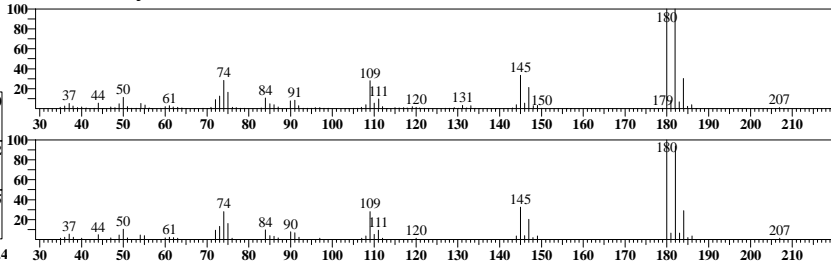
ID#:88 R.Time:10.425(Scan#:2143)

MassPeaks:78
RawMode:Averaged 10.400-10.450(2137-2149)
BG Mode:None Group 1 - Event 1 Scan



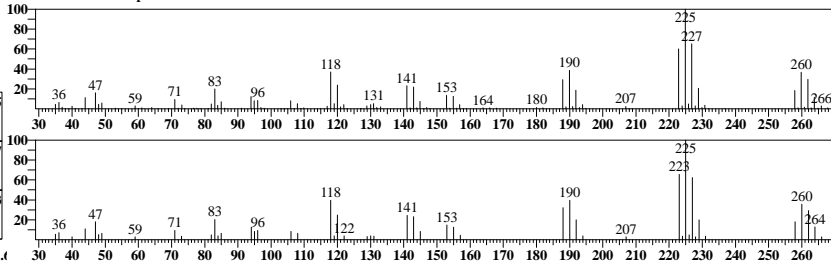
ID#:89 R.Time:11.258(Scan#:2343)

MassPeaks:106
RawMode:Averaged 11.233-11.283(2337-2349)
BG Mode:None Group 1 - Event 1 Scan



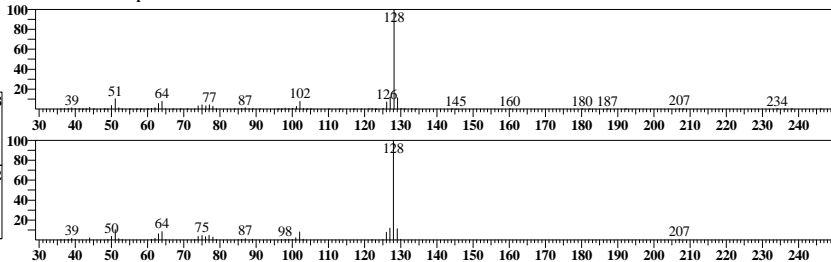
ID#:90 R.Time:11.392(Scan#:2375)

MassPeaks:114
RawMode:Averaged 11.367-11.417(2369-2381)
BG Mode:None Group 1 - Event 1 Scan



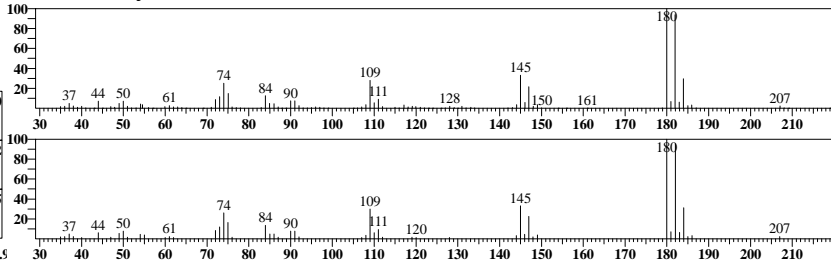
ID#:91 R.Time:11.525(Scan#:2407)

MassPeaks:81
RawMode:Averaged 11.500-11.550(2401-2413)
BG Mode:None Group 1 - Event 1 Scan



ID#:92 R.Time:11.750(Scan#:2461)

MassPeaks:105
RawMode:Averaged 11.717-11.767(2453-2465)
BG Mode:None Group 1 - Event 1 Scan



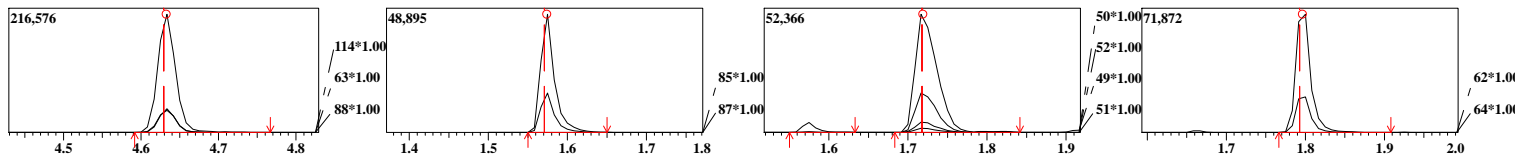
Before Manual Integrations

Analyst: AS
Method: 8260C
Sample ID: 4178677MS
Date: 1/21/2022
Time: 19:27:34
Dilution: 1

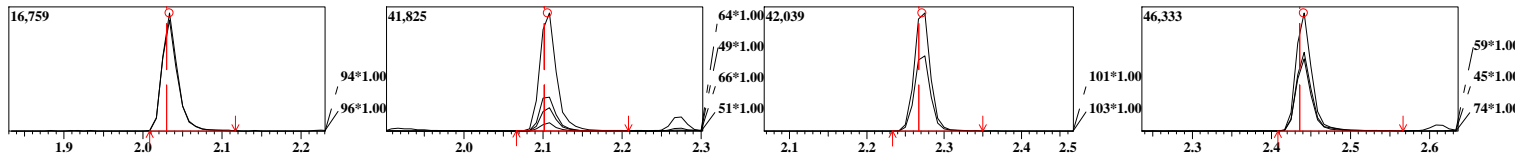
Instr: J1A
Trace Number: VOC-B012-F29X
Batch:3203

Data File: C:\GCMSsolution\Data\220121_BEFORES\220121A028.qgd
Method File: C:\GCMSsolution\Data\8260-W-220110A.qgm
Sample Name: J2200963002MS

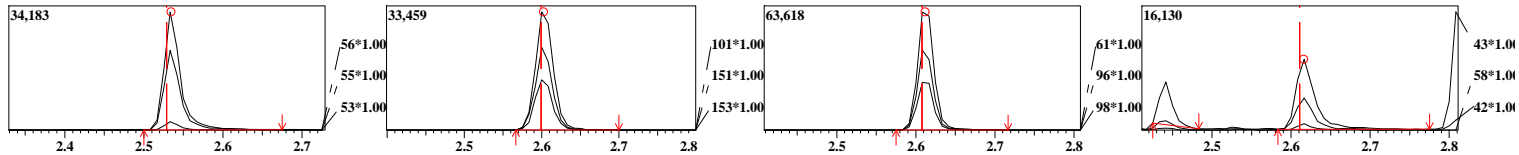
ID#	Name	Mass	Type	R.T.	Area	Conc.
ID#1	1,4-Difluorobenzene (IS)	114.00	ISTD	4.632	332514	50.00000ppm
ID#2	Dichlorodifluoromethane	85.00	Target	1.574	56702	16.93210ppm
ID#3	Chloromethane	50.00	Target	1.719	96212	17.50487ppm
ID#4	Vinyl Chloride	62.00	Target	1.797	92859	19.81610ppm



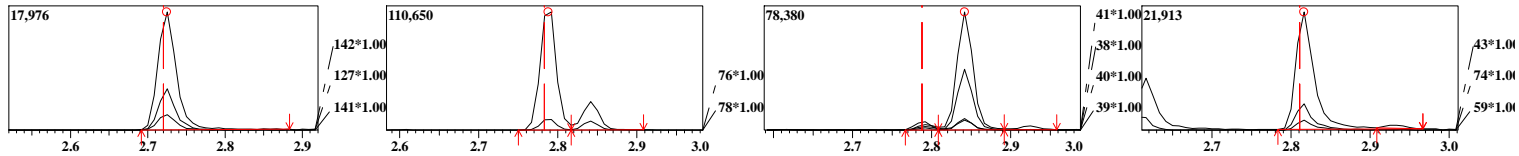
ID#5	Bromomethane	94.00	Target	2.033	21741	15.28372ppm
ID#6	Chloroethane	64.00	Target	2.106	59004	21.65962ppm
ID#7	Trichlorofluoromethane	101.00	Target	2.272	59596	20.24065ppm
ID#8	Diethyl Ether	59.00	Target	2.441	62030	23.47466ppm



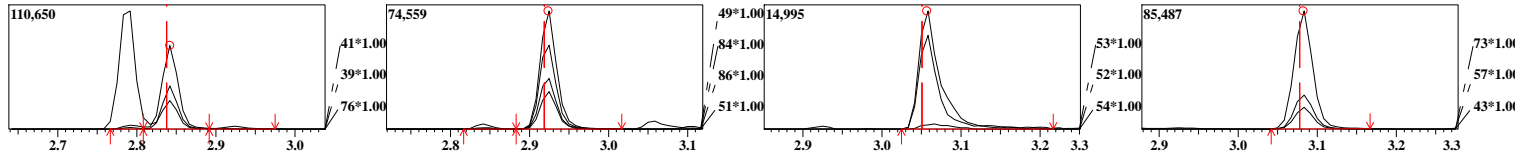
ID#9	Acrolein	56.00	Target	2.534	47383	275.77271ppm
ID#10	1,1,2-Trichlorotrifluoroethane	101.00	Target	2.603	52479	19.69481ppm
ID#11	1,1-Dichloroethene	61.00	Target	2.612	90628	20.92817ppm
ID#12	Acetone	43.00	Target	2.616	15100	19.55512ppm



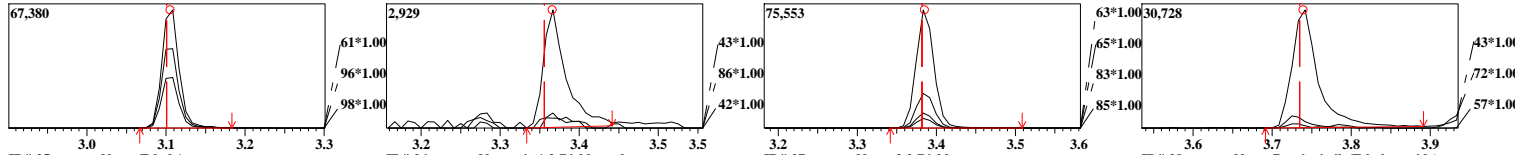
ID#13	Idomethane	142.00	Target	2.724	28479	17.22373ppm
ID#14	Carbon Disulfide	76.00	Target	2.788	156419	18.32707ppm
ID#15	Acetonitrile	41.00	Target	2.842	105265	345.43241ppm
ID#16	Methyl Acetate	43.00	Target	2.816	33913	15.02594ppm



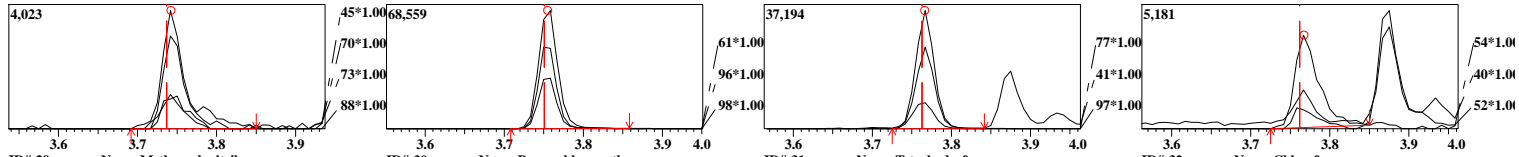
ID#17	Allyl Chloride(3-Chloroprene)	41.00	Target	2.842	105575	18.43371ppm
ID#18	Methylene Chloride	49.00	Target	2.923	105841	18.84518ppm
ID#19	Acrylonitrile	53.00	Target	3.057	27832	22.39973ppm
ID#20	MTBE	73.00	Target	3.082	135540	20.95331ppm



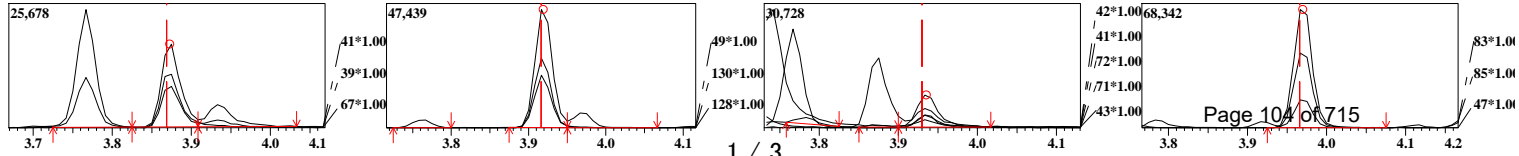
ID#21	trans-1,2-Dichloroethene	61.00	Target	3.105	98189	21.19317ppm
ID#22	Vinyl Acetate	43.00	Target	3.366	5567	1.39209ppm
ID#23	1,1-Dichloroethane	63.00	Target	3.385	114338	20.62281ppm
ID#24	2-Butanone(MEK)	43.00	Target	3.739	67143	17.26716ppm

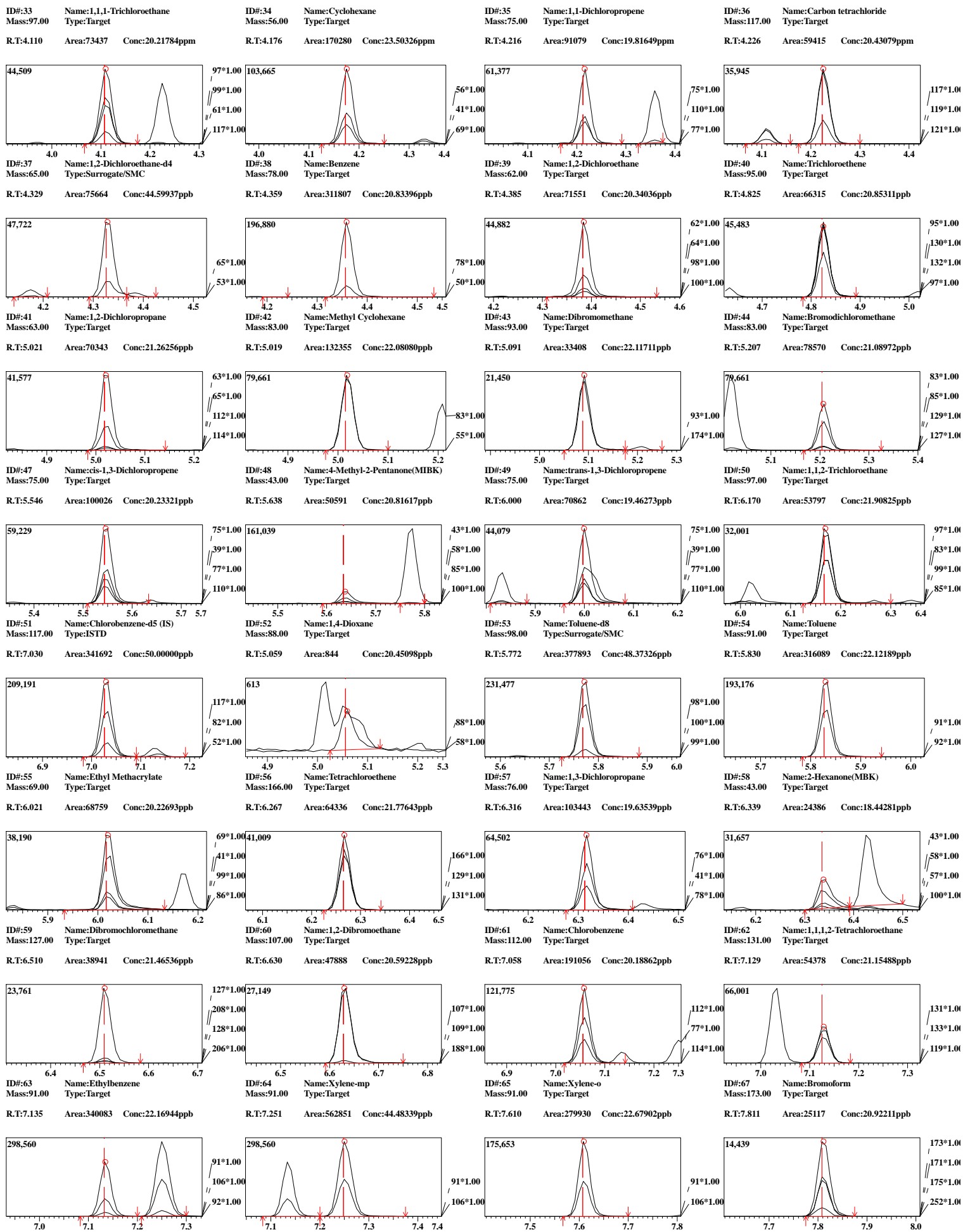


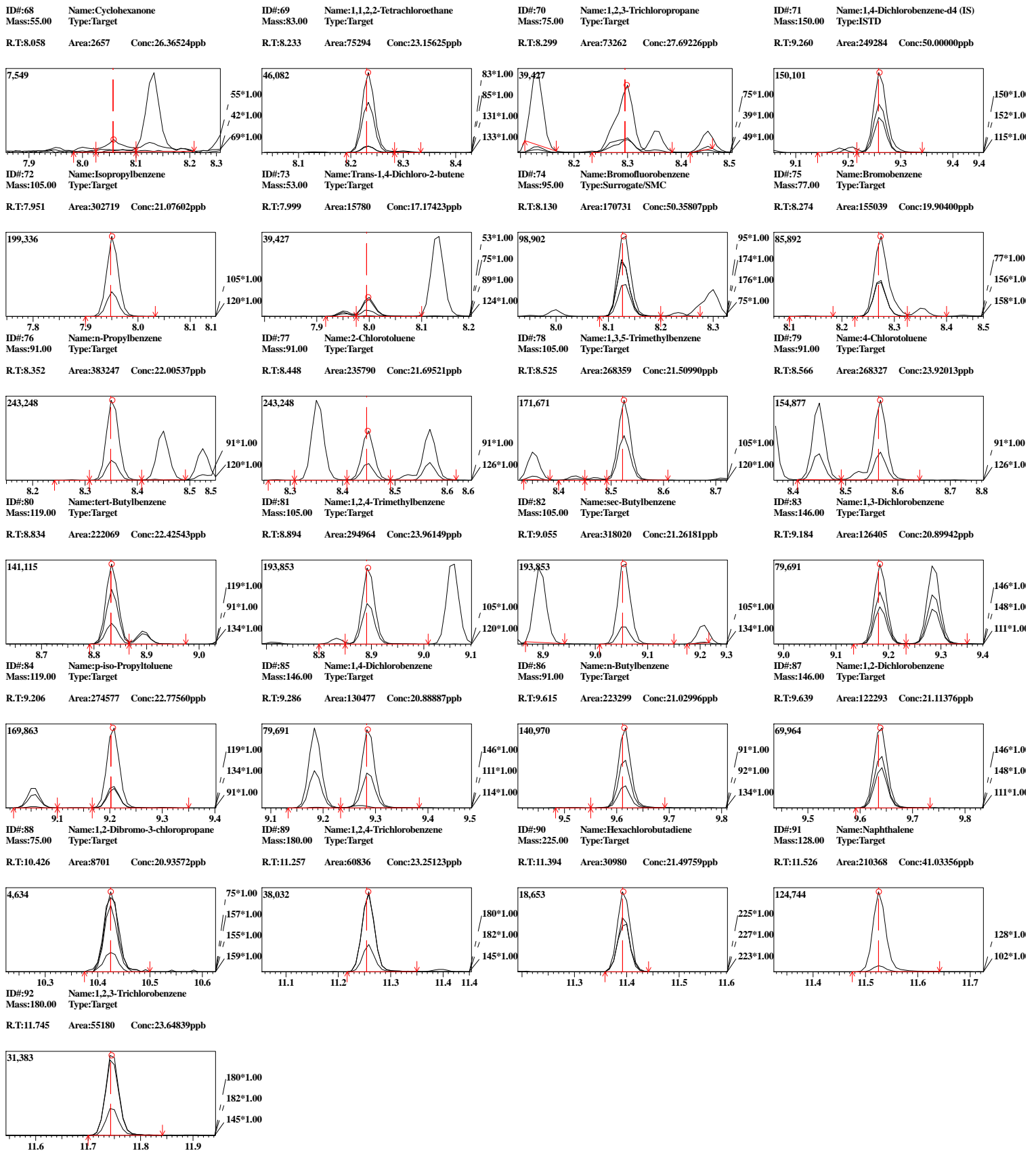
ID#25	Ethyl Acetate	45.00	Target	3.743	8159	18.29910ppm
ID#26	cis-1,2-Dichloroethene	61.00	Target	3.755	112389	20.87411ppm
ID#27	2,2-Dichloropropane	77.00	Target	3.767	57729	16.85927ppm
ID#28	Propionitrile(Ethyl cyanide)	54.00	Target	3.768	8195	20.68663ppm



ID#29	Methacrylonitrile	41.00	Target	3.873	29538	19.57085ppm
ID#30	Bromochloromethane	49.00	Target	3.919	71995	20.02068ppm
ID#31	Tetrahydrofuran	42.00	Target	3.935	15453	12.35822ppm
ID#32	Chloroform	83.00	Target	3.970	110316	21.03792ppm







Analyst: AS Instrument: J1A Trace Number: VOC-B012-F29X
 Method: 8260C Batch:3203
 Sample ID: 4178678MSD Data File: C:\GCMSsolution\Data\220121A029.qgd
 Date: 1/21/2022 Method File: C:\GCMSsolution\Data\8260-W-220110A.qgm
 Time: 19:51:52 Sample Name: J2200963002MSD
 Dilution: 1

Internal Standard

ID#	Name	Mass	Time	Area	Conc.
1	1,4-Difluorobenzene (IS)	114.00	4.63	333579	50.00
51	Chlorobenzene-d5 (IS)	117.00	7.03	333576	50.00
71	1,4-Dichlorobenzene-d4 (IS)	150.00	9.26	235972	50.00

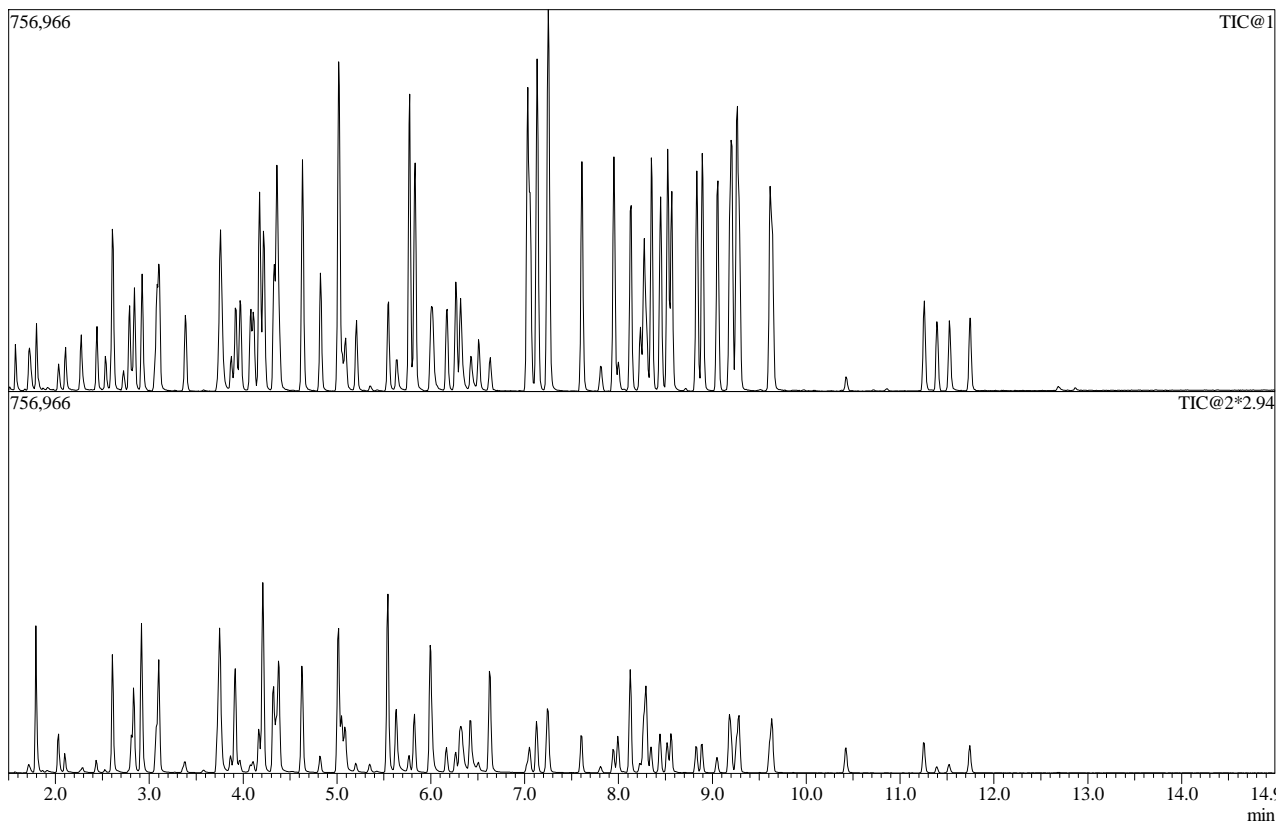
Surrogate

ID#	Name	Mass	Time	Area	Conc.
37	1,2-Dichloroethane-d4	65.00	4.33	75846	44.56
53	Toluene-d8	98.00	5.77	370751	48.61
74	Bromofluorobenzene	95.00	8.13	163807	51.04

Target

ID#	Name	Mass	Time	Area	Conc.
2	Dichlorodifluoromethane	85.00	1.58	61768	18.39
3	Chloromethane	50.00	1.72	106273	19.27
4	Vinyl Chloride	62.00	1.80	100972	21.48
5	Bromomethane	94.00	2.03	28520	19.99
6	Chloroethane	64.00	2.11	63064	23.08
7	Trichlorofluoromethane	101.00	2.27	64469	21.83
8	Diethyl Ether	59.00	2.44	60253	22.73
9	Acrolein	56.00	2.53	49461	286.95
10	1,1,2-Trichlorotrifluoroethane	101.00	2.60	55183	20.64
11	1,1-Dichloroethene	61.00	2.61	96011	22.10
12	Acetone	43.00	2.62	15879	20.53
13	Idomethane	142.00	2.73	41047	24.09
14	Carbon Disulfide	76.00	2.79	175439	20.49
15	Acetonitrile	41.00	2.79	5800	18.17
16	Methyl Acetate	43.00	2.82	33051	14.60
17	Allyl Chloride(3-Chloroprene)	41.00	2.84	115380	20.08
18	Methylene Chloride	49.00	2.92	114706	20.41
19	Acrylonitrile	53.00	3.06	29564	23.72
20	MTBE	73.00	3.08	141089	21.74
21	trans-1,2-Dichloroethene	61.00	3.11	103034	22.17
22	Vinyl Acetate	43.00	3.37	5134	1.28
23	1,1-Dichloroethane	63.00	3.39	121325	21.81
24	2-Butanone(MEK)	43.00	3.74	65706	16.84
25	Ethyl Acetate	45.00	3.74	7360	16.56
26	cis-1,2-Dichloroethene	61.00	3.76	117414	21.74
27	2,2-Dichloropropane	77.00	3.77	60904	17.73
28	Propionitrile(Ethyl cyanide)	54.00	3.77	9702	24.32
29	Methacrylonitrile	41.00	3.87	30743	20.30
30	Bromochloromethane	49.00	3.92	77924	21.60
31	Tetrahydrofuran	42.00	3.93	16193	13.20
32	Chloroform	83.00	3.97	116170	22.08
33	1,1,1-Trichloroethane	97.00	4.11	77826	21.36
34	Cyclohexane	56.00	4.18	182333	25.09
35	1,1-Dichloropropene	75.00	4.22	99729	21.63
36	Carbon tetrachloride	117.00	4.23	61499	21.08
38	Benzene	78.00	4.36	325310	21.67
39	1,2-Dichloroethane	62.00	4.39	72840	20.64
40	Trichloroethene	95.00	4.83	69418	21.76
41	1,2-Dichloropropane	63.00	5.02	72747	21.92
42	Methyl Cyclohexane	83.00	5.02	140732	23.40
43	Dibromomethane	93.00	5.09	33998	22.44
44	Bromodichloromethane	83.00	5.21	83460	22.33
45	2-Nitropropane	43.00	5.35	7901	20.03
46	2-Chloroethylvinyl ether	63.00	-	---	N.D.(Peak)
47	cis-1,3-Dichloropropene	75.00	5.55	105569	21.29
48	4-Methyl-2-Pentanone(MIBK)	43.00	5.64	48590	19.93
49	trans-1,3-Dichloropropene	75.00	6.00	74403	20.37
50	1,1,2-Trichloroethane	97.00	6.17	53980	21.91
52	1,4-Dioxane	88.00	5.06	935	23.21
54	Toluene	91.00	5.83	325562	23.34
55	Ethyl Methacrylate	69.00	6.02	70491	21.21

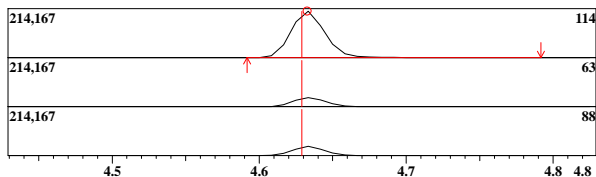
ID#	Name	Mass	Time	Area	Conc.
56	Tetrachloroethene	166.00	6.27	64273	22.28
57	1,3-Dichloropropane	76.00	6.32	106536	20.71
58	2-Hexanone(MBK)	43.00	6.34	25267	19.42
59	Dibromochloromethane	127.00	6.51	41423	23.39
60	1,2-Dibromoethane	107.00	6.63	47662	20.99
61	Chlorobenzene	112.00	7.06	197403	21.37
62	1,1,1,2-Tetrachloroethane	131.00	7.13	56947	22.69
63	Ethylbenzene	91.00	7.13	344396	23.00
64	Xylene-mp	91.00	7.25	562083	45.50
65	Xylene-o	91.00	7.61	283109	23.49
66	Styrene	104.00	-	---	N.D.(Ref)
67	Bromoform	173.00	7.81	25328	21.61
68	Cyclohexanone	55.00	8.06	1842	19.72
69	1,1,2,2-Tetrachloroethane	83.00	8.23	72128	22.72
70	1,2,3-Trichloropropane	75.00	8.30	50699	19.43
72	Isopropylbenzene	105.00	7.95	307996	22.65
73	Trans-1,4-Dichloro-2-butene	53.00	8.00	15815	18.16
75	Bromobenzene	77.00	8.27	160428	21.76
76	n-Propylbenzene	91.00	8.35	391940	23.77
77	2-Chlorotoluene	91.00	8.45	244931	23.81
78	1,3,5-Trimethylbenzene	105.00	8.53	272160	23.05
79	4-Chlorotoluene	91.00	8.57	274607	25.86
80	tert-Butylbenzene	119.00	8.83	228603	24.39
81	1,2,4-Trimethylbenzene	105.00	8.89	277957	23.85
82	sec-Butylbenzene	105.00	9.06	323207	22.83
83	1,3-Dichlorobenzene	146.00	9.18	129877	22.68
84	p-iso-Propyltoluene	119.00	9.21	278717	24.42
85	1,4-Dichlorobenzene	146.00	9.29	132399	22.39
86	n-Butylbenzene	91.00	9.61	228793	22.73
87	1,2-Dichlorobenzene	146.00	9.64	122905	22.42
88	1,2-Dibromo-3-chloropropane	75.00	10.43	7911	20.11
89	1,2,4-Trichlorobenzene	180.00	11.26	60633	24.41
90	Hexachlorobutadiene	225.00	11.39	31017	22.74
91	Naphthalene	128.00	11.53	131074	29.11
92	1,2,3-Trichlorobenzene	180.00	11.75	53307	24.09



ID#1 Name:1,4-Difluorobenzene (IS) Type:ISTD No Manual Integration

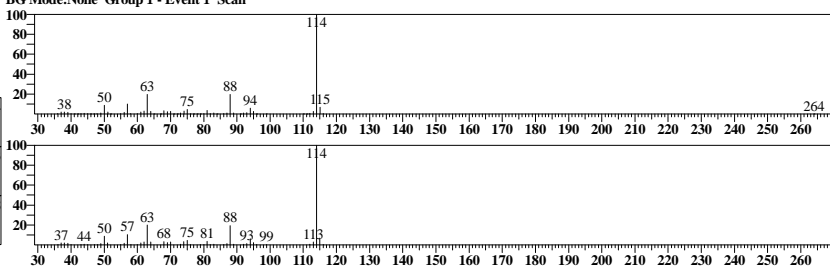
Mass:114.00 R.T:4.633 Area:333579 Conc:50.00000ppm

#	m/z	Area	Ratio	Reference
1	63.00	17981	19.49	23.00
2	88.00	18030	19.55	20.00



ID#1 R.Time:4.633(Scan#:753)

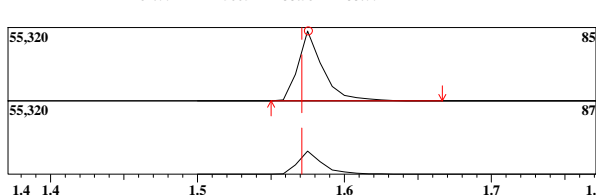
MassPeaks:64
RawMode:Averaged 4.608-4.658(747-759)
BG Mode:None Group 1 - Event 1 Scan



ID#2 Name:Dichlorodifluoromethane Type:Target No Manual Integration

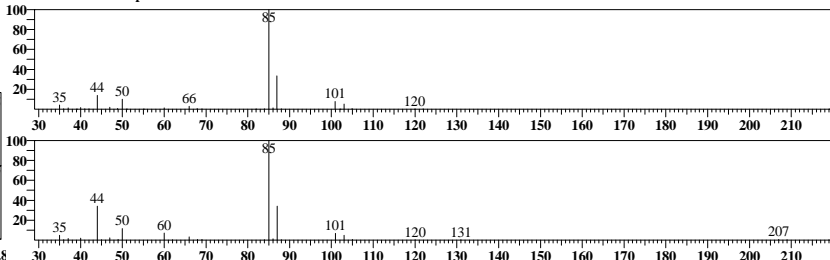
Mass:85.00 R.T:1.576 Area:61768 Conc:18.38599ppm

#	m/z	Area	Ratio	Reference
1	87.00	5665	33.58	33.00



ID#2 R.Time:1.575(Scan#:19)

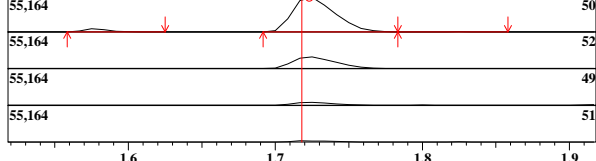
MassPeaks:30
RawMode:Averaged 1.550-1.600(13-25)
BG Mode:None Group 1 - Event 1 Scan



ID#3 Name:Chloromethane Type:Target No Manual Integration


Mass:50.00 R.T:1.723 Area:106273 Conc:19.27364ppm

#	m/z	Area	Ratio	Reference
1	52.00	9859	33.83	30.00
2	49.00	2593	8.90	10.00
3	51.00	1145	3.93	5.00



ID#3 R.Time:1.725(Scan#:55)

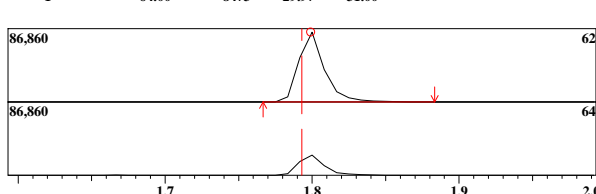
MassPeaks:32
RawMode:Averaged 1.700-1.750(49-61)
BG Mode:None Group 1 - Event 1 Scan



ID#4 Name:Vinyl Chloride Type:Target No Manual Integration


Mass:62.00 R.T:1.799 Area:100972 Conc:21.47862ppm

#	m/z	Area	Ratio	Reference
1	64.00	8473	29.97	31.00



ID#4 R.Time:1.800(Scan#:73)

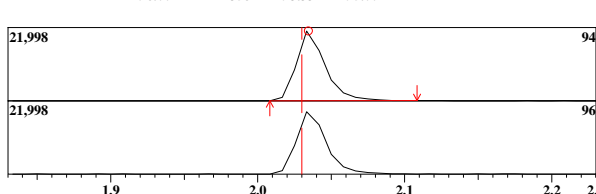
MassPeaks:40
RawMode:Averaged 1.775-1.825(67-79)
BG Mode:None Group 1 - Event 1 Scan



ID#5 Name:Bromomethane Type:Target No Manual Integration


Mass:94.00 R.T:2.035 Area:28520 Conc:19.98529ppm

#	m/z	Area	Ratio	Reference
1	96.00	7358	93.33	95.00



ID#5 R.Time:2.033(Scan#:129)

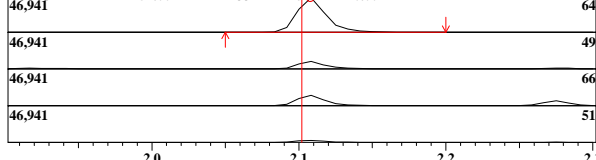
MassPeaks:39
RawMode:Averaged 2.008-2.058(123-135)
BG Mode:None Group 1 - Event 1 Scan



ID#6 Name:Chloroethane Type:Target No Manual Integration


Mass:64.00 R.T:2.108 Area:63064 Conc:23.07609ppm

#	m/z	Area	Ratio	Reference
1	49.00	3629	20.90	25.00
2	66.00	5189	29.89	31.00
3	51.00	1233	7.40	10.00



ID#6 R.Time:2.108(Scan#:147)

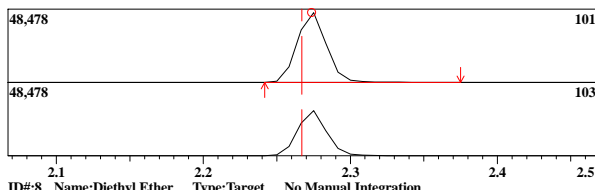
MassPeaks:51
RawMode:Averaged 2.083-2.133(141-153)
BG Mode:None Group 1 - Event 1 Scan



ID#:7 Name:Trichlorofluoromethane Type:Target No Manual Integration

Mass:101.00 R.T:2.274 Area:64469 Conc:21.82577ppm

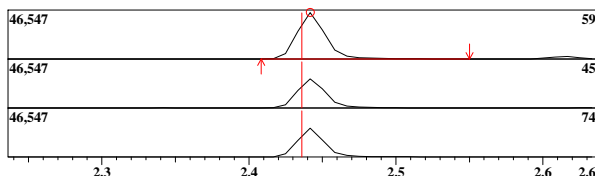
#	m/z	Area	Ratio	Reference
1	103.00	11605	64.01	57.00



ID#8 Name:Diethyl Ether Type:Target No Manual Integration

Mass:59.00 R.T:2.442 Area:60253 Conc:22.72937ppm

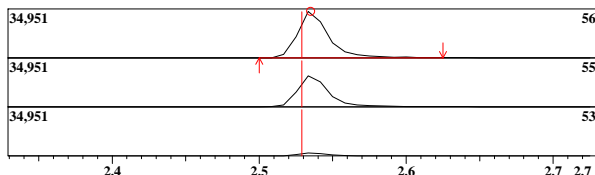
#	m/z	Area	Ratio	Reference
1	45.00	10630	64.12	80.00
2	74.00	9882	59.61	68.00



ID#9 Name:Acrolein Type:Target No Manual Integration

Mass:56.00 R.T:2.535 Area:49461 Conc:286.94777ppm

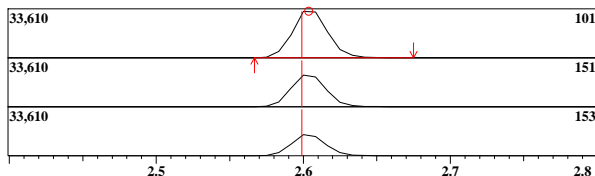
#	m/z	Area	Ratio	Reference
1	55.00	8955	68.04	70.00
2	53.00	851	6.47	5.00



ID#10 Name:1,1,2-Trichlorotrifluoroethane Type:Target No Manual Integration

Mass:101.00 R.T:2.604 Area:55183 Conc:20.64348ppm

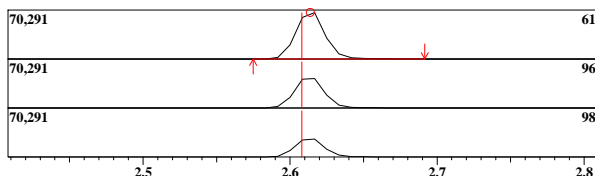
#	m/z	Area	Ratio	Reference
1	151.00	10490	68.10	60.00
2	153.00	6822	44.29	40.00



ID#11 Name:1,1-Dichloroethene Type:Target No Manual Integration

Mass:61.00 R.T:2.614 Area:96011 Conc:22.10045ppm

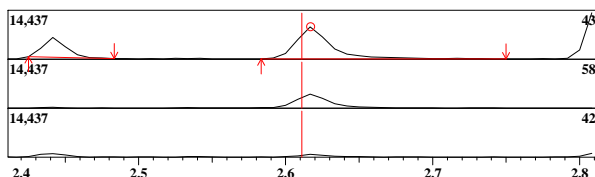
#	m/z	Area	Ratio	Reference
1	96.00	17993	66.38	60.00
2	98.00	10842	40.00	36.00



ID#12 Name:Acetone Type:Target No Manual Integration


Mass:43.00 R.T:2.617 Area:15879 Conc:20.53059ppm

#	m/z	Area	Ratio	Reference
1	58.00	1854	45.07	30.00
2	42.00	396	9.63	10.00



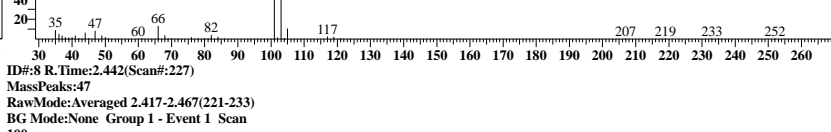
ID#7 R.Time:2.275(Scan#:187)

MassPeaks:66
RawMode:Averaged 2.250-2.300(181-193)
BG Mode:None Group 1 - Event 1 Scan



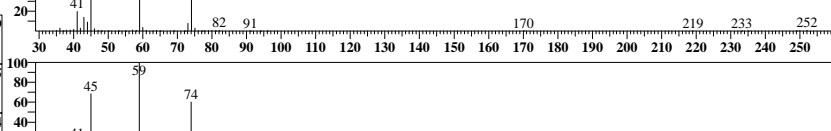
ID#8 R.Time:2.442(Scan#:227)

MassPeaks:47
RawMode:Averaged 2.417-2.467(221-233)
BG Mode:None Group 1 - Event 1 Scan



ID#9 R.Time:2.533(Scan#:299)

MassPeaks:47
RawMode:Averaged 2.508-2.558(243-255)
BG Mode:None Group 1 - Event 1 Scan



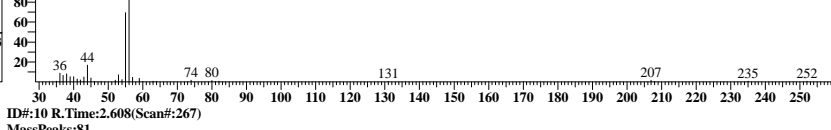
ID#10 R.Time:2.608(Scan#:267)

MassPeaks:51
RawMode:Averaged 2.575-2.625(259-271)
BG Mode:None Group 1 - Event 1 Scan



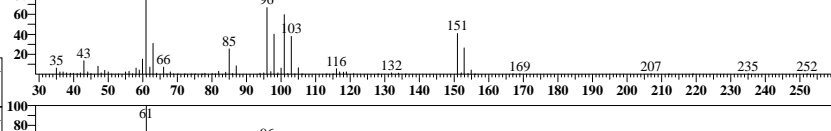
ID#11 R.Time:2.608(Scan#:267)

MassPeaks:81
RawMode:Averaged 2.592-2.642(263-275)
BG Mode:None Group 1 - Event 1 Scan




ID#12 R.Time:2.608(Scan#:267)

MassPeaks:80
RawMode:Averaged 2.592-2.642(263-275)
BG Mode:None Group 1 - Event 1 Scan



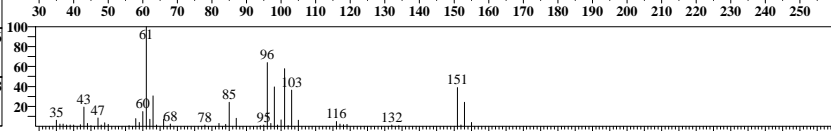
ID#11 R.Time:2.608(Scan#:267)

MassPeaks:80
RawMode:Averaged 2.592-2.642(263-275)
BG Mode:None Group 1 - Event 1 Scan




ID#12 R.Time:2.608(Scan#:267)

MassPeaks:80
RawMode:Averaged 2.592-2.642(263-275)
BG Mode:None Group 1 - Event 1 Scan




ID#12 R.Time:2.608(Scan#:267)

MassPeaks:80
RawMode:Averaged 2.592-2.642(263-275)
BG Mode:None Group 1 - Event 1 Scan



ID#12 R.Time:2.608(Scan#:267)

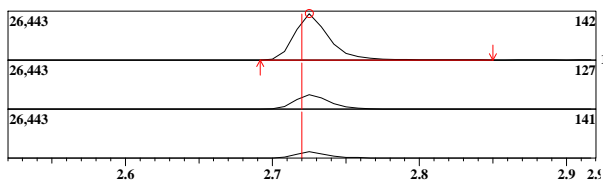
MassPeaks:80
RawMode:Averaged 2.592-2.642(263-275)
BG Mode:None Group 1 - Event 1 Scan



ID#:13 Name:Idomethane Type:Target No Manual Integration

Mass:142.00 R.T:2.725 Area:41047 Conc:24.08825ppm

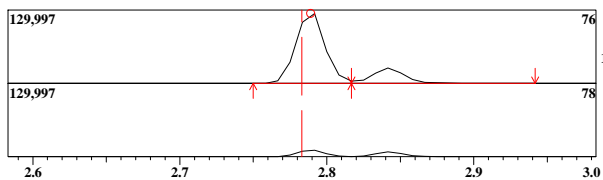
#	m/z	Area	Ratio	Reference
1	127.00	3617	32.66	35.00
2	141.00	1459	13.17	13.00



ID#:14 Name:Carbon Disulfide Type:Target No Manual Integration

Mass:76.00 R.T:2.789 Area:175439 Conc:20.48995ppm

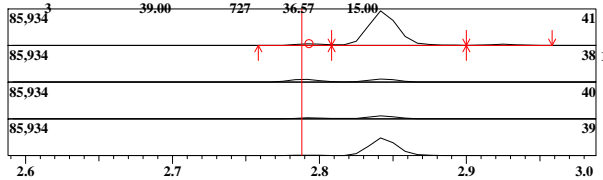
#	m/z	Area	Ratio	Reference
1	78.00	4677	9.33	9.00



ID#:15 Name:Acetonitrile Type:Target No Manual Integration

Mass:41.00 R.T:2.793 Area:5800 Conc:18.16656ppm

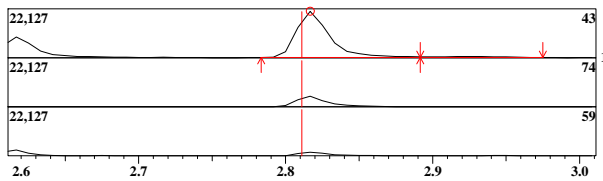
#	m/z	Area	Ratio	Reference
1	38.00	3010	* 151.41	40.00
2	40.00	1225	61.62	20.00
3	39.00	727	36.57	15.00



ID#:16 Name:Methyl Acetate Type:Target No Manual Integration

Mass:43.00 R.T:2.817 Area:33051 Conc:14.59726ppm

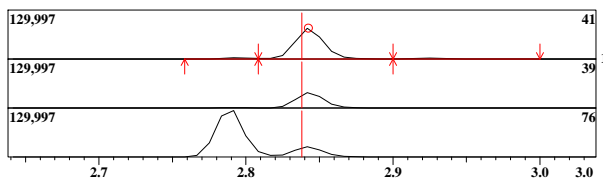
#	m/z	Area	Ratio	Reference
1	74.00	1939	21.77	40.00
2	59.00	700	7.86	20.00



ID#:17 Name:Allyl Chloride(3-Chloroprene) Type:Target No Manual Integration

Mass:41.00 R.T:2.843 Area:115380 Conc:20.08138ppm

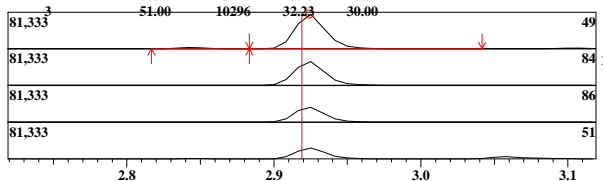
#	m/z	Area	Ratio	Reference
1	39.00	16172	50.03	40.00
2	76.00	12004	37.14	5.00




ID#:18 Name:Methylene Chloride Type:Target No Manual Integration

Mass:49.00 R.T:2.924 Area:114706 Conc:20.40679ppm


#	m/z	Area	Ratio	Reference
1	84.00	22321	69.87	64.00
2	86.00	13970	43.73	40.00
3	51.00	10296	32.23	30.00




ID#:13 R.Time:2.725(Scan#:295)
MassPeaks:32
RawMode:Averaged 2.700-2.750(289-301)
BG Mode:None Group 1 - Event 1 Scan




ID#:14 R.Time:2.792(Scan#:311)
MassPeaks:38
RawMode:Averaged 2.767-2.817(305-317)
BG Mode:None Group 1 - Event 1 Scan



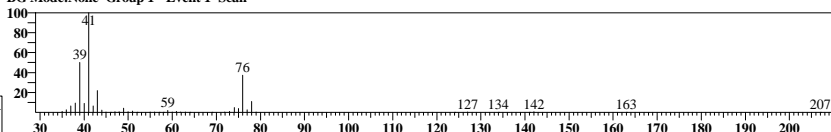
ID#:15 R.Time:2.792(Scan#:311)
MassPeaks:37
RawMode:Averaged 2.767-2.808(305-315)
BG Mode:None Group 1 - Event 1 Scan



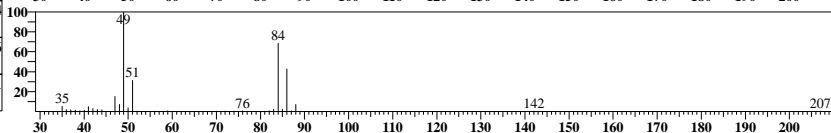

ID#:16 R.Time:2.833(Scan#:321)
MassPeaks:49
RawMode:Averaged 2.792-2.842(311-323)
BG Mode:None Group 1 - Event 1 Scan



ID#:17 R.Time:2.842(Scan#:323)
MassPeaks:44
RawMode:Averaged 2.817-2.867(317-329)
BG Mode:None Group 1 - Event 1 Scan



ID#:18 R.Time:2.925(Scan#:343)
MassPeaks:42
RawMode:Averaged 2.900-2.950(337-349)
BG Mode:None Group 1 - Event 1 Scan

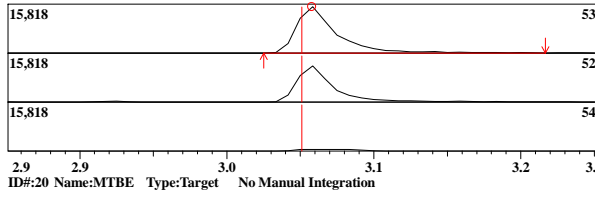


ID#:19 Name:Acrylonitrile Type:Target No Manual Integration

Mass:53.00 R.T:3.058 Area:29564 Conc:23.71771ppm

Event:1:Scan SI:95

#	m/z	Area	Ratio	Reference
1	52.00	5206	72.95	40.00
2	54.00	420	5.89	10.00

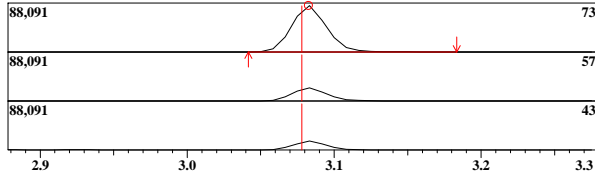


ID#:20 Name:MTBE Type:Target No Manual Integration

Mass:73.00 R.T:3.083 Area:141089 Conc:21.74150ppm

Event:1:Scan SI:96

#	m/z	Area	Ratio	Reference
1	57.00	11209	28.66	26.00
2	43.00	7337	18.76	20.00

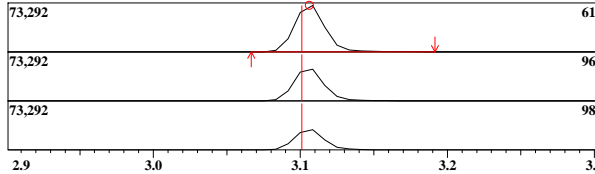


ID#:21 Name:trans-1,2-Dichloroethene Type:Target No Manual Integration

Mass:61.00 R.T:3.106 Area:103034 Conc:22.16792ppm

Event:1:Scan SI:96

#	m/z	Area	Ratio	Reference
1	96.00	20099	69.51	64.00
2	98.00	12610	43.61	40.00

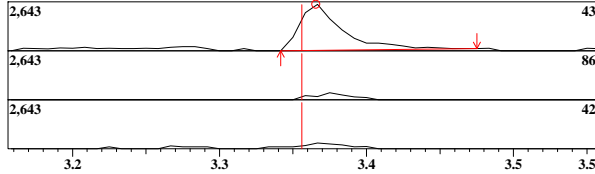


ID#:22 Name:Vinyl Acetate Type:Target No Manual Integration

Mass:43.00 R.T:3.365 Area:5134 Conc:1.27971ppm

Event:1:Scan SI:90

#	m/z	Area	Ratio	Reference
1	86.00	177	13.99	10.00
2	42.00	185	14.63	0.00

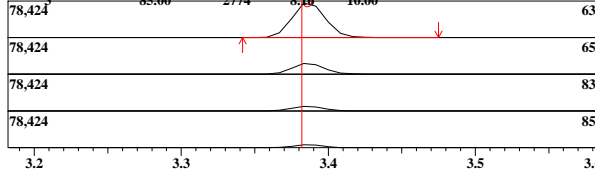


ID#:23 Name:1,1-Dichloroethane Type:Target No Manual Integration

Mass:63.00 R.T:3.386 Area:121325 Conc:21.81317ppm

Event:1:Scan SI:95

#	m/z	Area	Ratio	Reference
1	65.00	10230	30.10	30.00
2	83.00	4420	13.00	10.00
3	85.00	2774	8.16	10.00

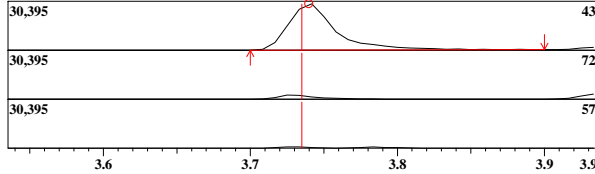


ID#:24 Name:2-Butanone(MEK) Type:Target No Manual Integration

Mass:43.00 R.T:3.740 Area:65706 Conc:16.84366ppm

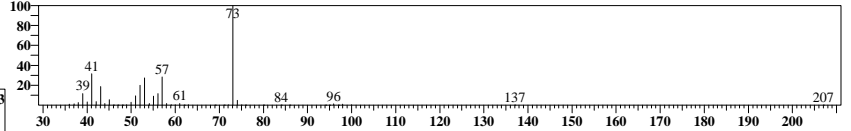
Event:1:Scan SI:97

#	m/z	Area	Ratio	Reference
1	72.00	1413	8.69	30.00
2	57.00	517	3.18	11.00



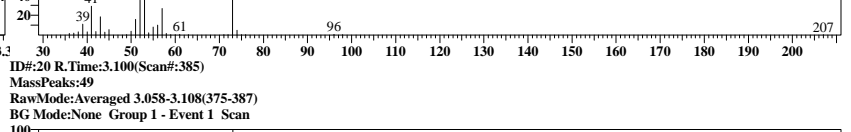
ID#:19 R.Time:3.075(Scan#:379)

MassPeaks:46
RawMode:Averaged 3.033-3.083(369-381)
BG Mode:None Group 1 - Event 1 Scan



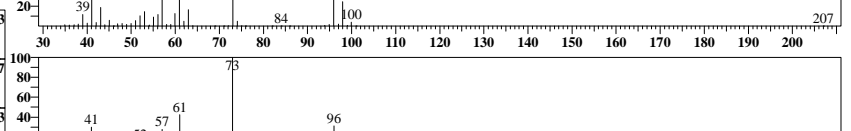
ID#:20 R.Time:3.100(Scan#:385)

MassPeaks:49
RawMode:Averaged 3.058-3.108(375-387)
BG Mode:None Group 1 - Event 1 Scan



ID#:21 R.Time:3.100(Scan#:385)

MassPeaks:48
RawMode:Averaged 3.083-3.133(381-393)
BG Mode:None Group 1 - Event 1 Scan




ID#:22 R.Time:3.383(Scan#:453)

MassPeaks:45
RawMode:Averaged 3.342-3.392(443-455)
BG Mode:None Group 1 - Event 1 Scan



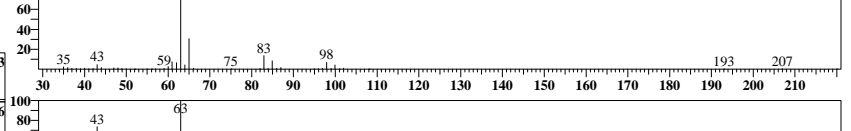
ID#:23 R.Time:3.383(Scan#:453)

MassPeaks:44
RawMode:Averaged 3.358-3.408(447-459)
BG Mode:None Group 1 - Event 1 Scan




ID#:24 R.Time:3.758(Scan#:543)

MassPeaks:61
RawMode:Averaged 3.717-3.767(533-545)
BG Mode:None Group 1 - Event 1 Scan



ID#:24 R.Time:3.758(Scan#:543)

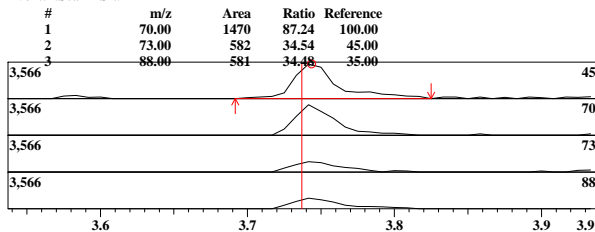
MassPeaks:61
RawMode:Averaged 3.717-3.767(533-545)
BG Mode:None Group 1 - Event 1 Scan



ID#:25 Name:Ethyl Acetate Type:Target No Manual Integration

Mass:45.00 R.T:3.744 Area:7360 Conc:16.56193ppm

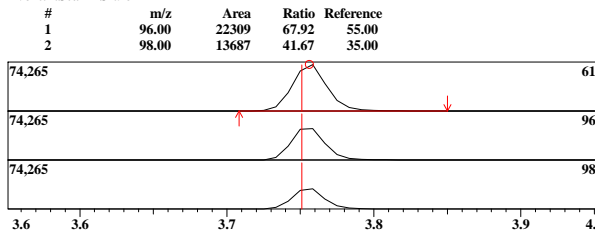
Event:1:Scan SI:97



ID#:26 Name:cis-1,2-Dichloroethene Type:Target No Manual Integration

Mass:61.00 R.T:3.756 Area:117414 Conc:21.73779ppm

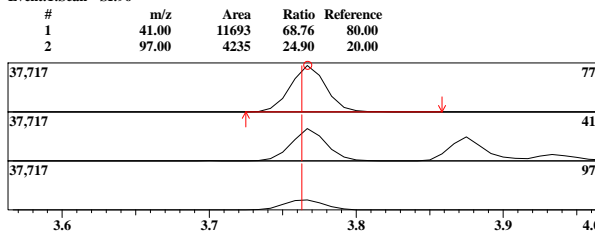
Event:1:Scan SI:96



ID#:27 Name:2,2-Dichloropropane Type:Target No Manual Integration

Mass:77.00 R.T:3.767 Area:60904 Conc:17.72972ppm

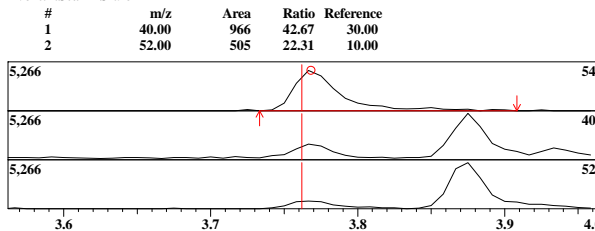
Event:1:Scan SI:96



ID#:28 Name:Propionitrile(Ethyl cyanide) Type:Target No Manual Integration

Mass:54.00 R.T:3.768 Area:9702 Conc:24.32043ppm

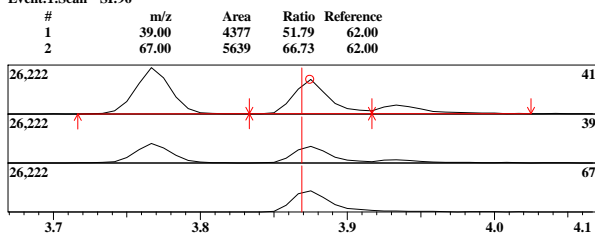
Event:1:Scan SI:96



ID#:29 Name:Methacrylonitrile Type:Target No Manual Integration

Mass:41.00 R.T:3.874 Area:30743 Conc:20.30420ppm

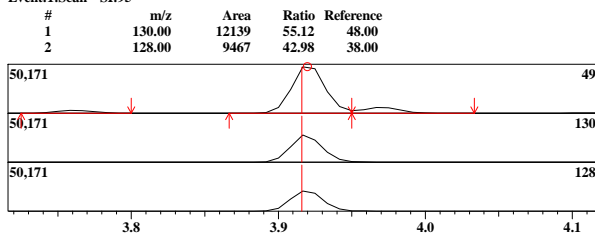
Event:1:Scan SI:96



ID#:30 Name:Bromochloromethane Type:Target No Manual Integration

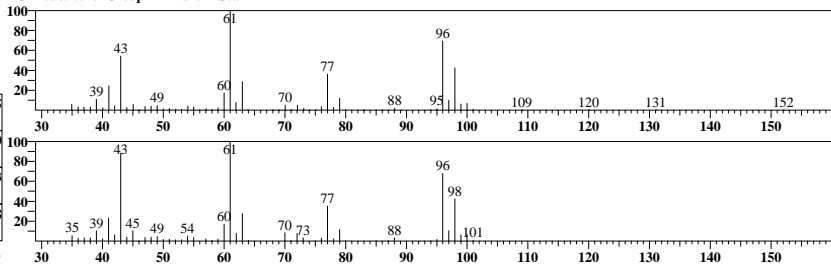
Mass:49.00 R.T:3.920 Area:77924 Conc:21.60026ppm

Event:1:Scan SI:95



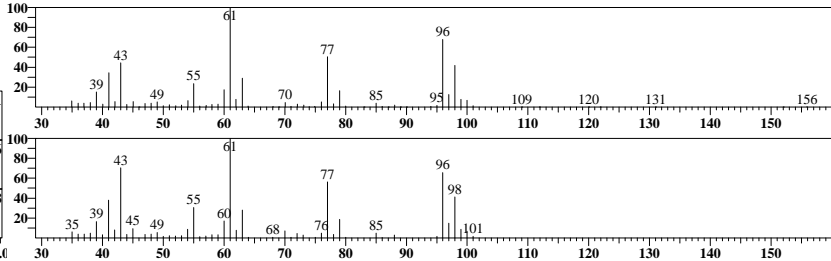
ID#:25 R.Time:3.758(Scan#:543)

MassPeaks:61
RawMode:Averaged 3.717-3.767(533-545)
BG Mode:None Group 1 - Event 1 Scan



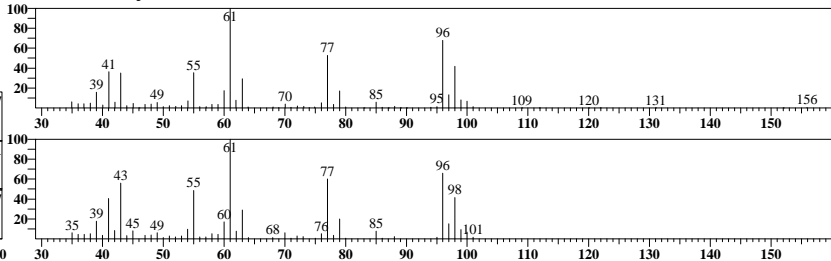
ID#:26 R.Time:3.758(Scan#:543)

MassPeaks:65
RawMode:Averaged 3.733-3.783(537-549)
BG Mode:None Group 1 - Event 1 Scan



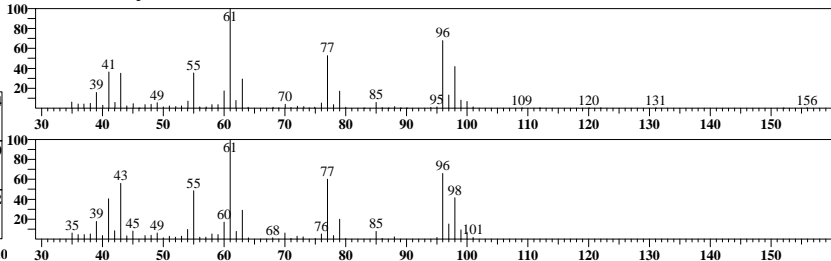
ID#:27 R.Time:3.758(Scan#:543)

MassPeaks:65
RawMode:Averaged 3.742-3.792(539-551)
BG Mode:None Group 1 - Event 1 Scan



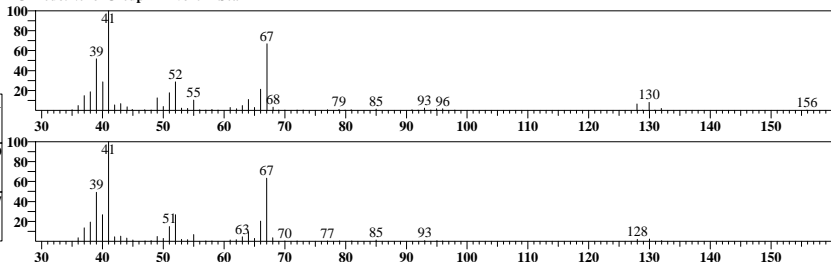
ID#:28 R.Time:3.758(Scan#:543)

MassPeaks:65
RawMode:Averaged 3.742-3.792(539-551)
BG Mode:None Group 1 - Event 1 Scan



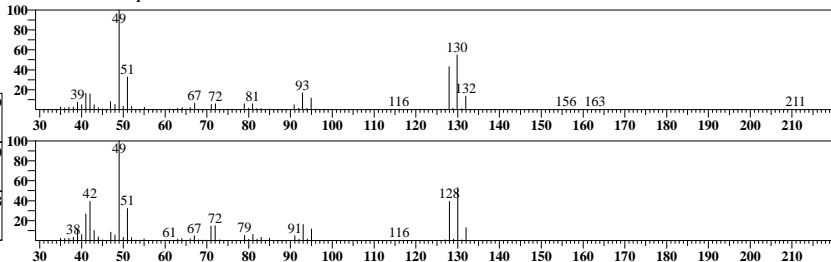
ID#:29 R.Time:3.875(Scan#:571)

MassPeaks:54
RawMode:Averaged 3.850-3.900(565-577)
BG Mode:None Group 1 - Event 1 Scan



ID#:30 R.Time:3.917(Scan#:581)

MassPeaks:62
RawMode:Averaged 3.892-3.942(575-587)
BG Mode:None Group 1 - Event 1 Scan

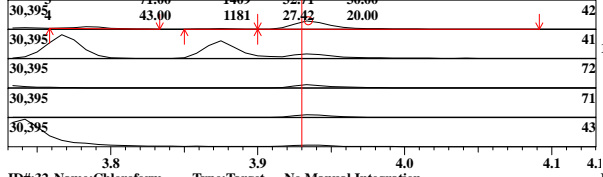


ID#:31 Name:Tetrahydrofuran Type:Target No Manual Integration

Mass:42.00 R.T:3.935 Area:16193 Conc:13.20369ppm

Event:1:Scan SI:94

#	m/z	Area	Ratio	Reference
1	41.00	3004	69.75	50.00
2	72.00	1628	37.80	30.00
3	71.00	1409	32.71	30.00
4	43.00	1181	27.42	20.00

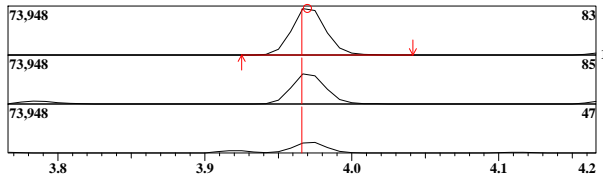


ID#:32 Name:Chloroform Type:Target No Manual Integration

Mass:83.00 R.T:3.970 Area:116170 Conc:22.08358ppm

Event:1:Scan SI:98

#	m/z	Area	Ratio	Reference
1	85.00	21218	65.19	64.00
2	47.00	7679	23.59	25.00

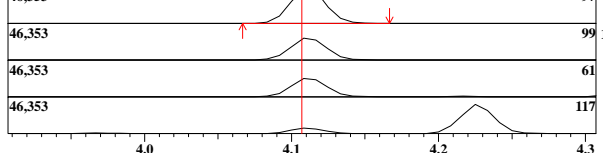


ID#:33 Name:1,1,1-Trichloroethane Type:Target No Manual Integration

Mass:97.00 R.T:4.111 Area:77826 Conc:21.35776ppm

Event:1:Scan SI:96

#	m/z	Area	Ratio	Reference
1	99.00	13651	62.69	64.00
2	61.00	11459	52.62	50.00
3	117.00	3347	15.37	10.00

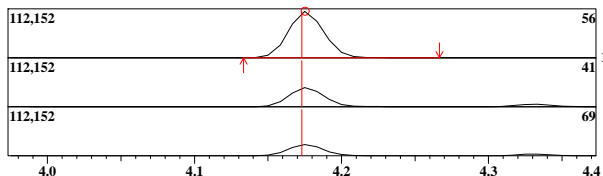


ID#:34 Name:Cyclohexane Type:Target No Manual Integration

Mass:56.00 R.T:4.175 Area:182333 Conc:25.08655ppm

Event:1:Scan SI:97

#	m/z	Area	Ratio	Reference
1	41.00	21331	41.76	60.00
2	69.00	12617	24.70	25.00

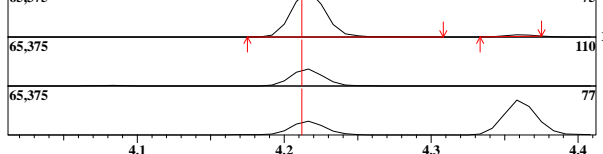


ID#:35 Name:1,1-Dichloropropene Type:Target No Manual Integration

Mass:75.00 R.T:4.216 Area:99729 Conc:21.62924ppm

Event:1:Scan SI:97

#	m/z	Area	Ratio	Reference
1	110.00	10224	36.56	34.00
2	77.00	8737	31.24	30.00

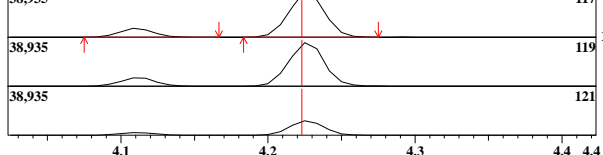


ID#:36 Name:Carbon tetrachloride Type:Target No Manual Integration

Mass:117.00 R.T:4.226 Area:61499 Conc:21.07989ppm

Event:1:Scan SI:98

#	m/z	Area	Ratio	Reference
1	119.00	16742	96.87	95.00
2	121.00	5478	31.70	30.00

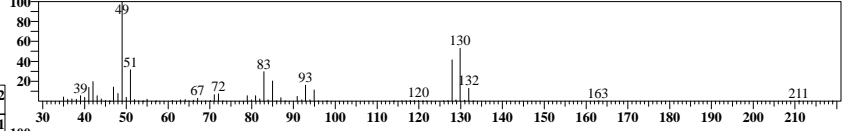


ID#:31 R.Time:3.917(Scan#:581)

MassPeaks:69

RawMode:Averaged 3.908-3.958(579-591)

BG Mode:None Group 1 - Event 1 Scan

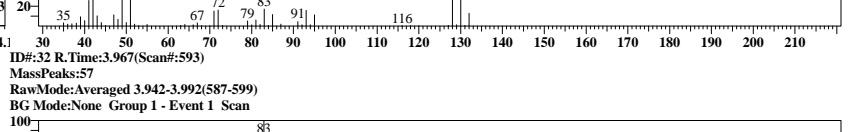


ID#:32 R.Time:3.967(Scan#:593)

MassPeaks:57

RawMode:Averaged 3.942-3.992(587-599)

BG Mode:None Group 1 - Event 1 Scan

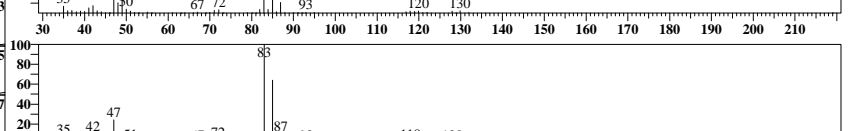


ID#:33 R.Time:4.108(Scan#:627)

MassPeaks:80

RawMode:Averaged 4.083-4.133(621-633)

BG Mode:None Group 1 - Event 1 Scan

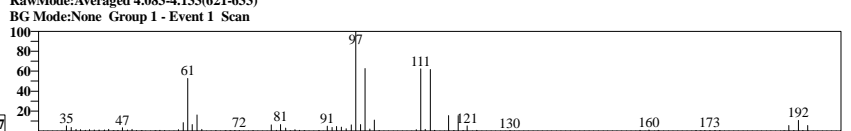


ID#:34 R.Time:4.175(Scan#:643)

MassPeaks:67

RawMode:Averaged 4.150-4.200(637-649)

BG Mode:None Group 1 - Event 1 Scan

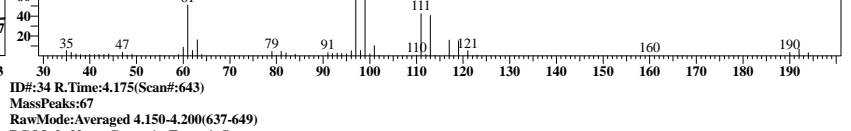


ID#:35 R.Time:4.217(Scan#:653)

MassPeaks:74

RawMode:Averaged 4.192-4.242(647-659)

BG Mode:None Group 1 - Event 1 Scan

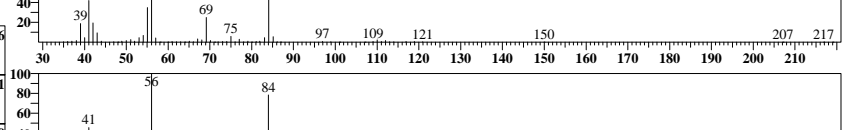


ID#:36 R.Time:4.217(Scan#:653)

MassPeaks:72

RawMode:Averaged 4.200-4.250(649-661)

BG Mode:None Group 1 - Event 1 Scan



ID#:36 R.Time:4.217(Scan#:653)

MassPeaks:72

RawMode:Averaged 4.200-4.250(649-661)

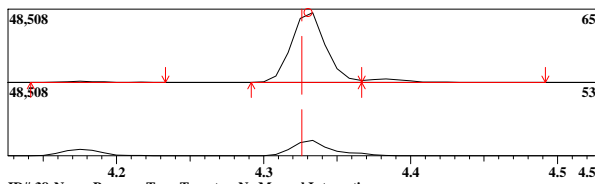
BG Mode:None Group 1 - Event 1 Scan



ID#:37 Name:1,2-Dichloroethane-d4 Type:Surrogate/SMC No Manual Integration

Mass:65.00 R.T:4.330 Area:75846 Conc:44.56391ppb
Event:1:Scan SI:92

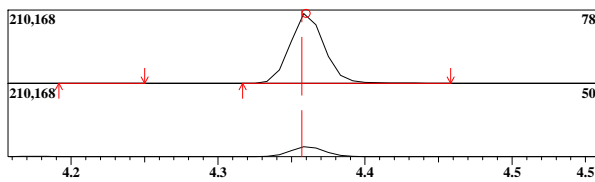
#	m/z	Area	Ratio	Reference
1	53.00	5035	23.51	15.00



ID#:38 Name:Benzene Type:Target No Manual Integration

Mass:78.00 R.T:4.360 Area:325310 Conc:21.66680ppb
Event:1:Scan SI:98

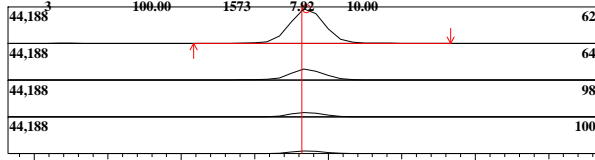
#	m/z	Area	Ratio	Reference
1	50.00	13636	15.00	16.00



ID#:39 Name:1,2-Dichloroethane Type:Target No Manual Integration

Mass:62.00 R.T:4.385 Area:72840 Conc:20.64068ppb
Event:1:Scan SI:97

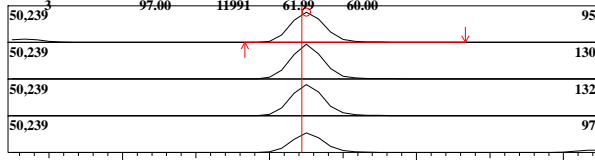
#	m/z	Area	Ratio	Reference
1	64.00	6095	30.70	30.00
2	98.00	2497	12.58	10.00
3	100.00	1573	7.92	10.00



ID#:40 Name:Trichloroethene Type:Target No Manual Integration

Mass:95.00 R.T:4.825 Area:69418 Conc:21.75918ppb
Event:1:Scan SI:99

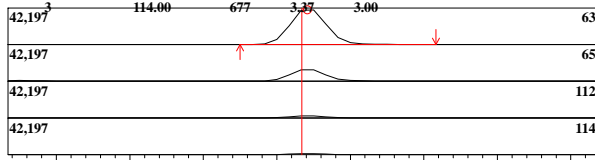
#	m/z	Area	Ratio	Reference
1	130.00	21290	110.06	95.00
2	132.00	19539	101.01	90.00
3	97.00	11991	61.99	60.00



ID#:41 Name:1,2-Dichloropropane Type:Target No Manual Integration

Mass:63.00 R.T:5.021 Area:72747 Conc:21.91901ppb
Event:1:Scan SI:97

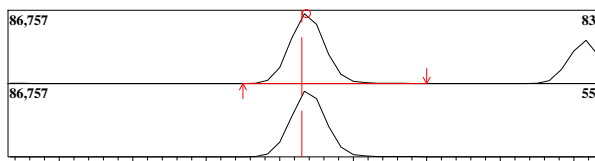
#	m/z	Area	Ratio	Reference
1	65.00	6506	32.36	30.00
2	112.00	1206	6.00	5.00
3	114.00	677	3.27	3.00



ID#:42 Name:Methyl Cyclohexane Type:Target No Manual Integration


Mass:83.00 R.T:5.018 Area:140732 Conc:23.40337ppb
Event:1:Scan SI:97

#	m/z	Area	Ratio	Reference
1	55.00	37743	95.64	80.00




ID#:37 R.Time:4.350(Scan#:685)

MassPeaks:64
RawMode:Averaged 4.308-4.358(675-687)
BG Mode:None Group 1 - Event 1 Scan




ID#:38 R.Time:4.358(Scan#:687)

MassPeaks:66
RawMode:Averaged 4.333-4.383(681-693)
BG Mode:None Group 1 - Event 1 Scan



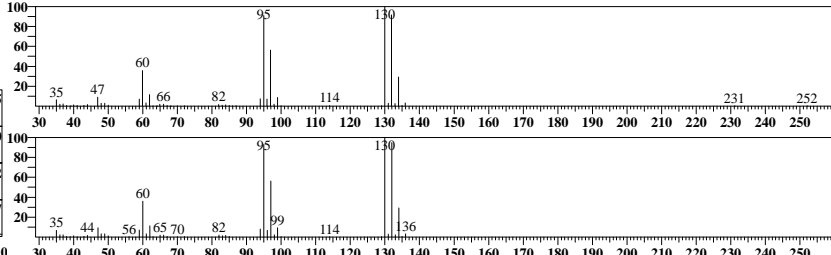
ID#:39 R.Time:4.367(Scan#:689)

MassPeaks:53
RawMode:Averaged 4.358-4.408(687-699)
BG Mode:None Group 1 - Event 1 Scan




ID#:40 R.Time:4.825(Scan#:799)

MassPeaks:49
RawMode:Averaged 4.800-4.850(793-805)
BG Mode:None Group 1 - Event 1 Scan




ID#:41 R.Time:5.017(Scan#:845)

MassPeaks:70
RawMode:Averaged 4.992-5.042(839-851)
BG Mode:None Group 1 - Event 1 Scan



ID#:42 R.Time:5.017(Scan#:845)

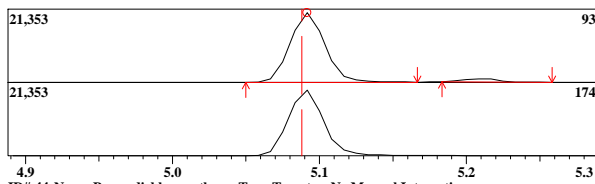
MassPeaks:70
RawMode:Averaged 4.992-5.042(839-851)
BG Mode:None Group 1 - Event 1 Scan



ID#:43 Name:Dibromomethane Type:Target No Manual Integration

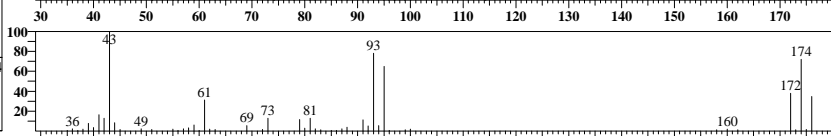

Mass:93.00 R.T:5.091 Area:33998 Conc:22.43584ppb

#	m/z	Area	Ratio	Reference
1	174.00	8939	94.97	30.00



ID#:43 R.Time:5.092(Scan#:863)

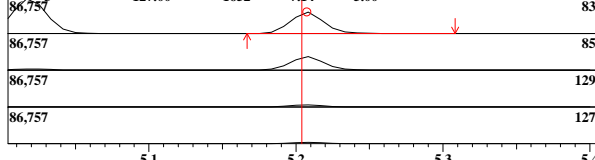
MassPeaks:68 RawMode:Averaged 5.067-5.117(857-869) BG Mode:None Group 1 - Event 1 Scan



ID#:44 Name:Bromodichloromethane Type:Target No Manual Integration



Mass:83.00 R.T:5.207 Area:83460 Conc:22.33077ppb

#	m/z	Area	Ratio	Reference
1	85.00	14556	62.89	63.00
2	129.00	2318	10.02	10.00
3	127.00	1652	7.14	5.00



ID#:44 R.Time:5.208(Scan#:891)

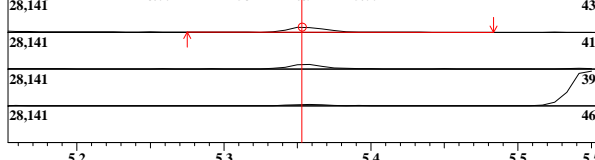
MassPeaks:53 RawMode:Averaged 5.183-5.233(885-897) BG Mode:None Group 1 - Event 1 Scan



ID#:45 Name:2-Nitropropane Type:Target No Manual Integration

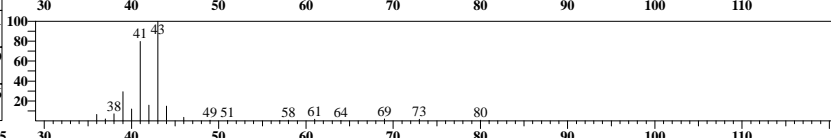
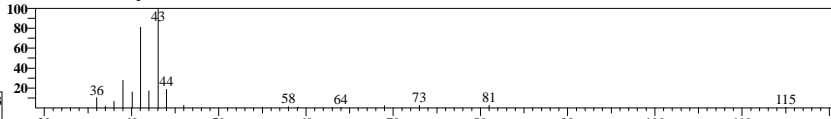
Mass:43.00 R.T:5.353 Area:7901 Conc:20.03385ppb

#	m/z	Area	Ratio	Reference
1	41.00	1745	*81.05	30.00
2	39.00	598	27.77	15.00
3	46.00	58	2.69	5.00



ID#:45 R.Time:5.350(Scan#:925)

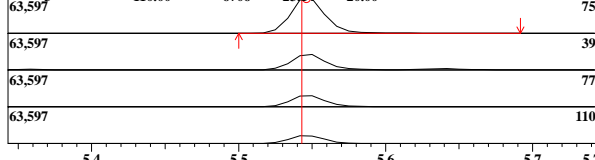
MassPeaks:19 RawMode:Averaged 5.325-5.375(919-931) BG Mode:None Group 1 - Event 1 Scan



ID#:47 Name:cis-1,3-Dichloropropene Type:Target No Manual Integration

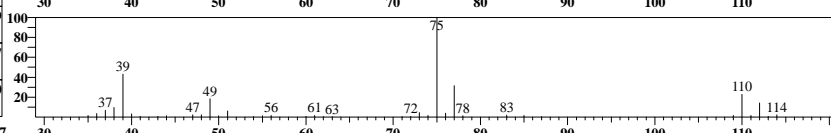
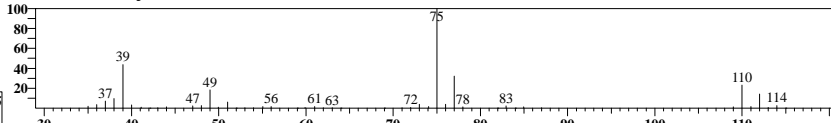
Mass:75.00 R.T:5.546 Area:105569 Conc:21.28627ppb

#	m/z	Area	Ratio	Reference
1	39.00	12709	43.85	60.00
2	77.00	9273	32.00	31.00
3	110.00	6706	23.14	20.00



ID#:47 R.Time:5.550(Scan#:973)

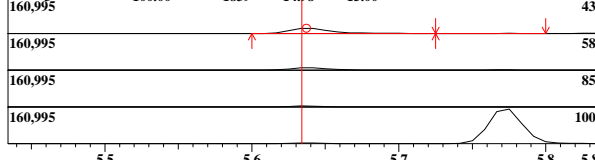
MassPeaks:47 RawMode:Averaged 5.525-5.575(967-979) BG Mode:None Group 1 - Event 1 Scan



ID#:48 Name:4-Methyl-2-Pentanone(MIBK) Type:Target No Manual Integration



Mass:43.00 R.T:5.637 Area:48590 Conc:19.92901ppb

#	m/z	Area	Ratio	Reference
1	58.00	5382	43.84	40.00
2	85.00	2246	18.29	15.00
3	100.00	1839	14.98	15.00



ID#:48 R.Time:5.642(Scan#:995)

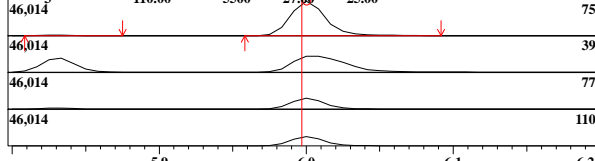
MassPeaks:45 RawMode:Averaged 5.608-5.658(987-999) BG Mode:None Group 1 - Event 1 Scan



ID#:49 Name:trans-1,3-Dichloropropene Type:Target No Manual Integration

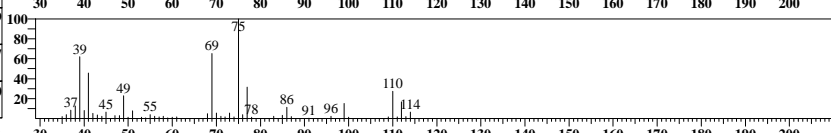
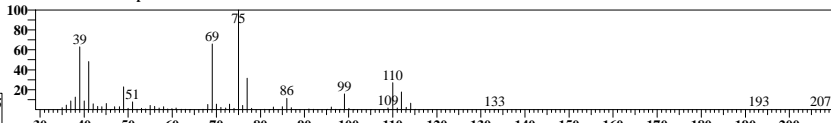
Mass:75.00 R.T:6.000 Area:74403 Conc:20.37005ppb

#	m/z	Area	Ratio	Reference
1	39.00	12866	63.17	90.00
2	77.00	6426	31.55	30.00
3	110.00	5500	27.00	25.00



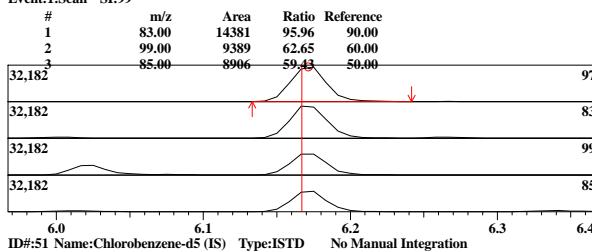
ID#:49 R.Time:6.008(Scan#:1083)

MassPeaks:69 RawMode:Averaged 5.975-6.025(1075-1087) BG Mode:None Group 1 - Event 1 Scan



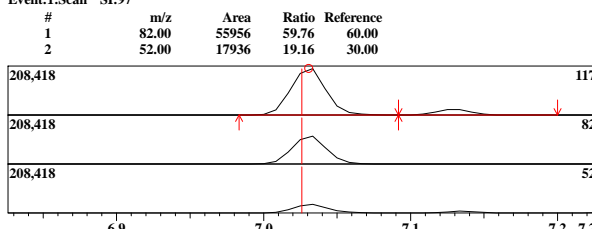
ID#:50 Name:1,1,2-Trichloroethane Type:Target No Manual Integration

Mass:97.00 R.T:6.172 Area:53980 Conc:21.91259ppb
Event:1:Scan SI:99



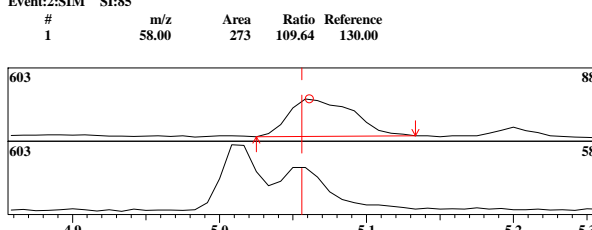
ID#:51 Name:Chlorobenzene-d5 (IS) Type:ISTD No Manual Integration

Mass:117.00 R.T:7.031 Area:333576 Conc:50.00000ppb
Event:1:Scan SI:97



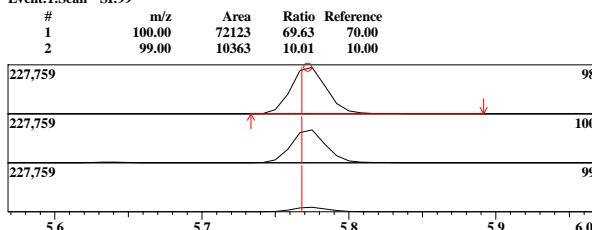
ID#:52 Name:1,4-Dioxane Type:Target No Manual Integration

Mass:88.00 R.T:5.061 Area:935 Conc:23.20723ppb
Event:2:SIM SI:85



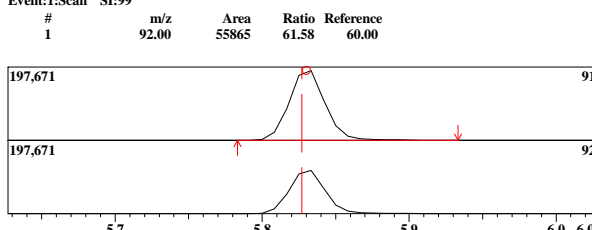
ID#:53 Name:Toluene-d8 Type:Surrogate/SMC No Manual Integration

Mass:98.00 R.T:5.772 Area:370751 Conc:48.61372ppb
Event:1:Scan SI:99



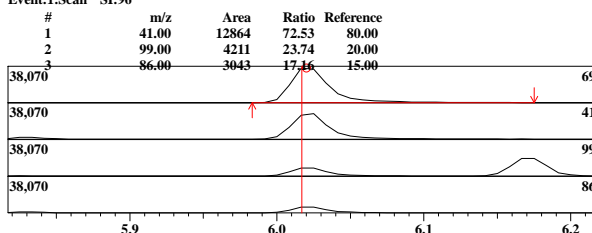
ID#:54 Name:Toluene Type:Target No Manual Integration

Mass:91.00 R.T:5.830 Area:325562 Conc:23.33924ppb
Event:1:Scan SI:99




ID#:55 Name:Ethyl Methacrylate Type:Target No Manual Integration

Mass:69.00 R.T:6.020 Area:70491 Conc:21.21222ppb
Event:1:Scan SI:96



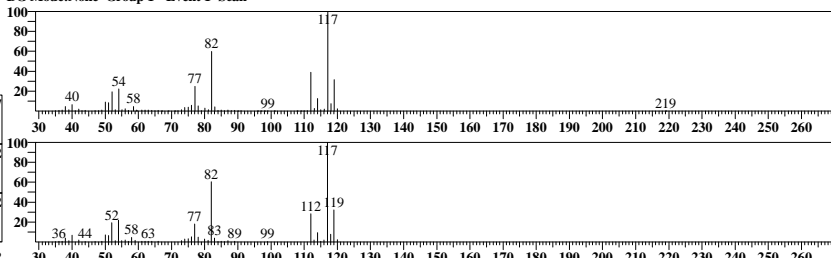
ID#:50 R.Time:6.175(Scan#:1123)

MassPeaks:53
RawMode:Averaged 6.150-6.200(1117-1129)
BG Mode:None Group 1 - Event 1 Scan



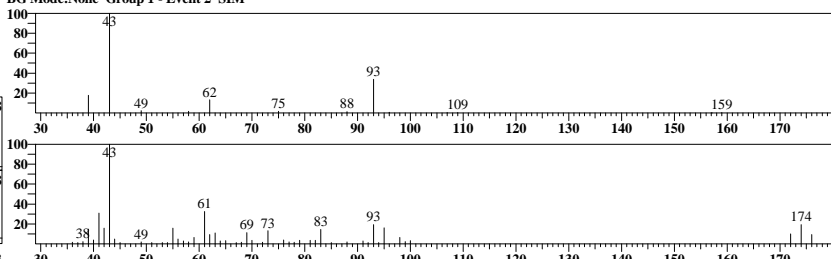
ID#:51 R.Time:7.033(Scan#:1329)

MassPeaks:73
RawMode:Averaged 7.008-7.058(1323-1335)
BG Mode:None Group 1 - Event 1 Scan



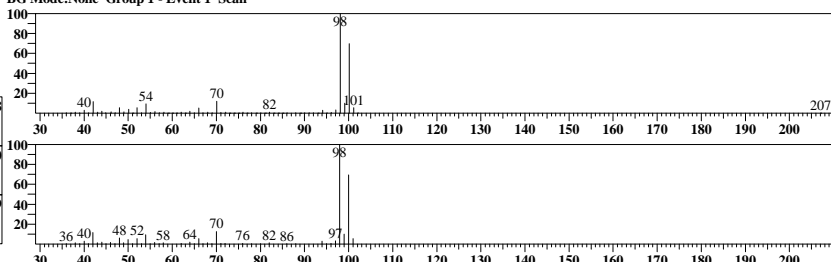
ID#:52 R.Time:5.050(Scan#:854)

MassPeaks:13
RawMode:Averaged 5.033-5.083(850-862)
BG Mode:None Group 1 - Event 2 SIM



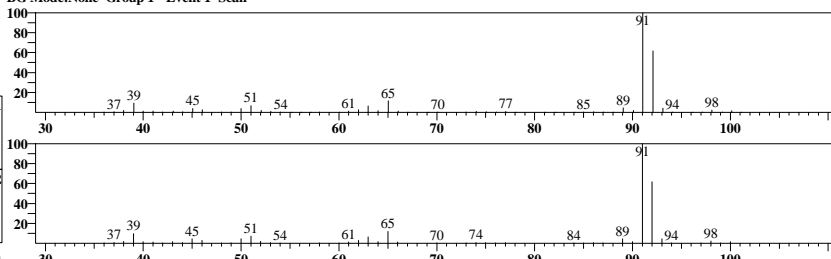
ID#:53 R.Time:5.775(Scan#:1027)

MassPeaks:67
RawMode:Averaged 5.750-5.800(1021-1033)
BG Mode:None Group 1 - Event 1 Scan




ID#:54 R.Time:5.833(Scan#:1041)

MassPeaks:57
RawMode:Averaged 5.808-5.858(1035-1047)
BG Mode:None Group 1 - Event 1 Scan



ID#:55 R.Time:6.008(Scan#:1083)

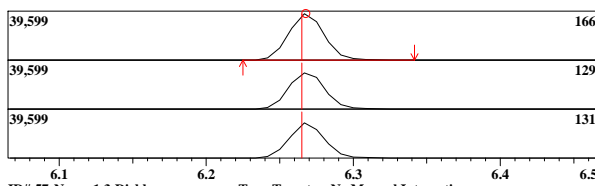
MassPeaks:71
RawMode:Averaged 5.992-6.042(1079-1091)
BG Mode:None Group 1 - Event 1 Scan



ID#:56 Name:Tetrachloroethene Type:Target No Manual Integration

Mass:166.00 R.T:6.268 Area:64273 Conc:22.28441ppb
Event:1:Scan SI:98

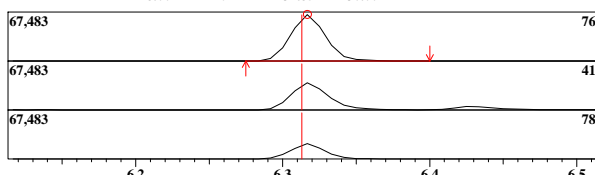
#	m/z	Area	Ratio	Reference
1	129.00	14476	80.69	85.00
2	131.00	13402	74.70	80.00



ID#:57 Name:1,3-Dichloropropane Type:Target No Manual Integration

Mass:76.00 R.T:6.317 Area:106536 Conc:20.71452ppb
Event:1:Scan SI:98

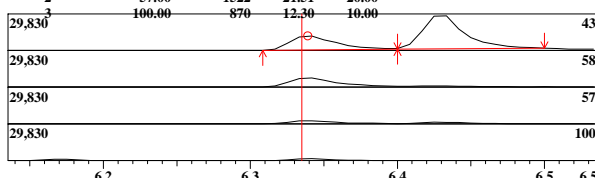
#	m/z	Area	Ratio	Reference
1	41.00	18471	62.09	85.00
2	78.00	9774	32.85	30.00



ID#:58 Name:2-Hexanone(MBK) Type:Target No Manual Integration

Mass:43.00 R.T:6.339 Area:25267 Conc:19.42392ppb
Event:1:Scan SI:98

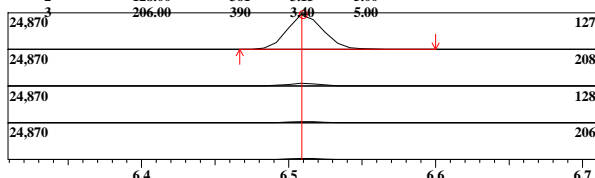
#	m/z	Area	Ratio	Reference
1	58.00	4421	62.49	50.00
2	57.00	1522	21.51	20.00
3	100.00	870	12.30	10.00



ID#:59 Name:Dibromochloromethane Type:Target No Manual Integration

Mass:127.00 R.T:6.510 Area:41423 Conc:23.38906ppb
Event:1:Scan SI:98

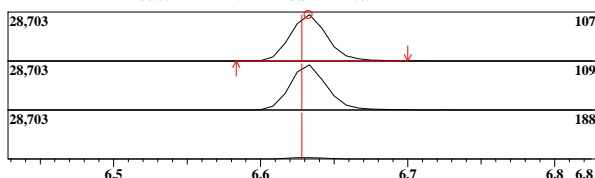
#	m/z	Area	Ratio	Reference
1	208.00	792	6.92	7.00
2	128.00	361	3.15	5.00
3	206.00	390	3.40	5.00



ID#:60 Name:1,2-Dibromoethane Type:Target No Manual Integration

Mass:107.00 R.T:6.632 Area:47662 Conc:20.99375ppb
Event:1:Scan SI:99

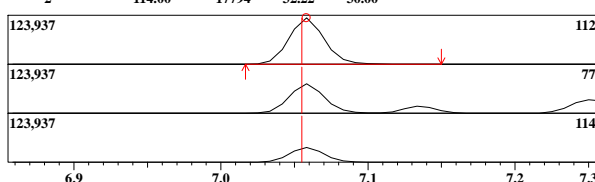
#	m/z	Area	Ratio	Reference
1	109.00	12909	96.98	90.00
2	188.00	451	3.39	5.00



ID#:61 Name:Chlorobenzene Type:Target No Manual Integration

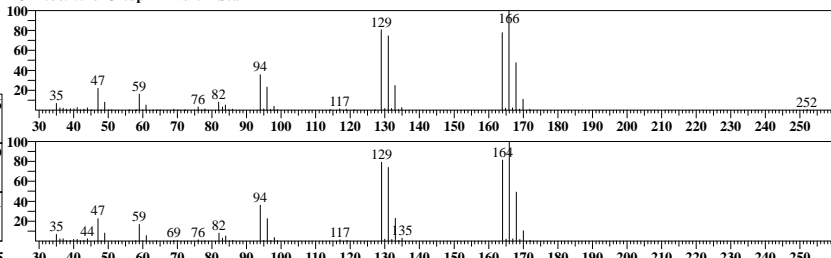
Mass:112.00 R.T:7.058 Area:197403 Conc:21.36681ppb
Event:1:Scan SI:96

#	m/z	Area	Ratio	Reference
1	77.00	35297	63.92	65.00
2	114.00	17794	32.22	30.00




ID#:56 R.Time:6.267(Scan#:1145)

MassPeaks:63
RawMode:Averaged 6.242-6.292(1139-1151)
BG Mode:None Group 1 - Event 1 Scan



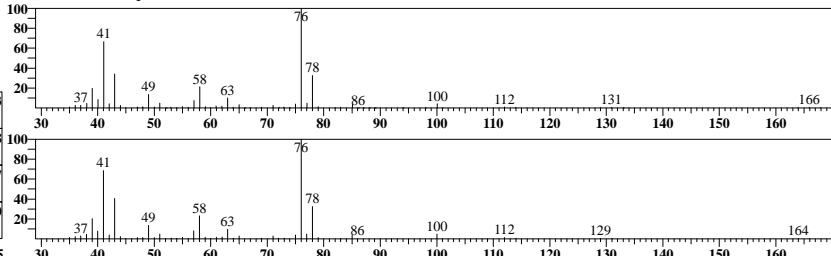
ID#:57 R.Time:6.317(Scan#:1157)

MassPeaks:70
RawMode:Averaged 6.292-6.342(1151-1163)
BG Mode:None Group 1 - Event 1 Scan




ID#:58 R.Time:6.325(Scan#:1159)

MassPeaks:61
RawMode:Averaged 6.317-6.367(1157-1169)
BG Mode:None Group 1 - Event 1 Scan



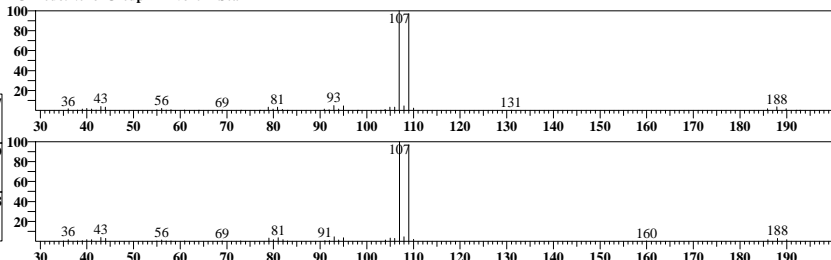
ID#:59 R.Time:6.508(Scan#:1203)

MassPeaks:55
RawMode:Averaged 6.483-6.533(1197-1209)
BG Mode:None Group 1 - Event 1 Scan



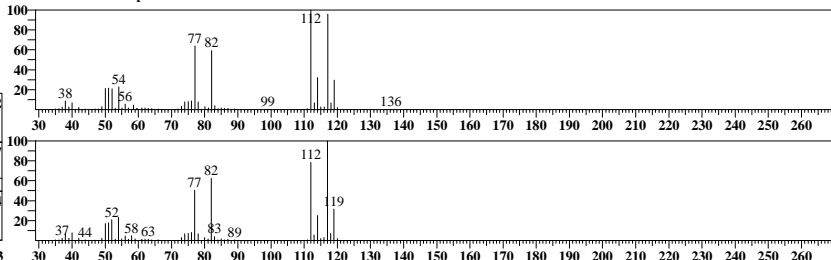
ID#:60 R.Time:6.633(Scan#:1233)

MassPeaks:42
RawMode:Averaged 6.608-6.658(1227-1239)
BG Mode:None Group 1 - Event 1 Scan



ID#:61 R.Time:7.042(Scan#:1331)

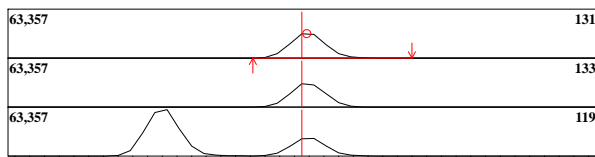
MassPeaks:71
RawMode:Averaged 7.033-7.083(1329-1341)
BG Mode:None Group 1 - Event 1 Scan



ID#:62 Name:1,1,1,2-Tetrachloroethane Type:Target No Manual Integration

Mass:131.00 R.T:7.128 Area:56947 Conc:22.69333ppb
Event:1:Scan SI:99

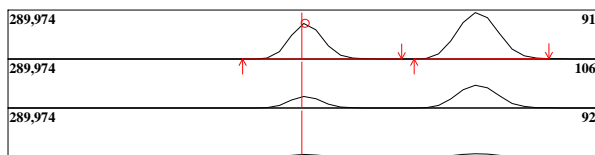
#	m/z	Area	Ratio	Reference
1	133.00	15127	95.11	90.00
2	119.00	11541	72.56	70.00



ID#:63 Name:Ethylbenzene Type:Target No Manual Integration

Mass:91.00 R.T:7.135 Area:344396 Conc:22.99683ppb
Event:1:Scan SI:99

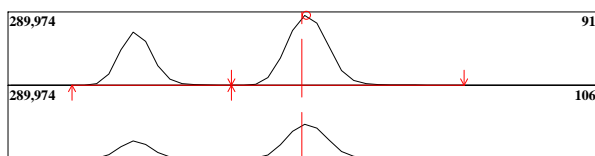
#	m/z	Area	Ratio	Reference
1	106.00	31957	32.92	33.00
2	92.00	7475	7.70	10.00



ID#:64 Name:Xylene-mp Type:Target No Manual Integration

Mass:91.00 R.T:7.251 Area:562083 Conc:45.50351ppb
Event:1:Scan SI:99

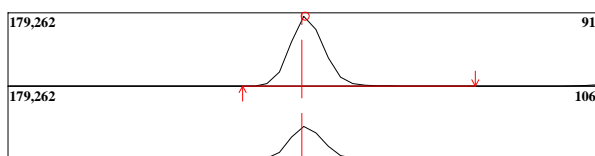
#	m/z	Area	Ratio	Reference
1	106.00	76722	49.34	30.00



ID#:65 Name:Xylene-o Type:Target No Manual Integration

Mass:91.00 R.T:7.609 Area:283109 Conc:23.49462ppb
Event:1:Scan SI:85

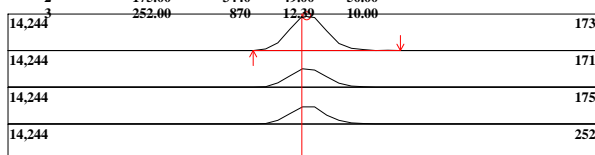
#	m/z	Area	Ratio	Reference
1	106.00	37894	48.04	50.00



ID#:67 Name:Bromoform Type:Target No Manual Integration

Mass:173.00 R.T:7.811 Area:25328 Conc:21.61119ppb
Event:1:Scan SI:98

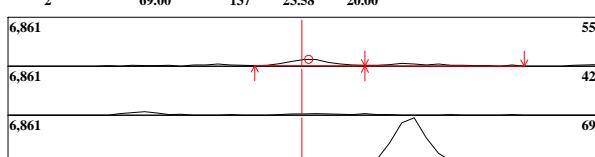
#	m/z	Area	Ratio	Reference
1	171.00	3678	52.39	50.00
2	175.00	3440	49.00	50.00
3	252.00	870	12.39	10.00



ID#:68 Name:Cyclohexanone Type:Target No Manual Integration

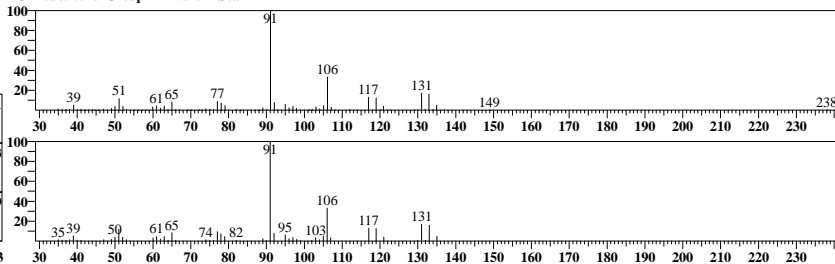
Mass:55.00 R.T:8.062 Area:1842 Conc:19.71854ppb
Event:1:Scan SI:89

#	m/z	Area	Ratio	Reference
1	42.00	165	28.40	40.00
2	69.00	137	23.58	20.00



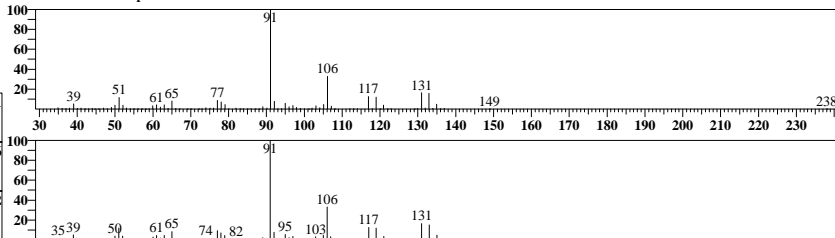
ID#:62 R.Time:7.133(Scan#:1353)

MassPeaks:92
RawMode:Averaged 7.100-7.150(1345-1357)
BG Mode:None Group 1 - Event 1 Scan



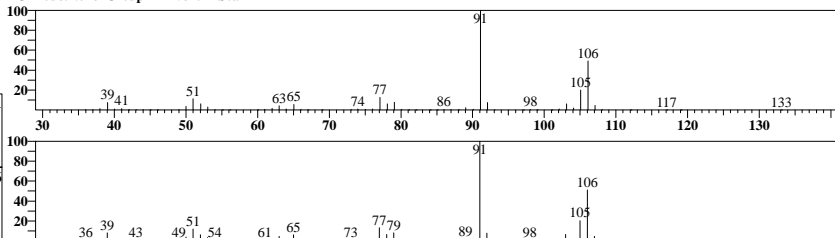
ID#:63 R.Time:7.133(Scan#:1353)

MassPeaks:92
RawMode:Averaged 7.108-7.158(1347-1359)
BG Mode:None Group 1 - Event 1 Scan



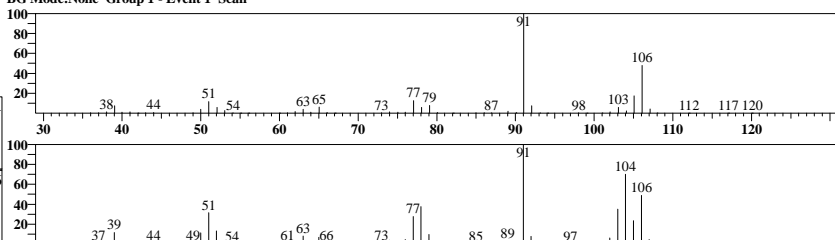
ID#:64 R.Time:7.250(Scan#:1381)

MassPeaks:63
RawMode:Averaged 7.225-7.275(1375-1387)
BG Mode:None Group 1 - Event 1 Scan



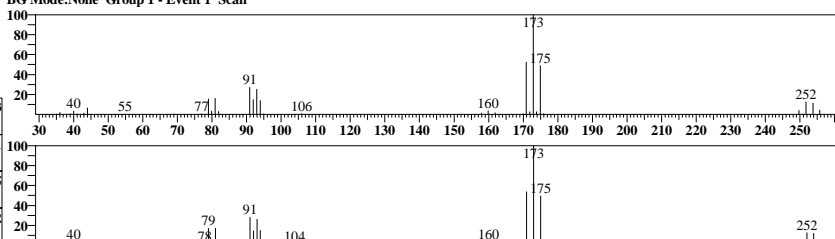
ID#:65 R.Time:7.608(Scan#:1467)

MassPeaks:56
RawMode:Averaged 7.583-7.633(1461-1473)
BG Mode:None Group 1 - Event 1 Scan




ID#:67 R.Time:7.808(Scan#:1515)

MassPeaks:36
RawMode:Averaged 7.783-7.833(1509-1521)
BG Mode:None Group 1 - Event 1 Scan



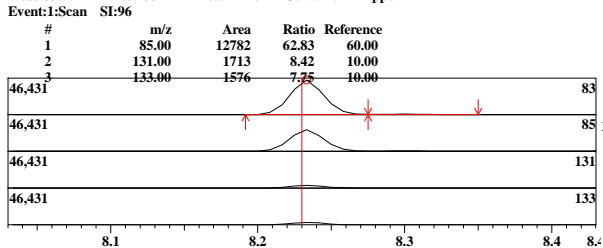
ID#:68 R.Time:8.058(Scan#:1575)

MassPeaks:34
RawMode:Averaged 8.033-8.083(1569-1581)
BG Mode:None Group 1 - Event 1 Scan



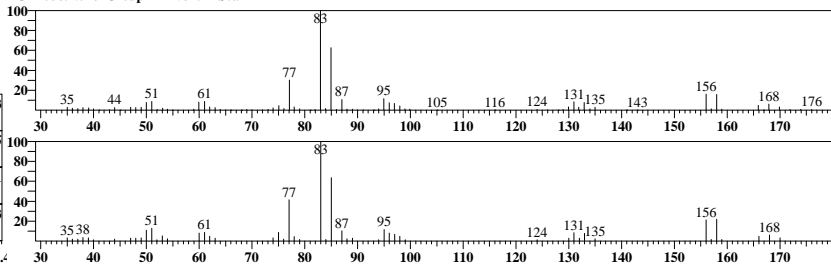
ID#:69 Name:1,1,2,2-Tetrachloroethane Type:Target No Manual Integration

Mass:83.00 R.T:8.233 Area:72128 Conc:22.72227ppb



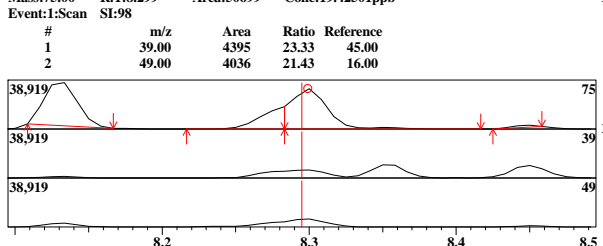
ID#:69 R.Time:8.233(Scan#:1617)

MassPeaks:82 RawMode:Averaged 8.208-8.258(1611-1623) BG Mode:None Group 1 - Event 1 Scan



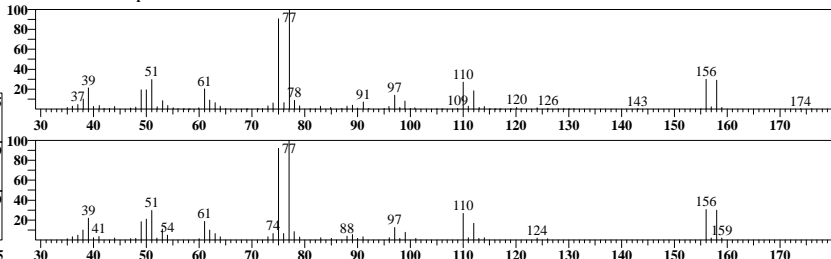
ID#:70 Name:1,2,3-Trichloropropane Type:Target Manual Integration Performed Manual Reason: Split Peak ABO 01/26/22

Mass:75.00 R.T:8.299 Area:50699 Conc:19.42501ppb



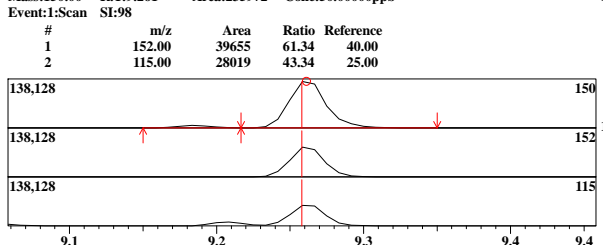
ID#:70 R.Time:8.292(Scan#:1631)

MassPeaks:83 RawMode:Averaged 8.283-8.325(1629-1639) BG Mode:None Group 1 - Event 1 Scan



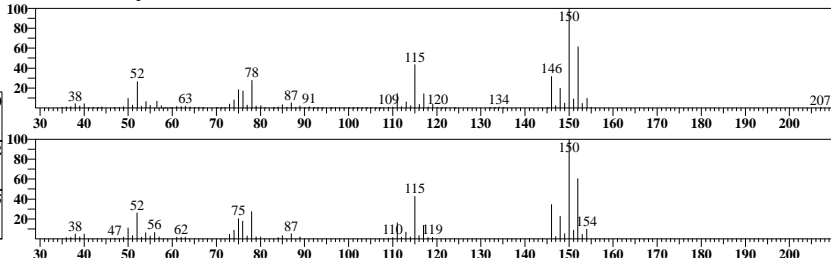
ID#:71 Name:1,4-Dichlorobenzene-d4 (IS) Type:ISTD No Manual Integration

Mass:150.00 R.T:9.261 Area:235972 Conc:50.00000ppb



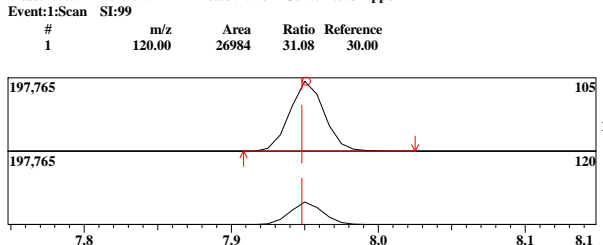
ID#:71 R.Time:9.267(Scan#:1865)

MassPeaks:99 RawMode:Averaged 9.233-9.283(1857-1869) BG Mode:None Group 1 - Event 1 Scan



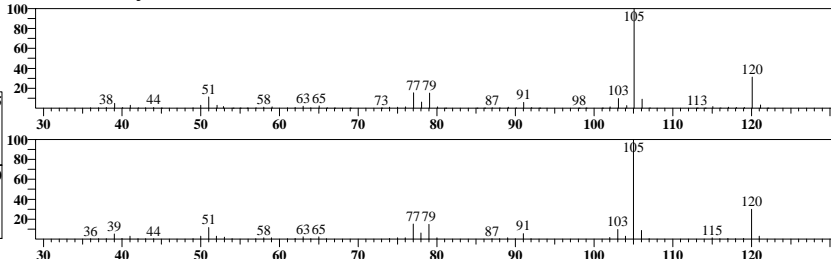
ID#:72 Name:Isopropylbenzene Type:Target No Manual Integration

Mass:105.00 R.T:7.951 Area:307996 Conc:22.65311ppb



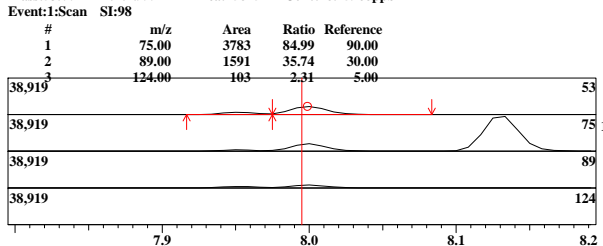
ID#:72 R.Time:7.950(Scan#:1549)

MassPeaks:66 RawMode:Averaged 7.925-7.975(1543-1555) BG Mode:None Group 1 - Event 1 Scan



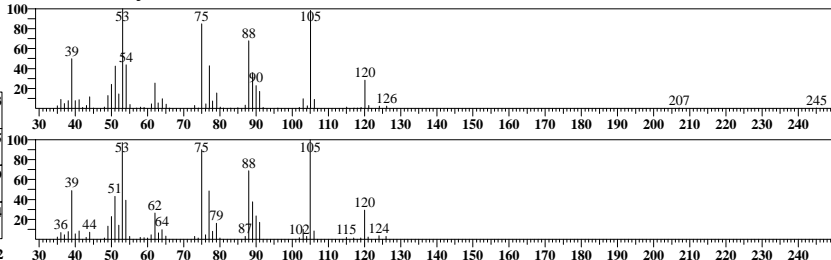
ID#:73 Name:Trans-1,4-Dichloro-2-butene Type:Target No Manual Integration

Mass:53.00 R.T:7.999 Area:15815 Conc:18.15968ppb



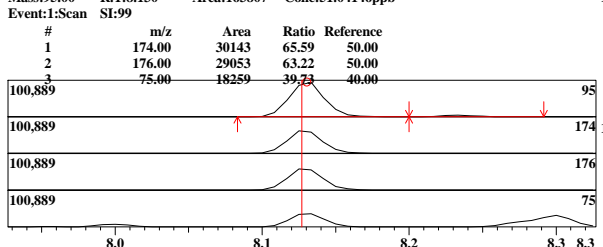
ID#:73 R.Time:8.000(Scan#:1561)

MassPeaks:61 RawMode:Averaged 7.975-8.025(1555-1567) BG Mode:None Group 1 - Event 1 Scan




ID#:74 Name:Bromofluorobenzene Type:Surrogate/SMC No Manual Integration

Mass:95.00 R.T:8.130 Area:163807 Conc:51.04146ppb



ID#:74 R.Time:8.133(Scan#:1593)

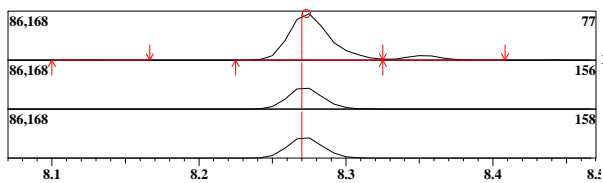
MassPeaks:90 RawMode:Averaged 8.108-8.158(1587-1599) BG Mode:None Group 1 - Event 1 Scan



ID#:75 Name:Bromobenzene Type:Target No Manual Integration

Mass:77.00 R.T:8.273 Area:160428 Conc:21.75773ppb
Event:1:Scan SI:96

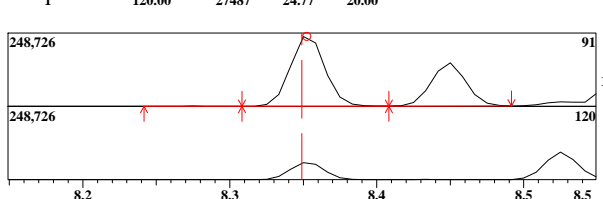
#	m/z	Area	Ratio	Reference
1	156.00	18629	42.88	40.00
2	158.00	18025	41.48	35.00



ID#:76 Name:n-Propylbenzene Type:Target No Manual Integration

Mass:91.00 R.T:8.352 Area:391940 Conc:23.77407ppb
Event:1:Scan SI:99

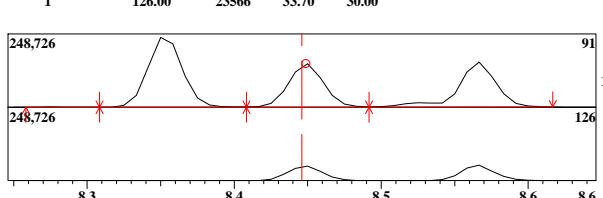
#	m/z	Area	Ratio	Reference
1	120.00	27487	24.77	20.00



ID#:77 Name:2-Chlorotoluene Type:Target No Manual Integration

Mass:91.00 R.T:8.449 Area:244931 Conc:23.80763ppb
Event:1:Scan SI:99

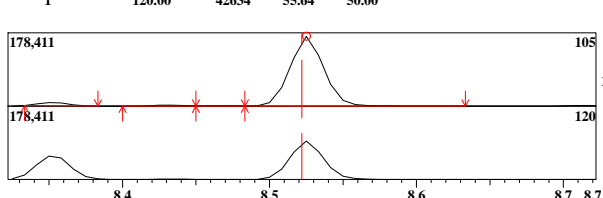
#	m/z	Area	Ratio	Reference
1	126.00	23566	33.70	30.00



ID#:78 Name:1,3,5-Trimethylbenzene Type:Target No Manual Integration

Mass:105.00 R.T:8.525 Area:272160 Conc:23.04520ppb
Event:1:Scan SI:98

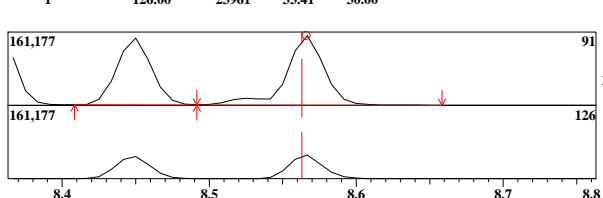
#	m/z	Area	Ratio	Reference
1	120.00	42634	55.64	50.00



ID#:79 Name:4-Chlorotoluene Type:Target No Manual Integration

Mass:91.00 R.T:8.566 Area:274607 Conc:25.86097ppb
Event:1:Scan SI:97

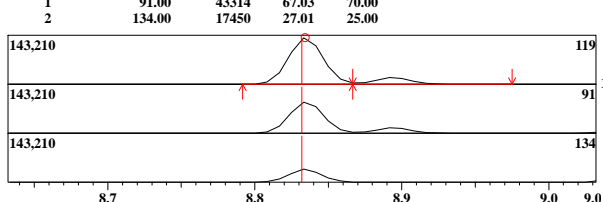
#	m/z	Area	Ratio	Reference
1	126.00	23961	33.41	30.00



ID#:80 Name:tert-Butylbenzene Type:Target No Manual Integration



Mass:119.00 R.T:8.835 Area:228603 Conc:24.38758ppb
Event:1:Scan SI:99

#	m/z	Area	Ratio	Reference
1	91.00	43314	67.03	70.00
2	134.00	17450	27.01	25.00





ID#:75 R.Time:8.275(Scan#:1627)

MassPeaks:99
RawMode:Averaged 8.250-8.300(1621-1633)
BG Mode:None Group 1 - Event 1 Scan



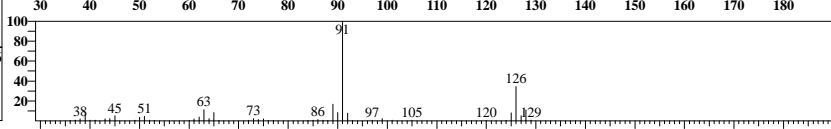
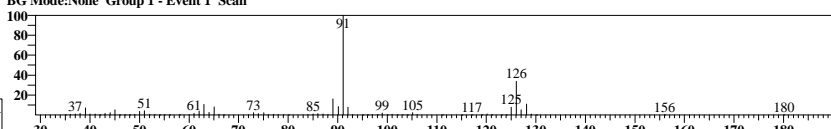
ID#:76 R.Time:8.350(Scan#:1645)

MassPeaks:78
RawMode:Averaged 8.325-8.375(1639-1651)
BG Mode:None Group 1 - Event 1 Scan



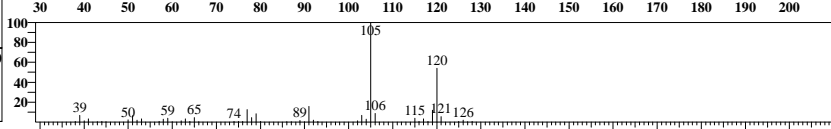
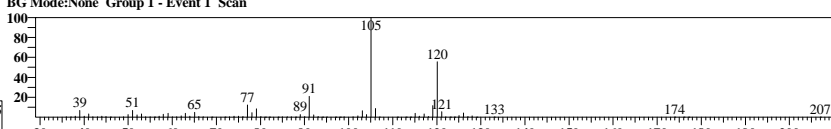
ID#:77 R.Time:8.450(Scan#:1669)

MassPeaks:78
RawMode:Averaged 8.425-8.475(1663-1675)
BG Mode:None Group 1 - Event 1 Scan



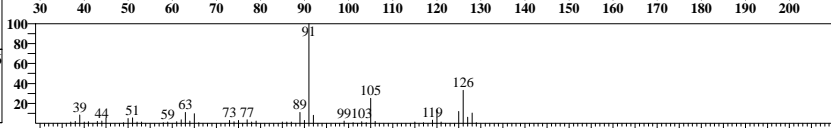
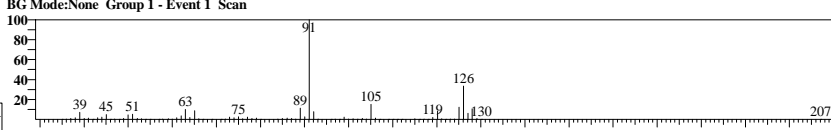
ID#:78 R.Time:8.525(Scan#:1687)

MassPeaks:87
RawMode:Averaged 8.500-8.550(1681-1693)
BG Mode:None Group 1 - Event 1 Scan



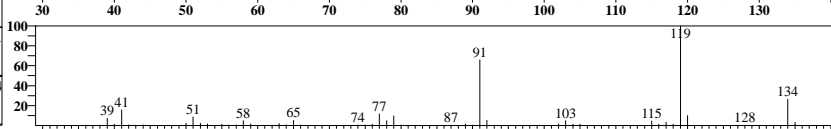

ID#:79 R.Time:8.567(Scan#:1697)

MassPeaks:86
RawMode:Averaged 8.542-8.592(1691-1703)
BG Mode:None Group 1 - Event 1 Scan



ID#:80 R.Time:8.833(Scan#:1761)

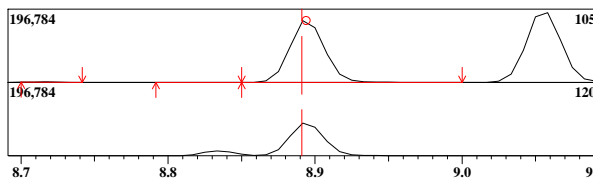
MassPeaks:73
RawMode:Averaged 8.808-8.858(1755-1767)
BG Mode:None Group 1 - Event 1 Scan



ID#:81 Name:1,2,4-Trimethylbenzene Type:Target No Manual Integration

Mass:105.00 R.T:8.894 Area:277957 Conc:23.85374ppb

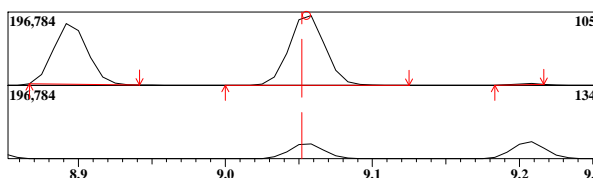
#	m/z	Area	Ratio	Reference
1	120.00	41303	53.09	45.00



ID#:82 Name:sec-Butylbenzene Type:Target No Manual Integration

Mass:105.00 R.T:9.055 Area:323207 Conc:22.82761ppb

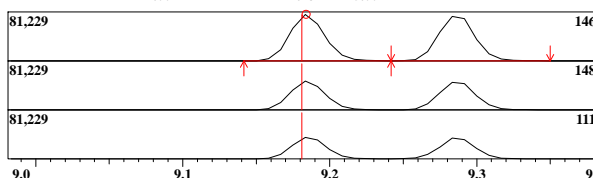
#	m/z	Area	Ratio	Reference
1	134.00	19354	21.14	20.00



ID#:83 Name:1,3-Dichlorobenzene Type:Target No Manual Integration

Mass:146.00 R.T:9.184 Area:129877 Conc:22.68486ppb

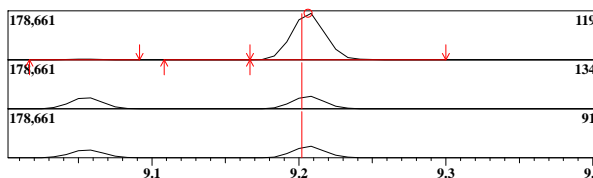
#	m/z	Area	Ratio	Reference
1	148.00	22975	62.96	60.00
2	111.00	17212	47.16	45.00



ID#:84 Name:p-iso-Propyltoluene Type:Target No Manual Integration

Mass:119.00 R.T:9.206 Area:278717 Conc:24.42323ppb

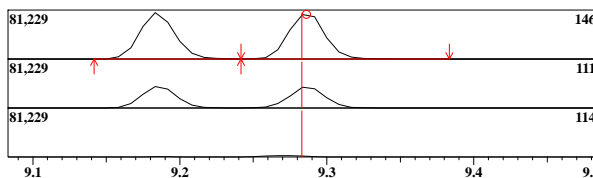
#	m/z	Area	Ratio	Reference
1	134.00	21175	26.86	30.00
2	91.00	19312	24.50	25.00



ID#:85 Name:1,4-Dichlorobenzene Type:Target No Manual Integration

Mass:146.00 R.T:9.286 Area:132399 Conc:22.39235ppb

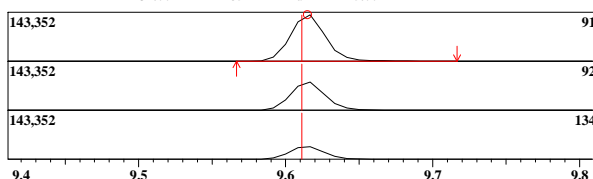
#	m/z	Area	Ratio	Reference
1	111.00	17133	46.32	44.00
2	114.00	1400	3.79	2.00



ID#:86 Name:n-Butylbenzene Type:Target No Manual Integration

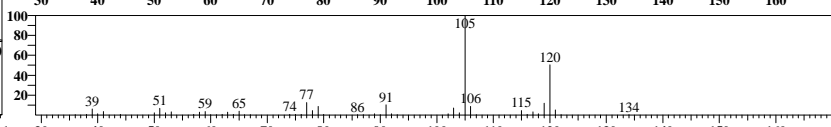
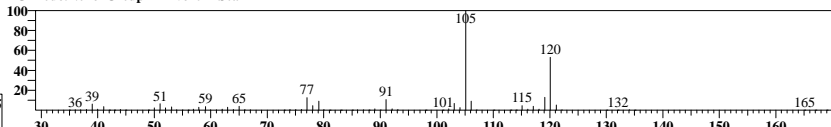
Mass:91.00 R.T:9.615 Area:228793 Conc:22.72693ppb

#	m/z	Area	Ratio	Reference
1	92.00	38783	60.69	60.00
2	134.00	17852	27.94	25.00



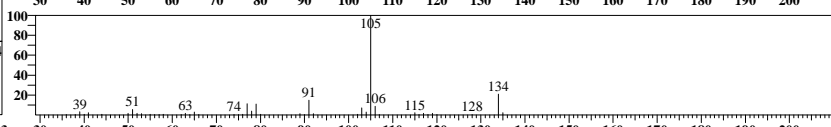
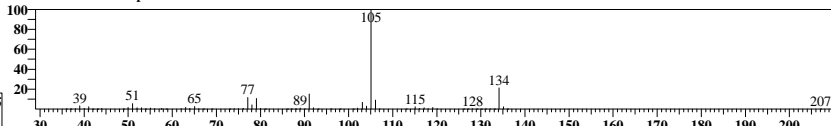
ID#:81 R.Time:8.892(Scan#:1775)

MassPeaks:75 RawMode:Averaged 8.867-8.917(1769-1781) BG Mode:None Group 1 - Event 1 Scan



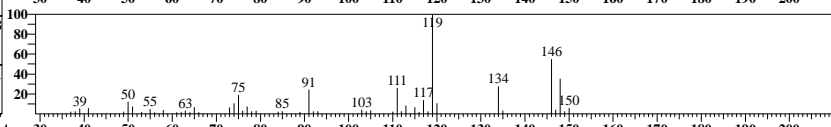
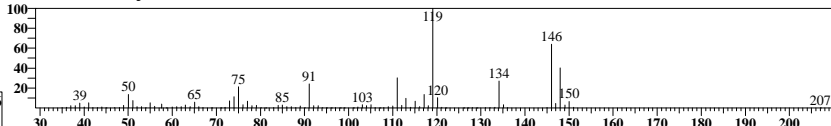
ID#:82 R.Time:9.058(Scan#:1815)

MassPeaks:72 RawMode:Averaged 9.033-9.083(1809-1821) BG Mode:None Group 1 - Event 1 Scan



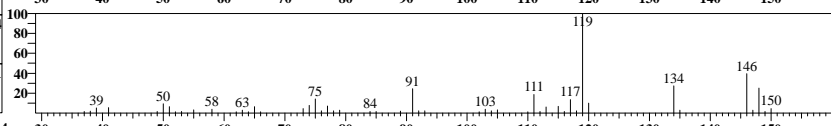
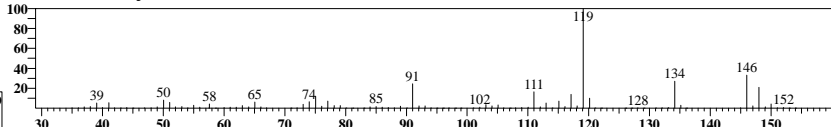
ID#:83 R.Time:9.200(Scan#:1849)

MassPeaks:101 RawMode:Averaged 9.158-9.208(1839-1851) BG Mode:None Group 1 - Event 1 Scan



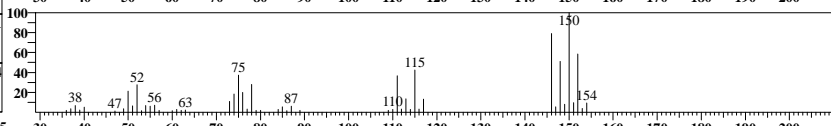
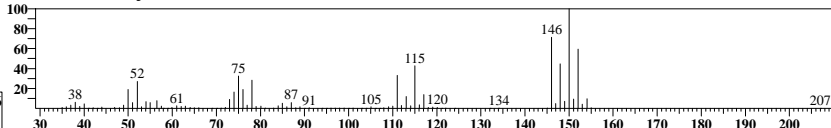
ID#:84 R.Time:9.200(Scan#:1849)

MassPeaks:102 RawMode:Averaged 9.183-9.233(1845-1857) BG Mode:None Group 1 - Event 1 Scan




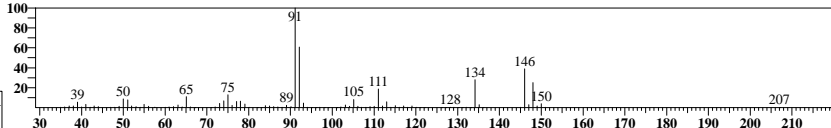
ID#:85 R.Time:9.267(Scan#:1865)

MassPeaks:95 RawMode:Averaged 9.258-9.308(1863-1875) BG Mode:None Group 1 - Event 1 Scan



ID#:86 R.Time:9.617(Scan#:1949)

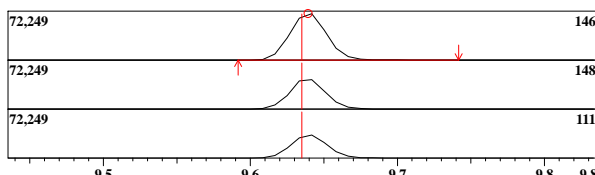
MassPeaks:100 RawMode:Averaged 9.592-9.642(1943-1955) BG Mode:None Group 1 - Event 1 Scan



ID#:87 Name:1,2-Dichlorobenzene Type:Target No Manual Integration

Mass:146.00 R.T:9.639 Area:122905 Conc:22.41648ppb
Event:1:Scan SI:97

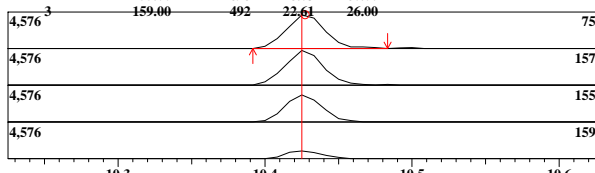
#	m/z	Area	Ratio	Reference
1	148.00	21781	63.19	60.00
2	111.00	16925	49.10	45.00



ID#:88 Name:1,2-Dibromo-3-chloropropane Type:Target No Manual Integration

Mass:75.00 R.T:10.427 Area:7911 Conc:20.10870ppb
Event:1:Scan SI:94

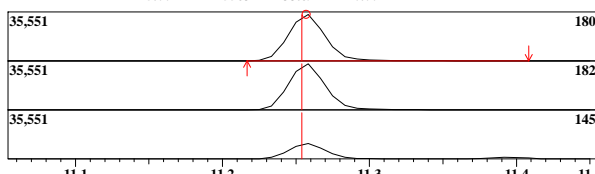
#	m/z	Area	Ratio	Reference
1	157.00	2227	102.34	80.00
2	155.00	1698	78.03	60.00
3	159.00	492	22.61	26.00



ID#:89 Name:1,2,4-Trichlorobenzene Type:Target No Manual Integration

Mass:180.00 R.T:11.257 Area:60633 Conc:24.41087ppb
Event:1:Scan SI:98

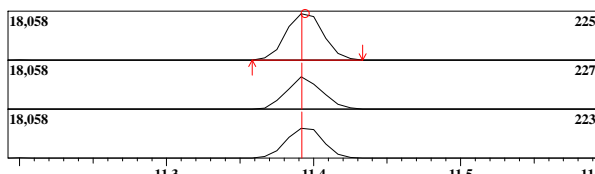
#	m/z	Area	Ratio	Reference
1	182.00	16343	98.97	90.00
2	145.00	5563	33.69	40.00



ID#:90 Name:Hexachlorobutadiene Type:Target No Manual Integration

Mass:225.00 R.T:11.394 Area:31017 Conc:22.73747ppb
Event:1:Scan SI:98

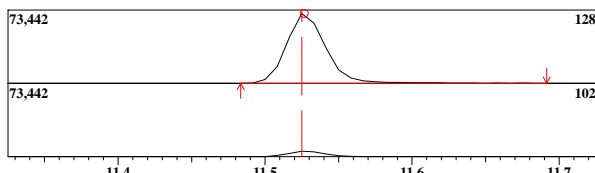
#	m/z	Area	Ratio	Reference
1	227.00	5657	64.50	66.00
2	223.00	5634	64.23	66.00



ID#:91 Name:Naphthalene Type:Target No Manual Integration

Mass:128.00 R.T:11.527 Area:131074 Conc:29.10646ppb
Event:1:Scan SI:98

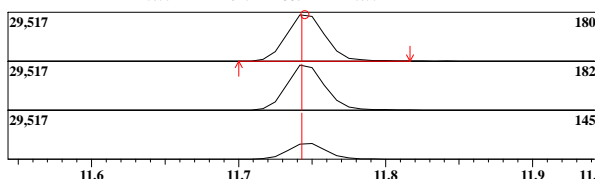
#	m/z	Area	Ratio	Reference
1	102.00	2715	7.70	2.00



ID#:92 Name:1,2,3-Trichlorobenzene Type:Target No Manual Integration

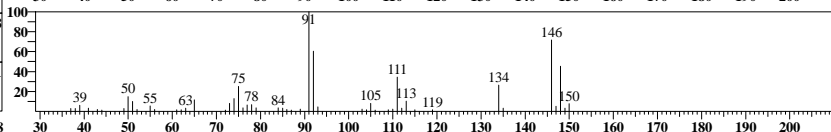
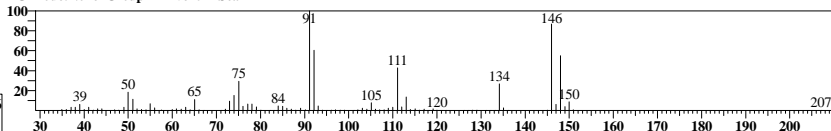
Mass:180.00 R.T:11.745 Area:53307 Conc:24.09087ppb
Event:1:Scan SI:98

#	m/z	Area	Ratio	Reference
1	182.00	13811	94.77	90.00
2	145.00	4870	33.42	40.00




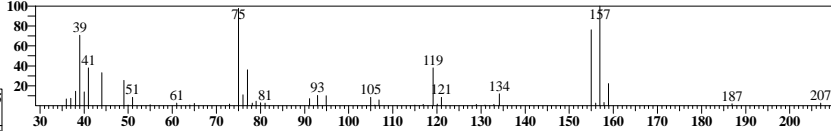
ID#:87 R.Time:9.625(Scan#:1951)

MassPeaks:98
RawMode:Averaged 9.617-9.667(1949-1961)
BG Mode:None Group 1 - Event 1 Scan



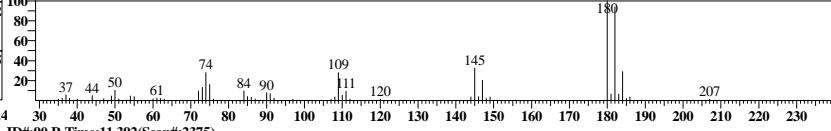
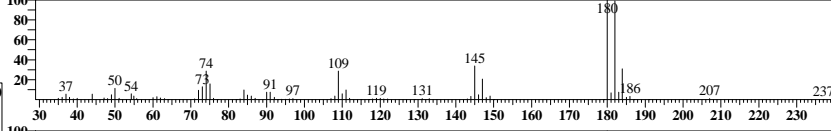
ID#:88 R.Time:10.425(Scan#:2143)

MassPeaks:44
RawMode:Averaged 10.400-10.450(2137-2149)
BG Mode:None Group 1 - Event 1 Scan



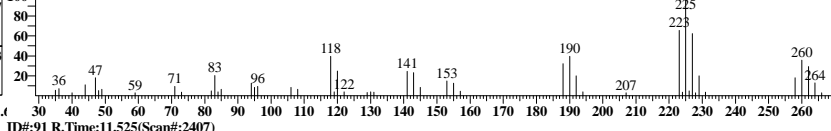
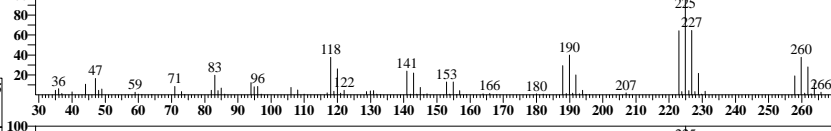
ID#:89 R.Time:11.258(Scan#:2343)

MassPeaks:77
RawMode:Averaged 11.233-11.283(2337-2349)
BG Mode:None Group 1 - Event 1 Scan



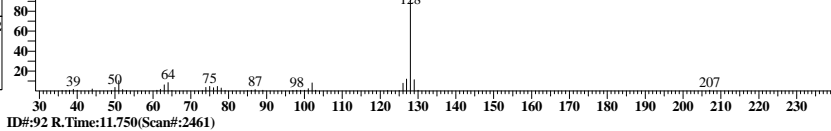
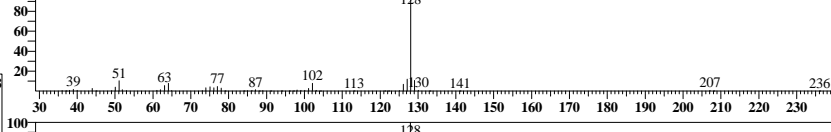
ID#:90 R.Time:11.392(Scan#:2375)

MassPeaks:85
RawMode:Averaged 11.367-11.417(2369-2381)
BG Mode:None Group 1 - Event 1 Scan



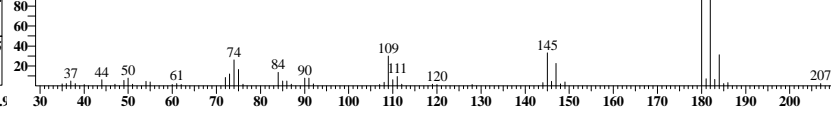
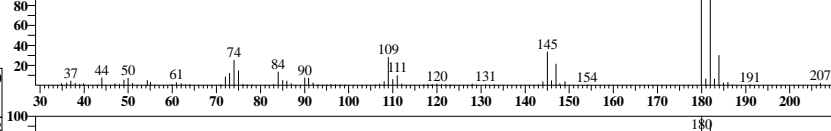
ID#:91 R.Time:11.525(Scan#:2407)

MassPeaks:55
RawMode:Averaged 11.500-11.550(2401-2413)
BG Mode:None Group 1 - Event 1 Scan



ID#:92 R.Time:11.750(Scan#:2461)

MassPeaks:80
RawMode:Averaged 11.717-11.767(2453-2465)
BG Mode:None Group 1 - Event 1 Scan



Before Manual Integrations

Analyst: AS
Method: 8260C

Instr: J1A Trace Number: VOC-B012-F29X
Batch:3203

Sample ID: 4178678MSD

Data File: C:\GCMSsolution\Data\220121_BEFORE\220121A029.qgd

Date: 1/21/2022

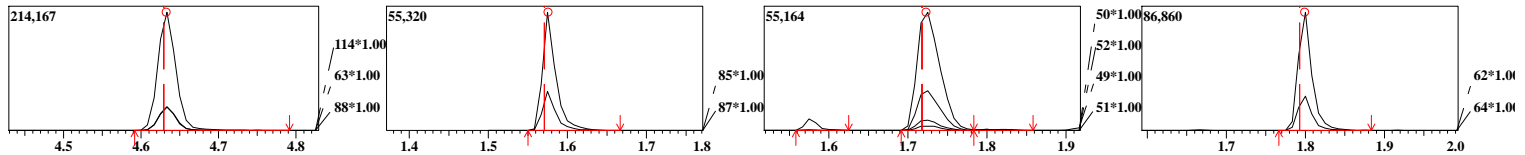
Method File: C:\GCMSsolution\Data\8260-W-220110A.qgm

Time: 19:51:52

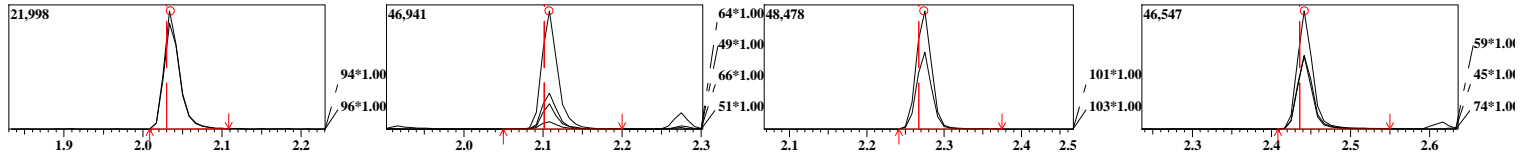
Sample Name: J2200963002MSD

Dilution: 1

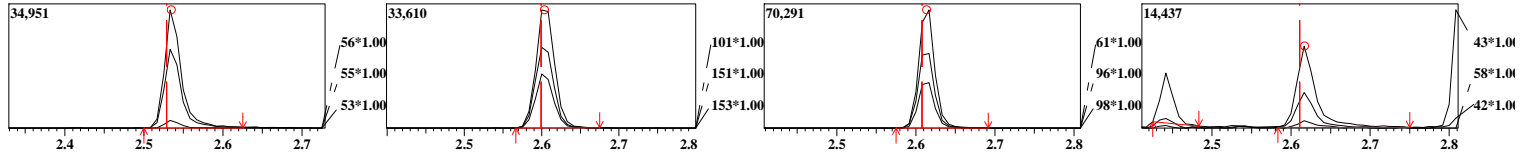
ID#:1 Mass:114.00 R.T:4.633 Area:333579 Conc:50.00000ppm	Name:1,4-Difluorobenzene (IS) Type:ISTD	ID#:2 Mass:85.00 R.T:1.576 Area:61768 Conc:18.38599ppm	Name:Dichlorodifluoromethane Type:Target	ID#:3 Mass:50.00 R.T:1.723 Area:106273 Conc:19.27364ppm	Name:Chloromethane Type:Target	ID#:4 Mass:62.00 R.T:1.799 Area:100972 Conc:21.47862ppm	Name:Vinyl Chloride Type:Target
--	--	--	---	---	-----------------------------------	---	------------------------------------



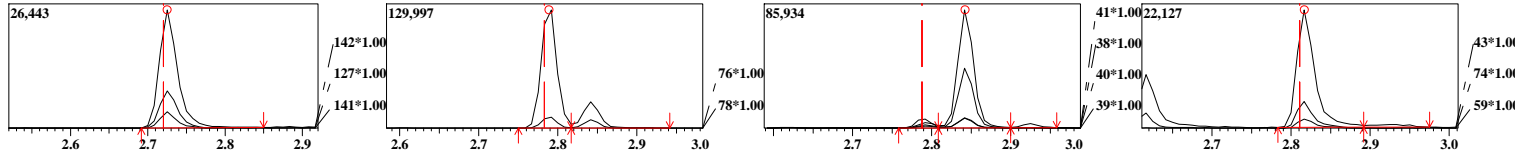
ID#:5 Mass:94.00 R.T:2.035 Area:28520 Conc:19.98529ppm	Name:Bromomethane Type:Target	ID#:6 Mass:64.00 R.T:2.108 Area:63064 Conc:23.07609ppm	Name:Chloroethane Type:Target	ID#:7 Mass:101.00 R.T:2.274 Area:64469 Conc:21.82577ppm	Name:Trichlorofluoromethane Type:Target	ID#:8 Mass:59.00 R.T:2.442 Area:60253 Conc:22.72937ppm	Name:Diethyl Ether Type:Target
--	----------------------------------	--	----------------------------------	---	--	--	-----------------------------------



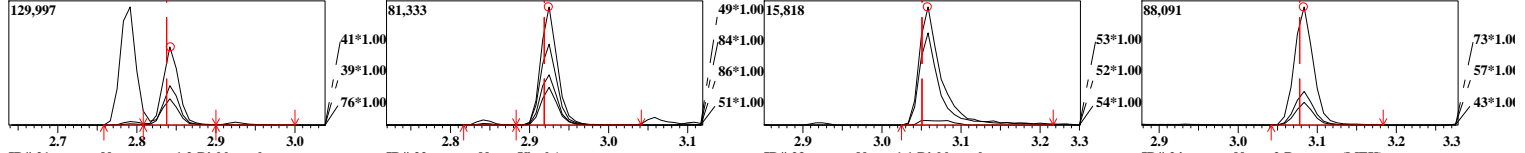
ID#:9 Mass:56.00 R.T:2.535 Area:49461 Conc:286.94777ppm	Name:Acrolein Type:Target	ID#:10 Mass:101.00 R.T:2.604 Area:55183 Conc:20.64348ppm	Name:1,1,2-Trichlorotrifluoroethane Type:Target	ID#:11 Mass:61.00 R.T:2.614 Area:96011 Conc:22.10045ppm	Name:1,1-Dichloroethene Type:Target	ID#:12 Mass:43.00 R.T:2.617 Area:15879 Conc:20.53059ppm	Name:Acetone Type:Target
---	------------------------------	--	--	---	--	---	-----------------------------



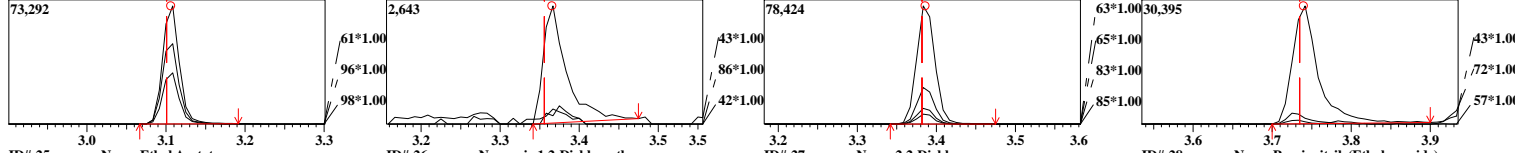
ID#:13 Mass:142.00 R.T:2.725 Area:41047 Conc:24.08825ppm	Name:Idomethane Type:Target	ID#:14 Mass:76.00 R.T:2.789 Area:175439 Conc:20.48995ppm	Name:Carbon Disulfide Type:Target	ID#:15 Mass:41.00 R.T:2.843 Area:114485 Conc:374.56058ppm	Name:Acetonitrile Type:Target	ID#:16 Mass:43.00 R.T:2.817 Area:33051 Conc:14.59726ppm	Name:Methyl Acetate Type:Target
--	--------------------------------	--	--------------------------------------	---	----------------------------------	---	------------------------------------



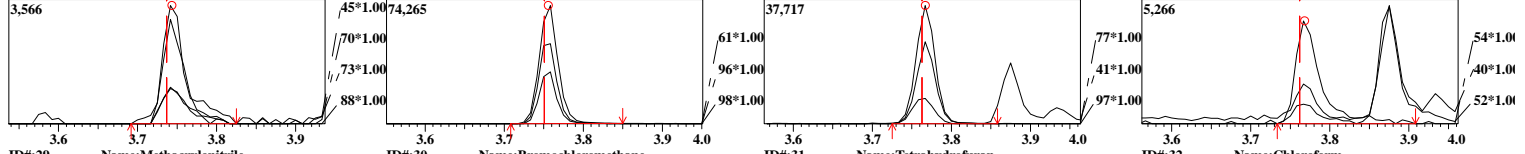
ID#:17 Mass:41.00 R.T:2.843 Area:115380 Conc:20.08138ppm	Name:Allyl Chloride(3-Chloroprene) Type:Target	ID#:18 Mass:49.00 R.T:2.924 Area:114706 Conc:20.40679ppm	Name:Methylene Chloride Type:Target	ID#:19 Mass:53.00 R.T:3.058 Area:29564 Conc:23.71771ppm	Name:Acrylonitrile Type:Target	ID#:20 Mass:73.00 R.T:3.083 Area:141089 Conc:21.74150ppm	Name:MTBE Type:Target
--	---	--	--	---	-----------------------------------	--	--------------------------



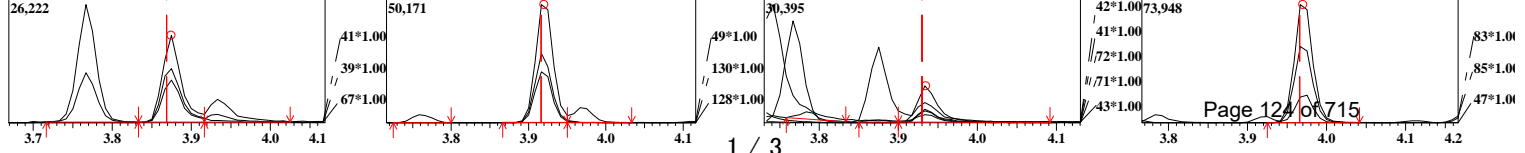
ID#:21 Mass:61.00 R.T:3.106 Area:103034 Conc:22.16792ppm	Name:trans-1,2-Dichloroethene Type:Target	ID#:22 Mass:43.00 R.T:3.365 Area:5134 Conc:1.27971ppm	Name:Vinyl Acetate Type:Target	ID#:23 Mass:63.00 R.T:3.386 Area:121325 Conc:21.81317ppm	Name:1,1-Dichloroethane Type:Target	ID#:24 Mass:43.00 R.T:3.740 Area:65706 Conc:16.84366ppm	Name:2-Butanone(MEK) Type:Target
--	--	---	-----------------------------------	--	--	---	-------------------------------------

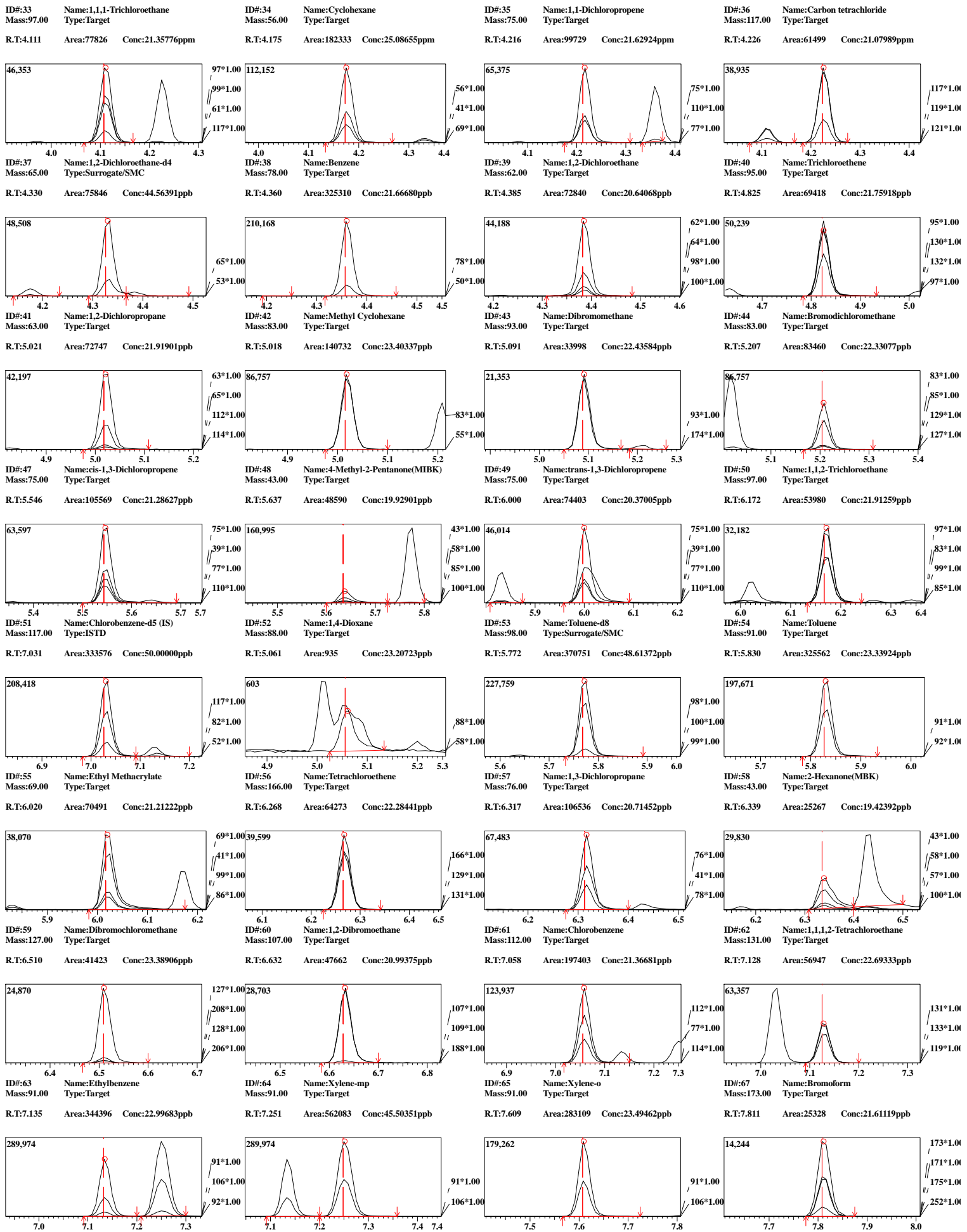


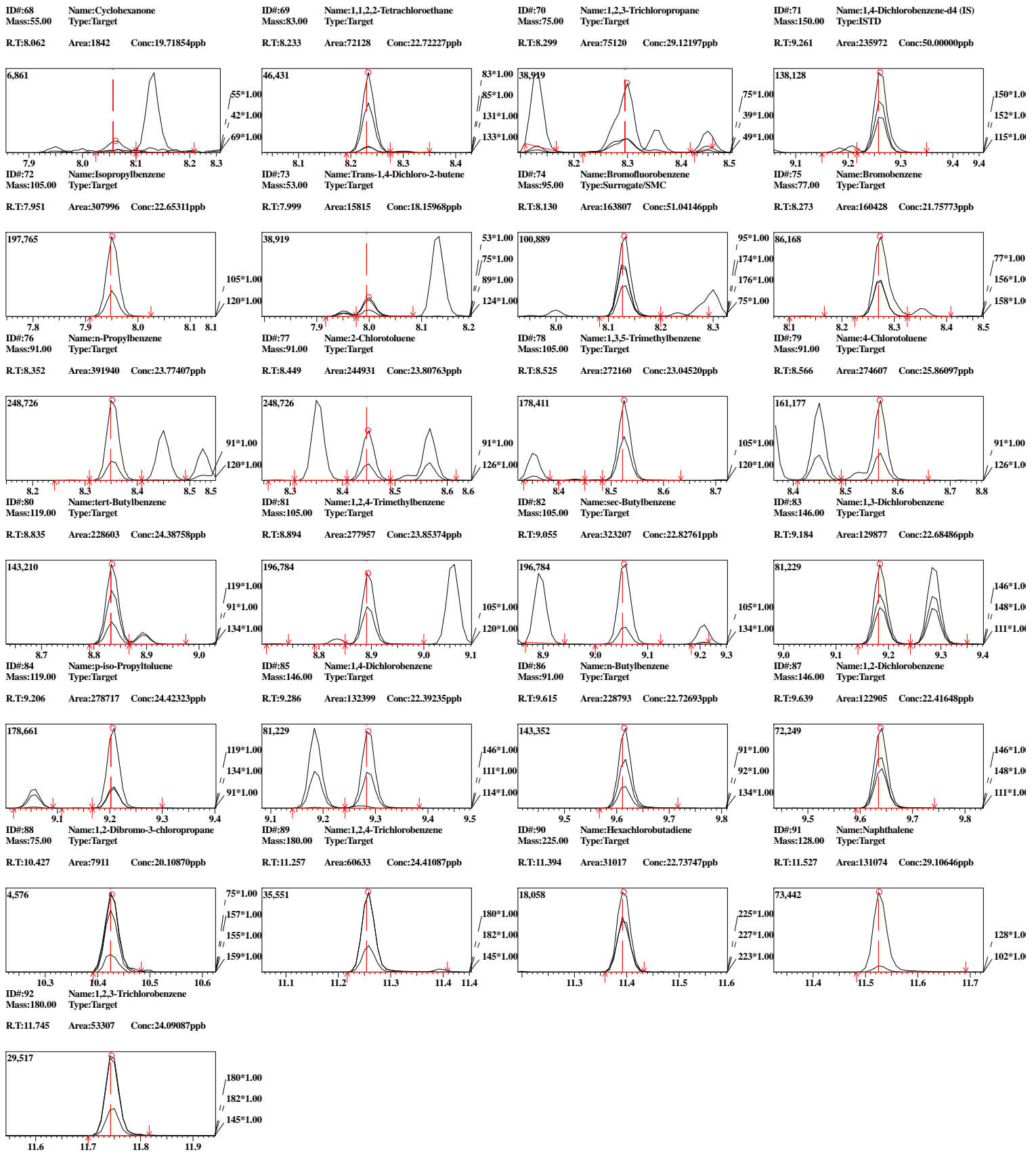
ID#:25 Mass:45.00 R.T:3.744 Area:7360 Conc:16.56193ppm	Name:Ethyl Acetate Type:Target	ID#:26 Mass:61.00 R.T:3.756 Area:117414 Conc:21.73779ppm	Name:cis-1,2-Dichloroethene Type:Target	ID#:27 Mass:77.00 R.T:3.767 Area:60904 Conc:17.72972ppm	Name:2,2-Dichloropropane Type:Target	ID#:28 Mass:54.00 R.T:3.768 Area:9702 Conc:24.32043ppm	Name:Propionitrile(Ethyl cyanide) Type:Target
--	-----------------------------------	--	--	---	---	--	--



ID#:29 Mass:41.00 R.T:3.874 Area:30743 Conc:20.30420ppm	Name:Methacrylonitrile Type:Target	ID#:30 Mass:49.00 R.T:3.920 Area:77924 Conc:21.60026ppm	Name:Bromochloromethane Type:Target	ID#:31 Mass:42.00 R.T:3.935 Area:16193 Conc:13.20369ppm	Name:Tetrahydrofuran Type:Target	ID#:32 Mass:83.00 R.T:3.970 Area:116170 Conc:22.08358ppm	Name:Chloroform Type:Target
---	---------------------------------------	---	--	---	-------------------------------------	--	--------------------------------









Advanced Environmental Laboratories, Inc.

VOLATILE ORGANICS LABORATORY CONTROL SAMPLE REPORT FORM 3C SW-846 8260C

SDG No.: J2200963

Client: Environmental Chemical Corporation (ECC)

LCS Sample ID: 4178676

Matrix: WATER

Date Prepared: 1/21/2022 08:53

LCS Wgt/Vol: 5.0 mL

Date Analyzed: 1/21/2022 09:17

Final Volume: 5000 uL

Dilution Factor: 1

% Moisture: 100.00

LCS File ID: 220121A003.qgd

Lims Analytical Batch: 3203

Lims Prep Batch: 3202

Prep Method: SW-846 5030B

Units: ug/L

Parameter	Conc Added	Results LCS	%Rec LCS	Q	QC Limits Recovery
Benzene	20.0	20.6	103		79 - 120

Analyst: AS Instrument: J1A Trace Number: VOC-B012-F29X

Method: 8260B/8260C Batch:3203/3205

Sample ID: CCV/4178676LCS/4178687LCS

Data File: C:\GCMSsolution\Data\220121A003.qgd

Date: 1/21/2022

Method File: C:\GCMSsolution\Data\8260-W-220110A.qgm

Time: 09:17:27

Sample Name: CCV/LCS

Dilution: 1

Internal Standard

ID#	Name	Mass	Time	Area	Conc.
1	1,4-Difluorobenzene (IS)	114.00	4.63	348312	50.00
51	Chlorobenzene-d5 (IS)	117.00	7.03	342533	50.00
71	1,4-Dichlorobenzene-d4 (IS)	150.00	9.26	239753	50.00

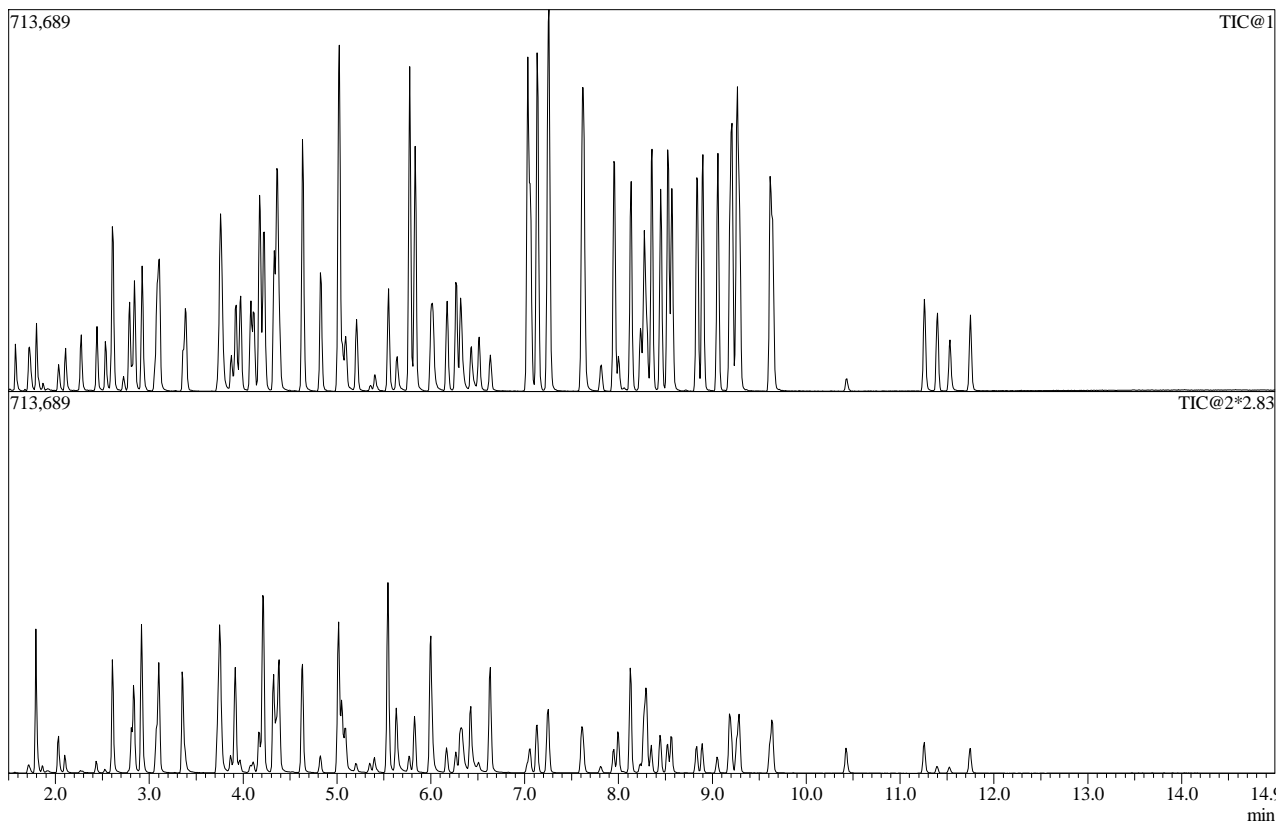
Surrogate

ID#	Name	Mass	Time	Area	Conc.
37	1,2-Dichloroethane-d4	65.00	4.33	81766	46.01
53	Toluene-d8	98.00	5.77	376371	48.06
74	Bromofluorobenzene	95.00	8.13	164535	50.46

Target

ID#	Name	Mass	Time	Area	Conc.
2	Dichlorodifluoromethane	85.00	1.58	61154	17.43
3	Chloromethane	50.00	1.72	102875	17.87
4	Vinyl Chloride	62.00	1.80	99374	20.24
5	Bromomethane	94.00	2.04	27784	18.65
6	Chloroethane	64.00	2.11	60405	21.17
7	Trichlorofluoromethane	101.00	2.27	63134	20.47
8	Diethyl Ether	59.00	2.44	57754	20.87
9	Acrolein	56.00	2.54	69525	386.29
10	1,1,2-Trichlorotrifluoroethane	101.00	2.61	55637	19.93
11	1,1-Dichloroethene	61.00	2.61	93794	20.68
12	Acetone	43.00	2.62	14511	17.88
13	Idomethane	142.00	2.73	27423	15.94
14	Carbon Disulfide	76.00	2.79	172346	19.28
15	Acetonitrile	41.00	2.79	4983	14.80
16	Methyl Acetate	43.00	2.82	41049	17.36
17	Allyl Chloride(3-Chloroprene)	41.00	2.84	118903	19.82
18	Methylene Chloride	49.00	2.93	112838	19.19
19	Acrylonitrile	53.00	3.06	25984	19.96
20	MTBE	73.00	3.08	140678	20.76
21	trans-1,2-Dichloroethene	61.00	3.11	101296	20.87
22	Vinyl Acetate	43.00	3.36	99105	23.66
23	1,1-Dichloroethane	63.00	3.39	119615	20.60
24	2-Butanone(MEK)	43.00	3.74	72580	17.82
25	Ethyl Acetate	45.00	3.74	7865	16.92
26	cis-1,2-Dichloroethene	61.00	3.76	119658	21.22
27	2,2-Dichloropropane	77.00	3.77	77338	21.56
28	Propionitrile(Ethyl cyanide)	54.00	3.77	9333	22.45
29	Methacrylonitrile	41.00	3.87	30043	19.00
30	Bromochloromethane	49.00	3.92	74901	19.88
31	Tetrahydrofuran	42.00	3.94	19490	16.23
32	Chloroform	83.00	3.97	115284	20.99
33	1,1,1-Trichloroethane	97.00	4.11	77423	20.35
34	Cyclohexane	56.00	4.18	176891	23.31
35	1,1-Dichloropropene	75.00	4.22	96123	19.97
36	Carbon tetrachloride	117.00	4.23	61349	20.14
38	Benzene	78.00	4.36	323469	20.63
39	1,2-Dichloroethane	62.00	4.39	71108	19.30
40	Trichloroethene	95.00	4.83	69696	20.92
41	1,2-Dichloropropane	63.00	5.02	71824	20.73
42	Methyl Cyclohexane	83.00	5.02	145021	23.10
43	Dibromomethane	93.00	5.09	32944	20.82
44	Bromodichloromethane	83.00	5.21	82458	21.13
45	2-Nitropropane	43.00	5.36	6999	17.25
46	2-Chloroethylvinyl ether	63.00	5.40	12501	17.38
47	cis-1,3-Dichloropropene	75.00	5.55	109086	21.07
48	4-Methyl-2-Pentanone(MIBK)	43.00	5.64	46944	18.44
49	trans-1,3-Dichloropropene	75.00	6.00	77739	20.38
50	1,1,2-Trichloroethane	97.00	6.17	52087	20.25
52	1,4-Dioxane	88.00	5.07	836	20.21
54	Toluene	91.00	5.83	312549	21.82
55	Ethyl Methacrylate	69.00	6.02	68951	20.23

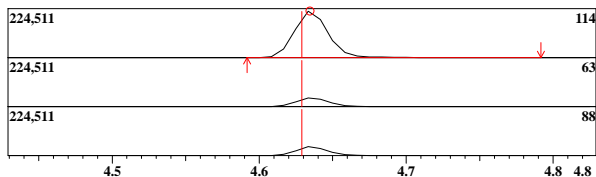
ID#	Name	Mass	Time	Area	Conc.
56	Tetrachloroethene	166.00	6.27	64477	21.77
57	1,3-Dichloropropane	76.00	6.32	106306	20.13
58	2-Hexanone(MBK)	43.00	6.34	24435	18.44
59	Dibromochloromethane	127.00	6.51	40473	22.26
60	1,2-Dibromoethane	107.00	6.63	48504	20.81
61	Chlorobenzene	112.00	7.06	195337	20.59
62	1,1,1,2-Tetrachloroethane	131.00	7.13	58004	22.51
63	Ethylbenzene	91.00	7.14	341384	22.20
64	Xylene-mp	91.00	7.25	543379	42.84
65	Xylene-o	91.00	7.61	270939	21.90
66	Styrene	104.00	7.63	212621	21.88
67	Bromoform	173.00	7.81	25703	21.36
68	Cyclohexanone	55.00	8.06	3863	36.39
69	1,1,2,2-Tetrachloroethane	83.00	8.24	72176	22.14
70	1,2,3-Trichloropropane	75.00	8.30	50585	18.85
72	Isopropylbenzene	105.00	7.95	306467	22.19
73	Trans-1,4-Dichloro-2-butene	53.00	8.00	18166	20.48
75	Bromobenzene	77.00	8.28	157203	20.98
76	n-Propylbenzene	91.00	8.36	387964	23.16
77	2-Chlorotoluene	91.00	8.45	235232	22.50
78	1,3,5-Trimethylbenzene	105.00	8.53	263584	21.97
79	4-Chlorotoluene	91.00	8.57	245145	22.72
80	tert-Butylbenzene	119.00	8.84	225336	23.66
81	1,2,4-Trimethylbenzene	105.00	8.90	261916	22.12
82	sec-Butylbenzene	105.00	9.06	323990	22.52
83	1,3-Dichlorobenzene	146.00	9.19	128989	22.17
84	p-iso-Propyltoluene	119.00	9.21	277370	23.92
85	1,4-Dichlorobenzene	146.00	9.29	130414	21.71
86	n-Butylbenzene	91.00	9.62	232463	22.73
87	1,2-Dichlorobenzene	146.00	9.64	120701	21.67
88	1,2-Dibromo-3-chloropropane	75.00	10.43	7797	19.51
89	1,2,4-Trichlorobenzene	180.00	11.26	61147	24.24
90	Hexachlorobutadiene	225.00	11.40	32064	23.13
91	Naphthalene	128.00	11.53	91022	21.52
92	1,2,3-Trichlorobenzene	180.00	11.75	50743	22.70



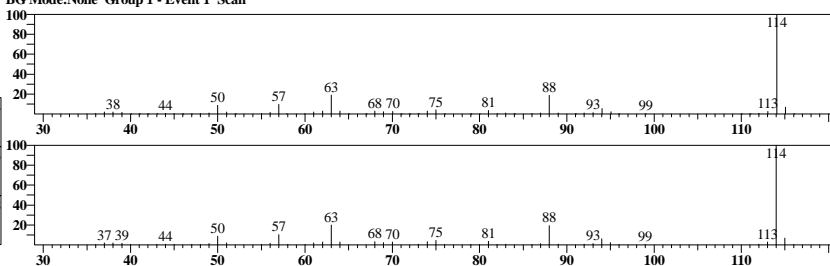
ID#1 Name:1,4-Difluorobenzene (IS) Type:ISTD No Manual Integration

Mass:114.00 R.T:4.635 Area:348312 Conc:50.00000ppm

#	m/z	Area	Ratio	Reference
1	63.00	18262	19.02	23.00
2	88.00	18023	18.77	20.00



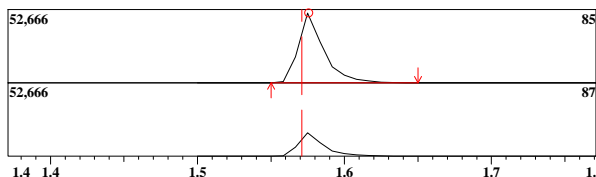
ID#:1 R.Time:4.633(Scan#:753)
MassPeaks:61
RawMode:Averaged 4.608-4.658(747-759)
BG Mode:None Group 1 - Event 1 Scan




ID#2 Name:Dichlorodifluoromethane Type:Target No Manual Integration

Mass:85.00 R.T:1.576 Area:61154 Conc:17.43326ppm

#	m/z	Area	Ratio	Reference
1	87.00	5590	33.47	33.00



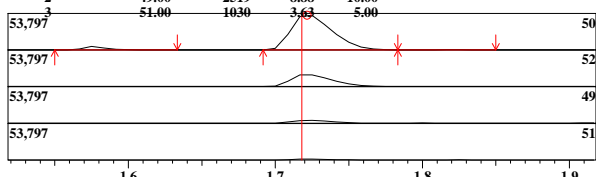
ID#:2 R.Time:1.575(Scan#:19)
MassPeaks:31
RawMode:Averaged 1.550-1.600(13-25)
BG Mode:None Group 1 - Event 1 Scan




ID#3 Name:Chloromethane Type:Target No Manual Integration

Mass:50.00 R.T:1.722 Area:102875 Conc:17.86821ppm

#	m/z	Area	Ratio	Reference
1	52.00	9717	34.23	30.00
2	49.00	2519	8.88	10.00
3	51.00	1030	3.63	5.00



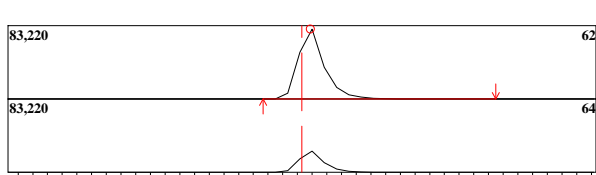
ID#:3 R.Time:1.725(Scan#:55)
MassPeaks:20
RawMode:Averaged 1.700-1.750(49-61)
BG Mode:None Group 1 - Event 1 Scan



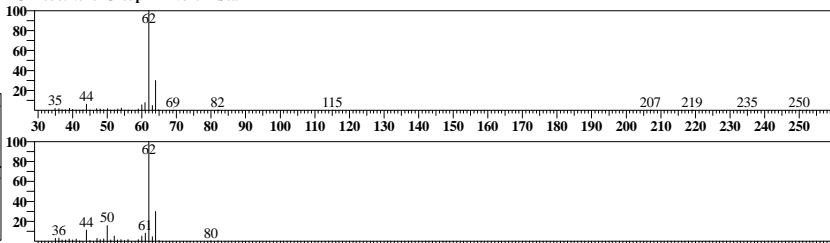
ID#4 Name:Vinyl Chloride Type:Target No Manual Integration

Mass:62.00 R.T:1.799 Area:99374 Conc:20.24457ppm

#	m/z	Area	Ratio	Reference
1	64.00	8293	29.97	31.00



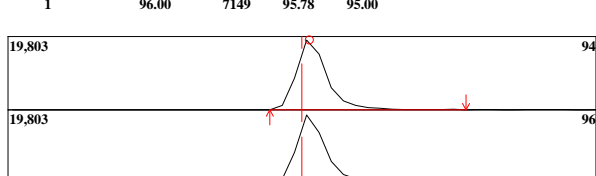
ID#:4 R.Time:1.800(Scan#:73)
MassPeaks:36
RawMode:Averaged 1.775-1.825(67-79)
BG Mode:None Group 1 - Event 1 Scan




ID#5 Name:Bromomethane Type:Target No Manual Integration

Mass:94.00 R.T:2.035 Area:27784 Conc:18.64601ppm

#	m/z	Area	Ratio	Reference
1	96.00	7149	95.78	95.00



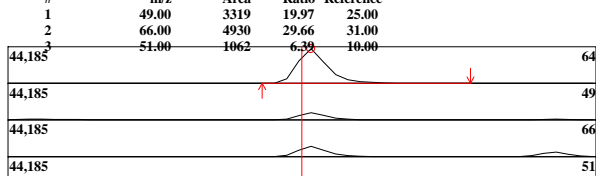
ID#:5 R.Time:2.033(Scan#:129)
MassPeaks:28
RawMode:Averaged 2.008-2.058(123-135)
BG Mode:None Group 1 - Event 1 Scan



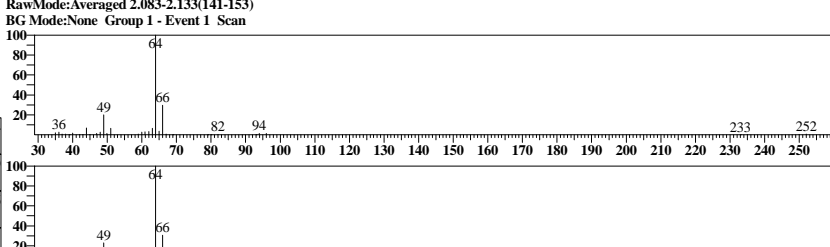
ID#6 Name:Chloroethane Type:Target No Manual Integration

Mass:64.00 R.T:2.108 Area:60405 Conc:21.16820ppm

#	m/z	Area	Ratio	Reference
1	49.00	3319	19.97	25.00
2	66.00	4930	29.66	31.00
3	51.00	1062	6.39	10.00



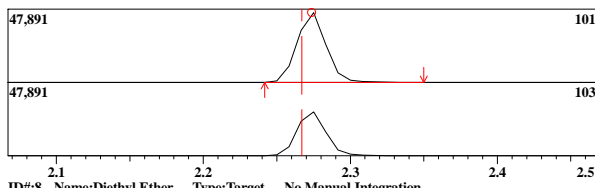
ID#:6 R.Time:2.108(Scan#:147)
MassPeaks:35
RawMode:Averaged 2.083-2.133(141-153)
BG Mode:None Group 1 - Event 1 Scan



ID#:7 Name:Trichlorofluoromethane Type:Target No Manual Integration

Mass:101.00 R.T:2.274 Area:63134 Conc:20.46973ppm

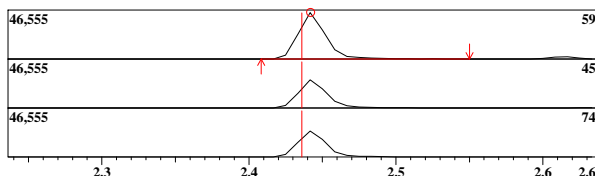
#	m/z	Area	Ratio	Reference
1	103.00	11238	63.18	57.00



ID#8 Name:Diethyl Ether Type:Target No Manual Integration

Mass:59.00 R.T:2.442 Area:57754 Conc:20.86513ppm

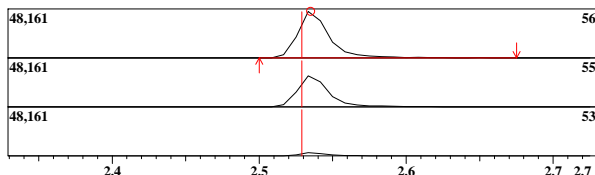
#	m/z	Area	Ratio	Reference
1	45.00	10092	63.36	80.00
2	74.00	9364	58.79	68.00



ID#9 Name:Acrolein Type:Target No Manual Integration

Mass:56.00 R.T:2.535 Area:69525 Conc:386.28801ppm

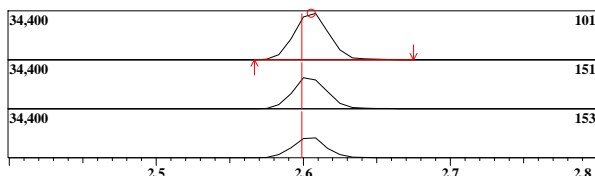
#	m/z	Area	Ratio	Reference
1	55.00	12437	67.93	70.00
2	53.00	1216	6.64	5.00



ID#10 Name:1,1,2-Trichlorotrifluoroethane Type:Target No Manual Integration

Mass:101.00 R.T:2.606 Area:55637 Conc:19.93295ppm

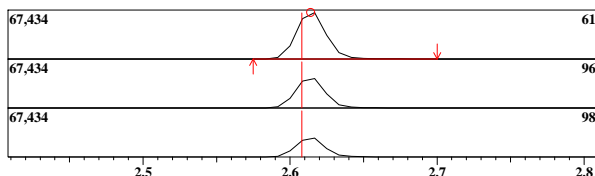
#	m/z	Area	Ratio	Reference
1	151.00	10429	66.57	60.00
2	153.00	6658	42.50	40.00



ID#11 Name:1,1-Dichloroethene Type:Target No Manual Integration

Mass:61.00 R.T:2.614 Area:93794 Conc:20.67690ppm

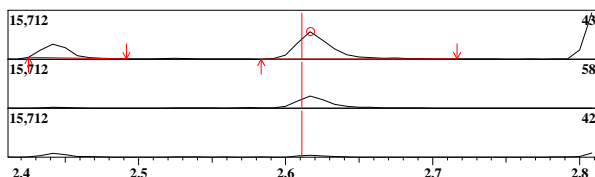
#	m/z	Area	Ratio	Reference
1	96.00	16959	64.27	60.00
2	98.00	10669	40.43	36.00



ID#12 Name:Acetone Type:Target No Manual Integration


Mass:43.00 R.T:2.617 Area:14511 Conc:17.88470ppm

#	m/z	Area	Ratio	Reference
1	58.00	1705	44.40	30.00
2	42.00	286	7.45	10.00



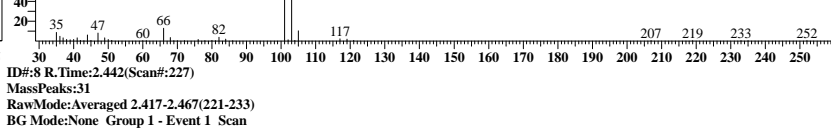
ID#7 R.Time:2.275(Scan#:187)

MassPeaks:47 RawMode:Averaged 2.250-2.300(181-193) BG Mode:None Group 1 - Event 1 Scan



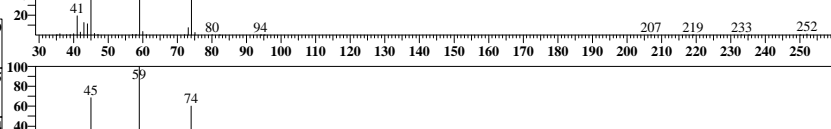
ID#8 R.Time:2.442(Scan#:227)

MassPeaks:31 RawMode:Averaged 2.417-2.467(221-233) BG Mode:None Group 1 - Event 1 Scan



ID#9 R.Time:2.533(Scan#:249)

MassPeaks:29 RawMode:Averaged 2.508-2.558(243-255) BG Mode:None Group 1 - Event 1 Scan




ID#10 R.Time:2.608(Scan#:267)

MassPeaks:72 RawMode:Averaged 2.583-2.633(261-273) BG Mode:None Group 1 - Event 1 Scan



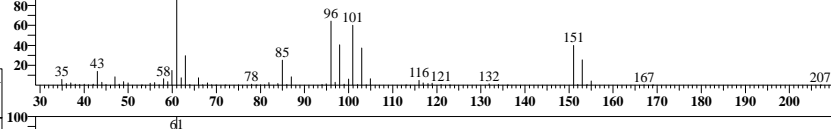
ID#11 R.Time:2.608(Scan#:267)

MassPeaks:72 RawMode:Averaged 2.592-2.642(263-275) BG Mode:None Group 1 - Event 1 Scan




ID#12 R.Time:2.608(Scan#:267)

MassPeaks:72 RawMode:Averaged 2.592-2.642(263-275) BG Mode:None Group 1 - Event 1 Scan




ID#12 R.Time:2.608(Scan#:267)

MassPeaks:72 RawMode:Averaged 2.592-2.642(263-275) BG Mode:None Group 1 - Event 1 Scan



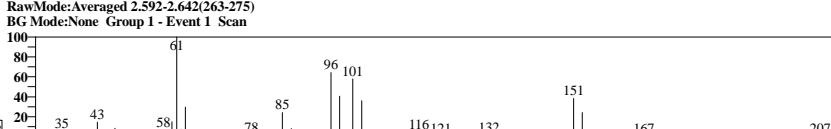
ID#12 R.Time:2.608(Scan#:267)

MassPeaks:72 RawMode:Averaged 2.592-2.642(263-275) BG Mode:None Group 1 - Event 1 Scan



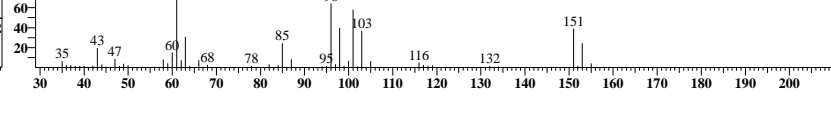
ID#12 R.Time:2.608(Scan#:267)

MassPeaks:72 RawMode:Averaged 2.592-2.642(263-275) BG Mode:None Group 1 - Event 1 Scan



ID#12 R.Time:2.608(Scan#:267)

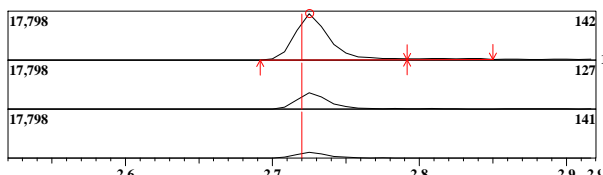
MassPeaks:72 RawMode:Averaged 2.592-2.642(263-275) BG Mode:None Group 1 - Event 1 Scan



ID#:13 Name:Idomethane Type:Target No Manual Integration

Mass:142.00 R.T:2.725 Area:27423 Conc:15.94094ppm

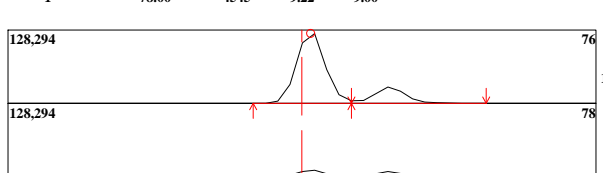
#	m/z	Area	Ratio	Reference
1	127.00	2497	33.63	35.00
2	141.00	924	12.44	13.00



ID#:14 Name:Carbon Disulfide Type:Target No Manual Integration

Mass:76.00 R.T:2.789 Area:172346 Conc:19.27730ppm

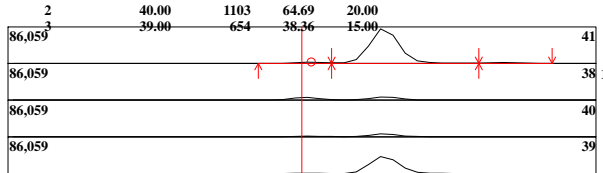
#	m/z	Area	Ratio	Reference
1	78.00	4545	9.22	9.00



ID#:15 Name:Acetonitrile Type:Target No Manual Integration

Mass:41.00 R.T:2.794 Area:4983 Conc:14.79634ppm

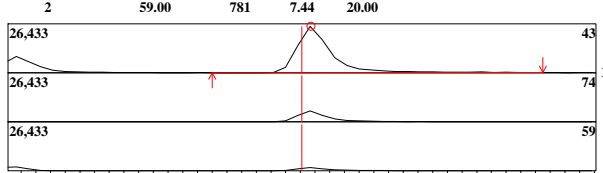
#	m/z	Area	Ratio	Reference
1	38.00	3003	* 176.13	40.00
2	40.00	1103	64.69	20.00
3	39.00	654	38.36	15.00



ID#:16 Name:Methyl Acetate Type:Target No Manual Integration

Mass:43.00 R.T:2.817 Area:41049 Conc:17.36280ppm

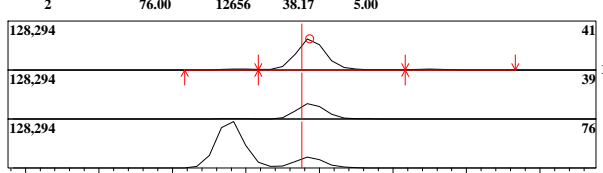
#	m/z	Area	Ratio	Reference
1	74.00	2290	21.81	40.00
2	59.00	781	7.44	20.00



ID#:17 Name:Allyl Chloride(3-Chloroprene) Type:Target No Manual Integration

Mass:41.00 R.T:2.844 Area:118903 Conc:19.81920ppm

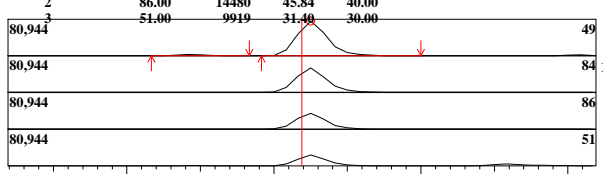
#	m/z	Area	Ratio	Reference
1	39.00	16480	49.71	40.00
2	76.00	12656	38.17	5.00



ID#:18 Name:Methylene Chloride Type:Target No Manual Integration

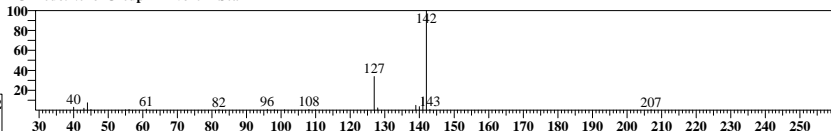
Mass:49.00 R.T:2.925 Area:112838 Conc:19.19046ppm

#	m/z	Area	Ratio	Reference
1	84.00	22468	71.13	64.00
2	86.00	14480	45.84	40.00
3	51.00	9919	31.40	30.00



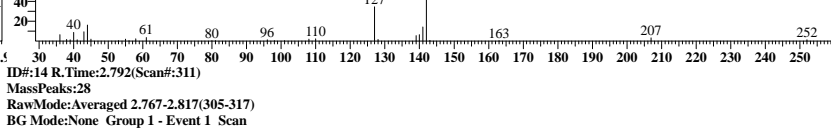
ID#:13 R.Time:2.725(Scan#:295)

MassPeaks:21
RawMode:Averaged 2.700-2.750(289-301)
BG Mode:None Group 1 - Event 1 Scan



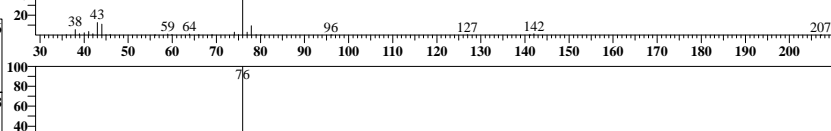
ID#:14 R.Time:2.792(Scan#:311)

MassPeaks:28
RawMode:Averaged 2.767-2.817(305-317)
BG Mode:None Group 1 - Event 1 Scan



ID#:15 R.Time:2.792(Scan#:311)

MassPeaks:28
RawMode:Averaged 2.767-2.808(305-315)
BG Mode:None Group 1 - Event 1 Scan




ID#:16 R.Time:2.833(Scan#:321)

MassPeaks:41
RawMode:Averaged 2.792-2.842(311-323)
BG Mode:None Group 1 - Event 1 Scan



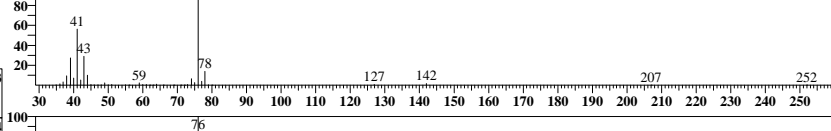
ID#:17 R.Time:2.842(Scan#:323)

MassPeaks:39
RawMode:Averaged 2.817-2.867(317-329)
BG Mode:None Group 1 - Event 1 Scan



ID#:18 R.Time:2.925(Scan#:343)

MassPeaks:31
RawMode:Averaged 2.900-2.950(337-349)
BG Mode:None Group 1 - Event 1 Scan

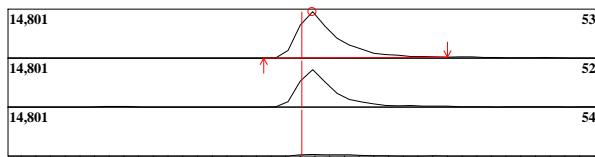


ID#:19 Name:Acrylonitrile Type:Target No Manual Integration

Mass:53.00 R.T:3.058 Area:25984 Conc:19.96392ppm

Event:1:Scan SI:96

#	m/z	Area	Ratio	Reference
1	52.00	5041	76.16	40.00
2	54.00	325	4.91	10.00

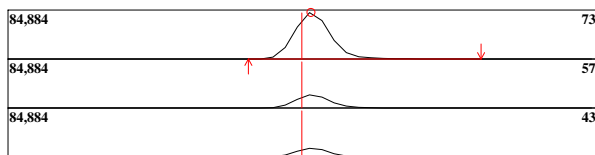


ID#:20 Name:MTBE Type:Target No Manual Integration

Mass:73.00 R.T:3.084 Area:140678 Conc:20.76122ppm

Event:1:Scan SI:97

#	m/z	Area	Ratio	Reference
1	57.00	10996	28.41	26.00
2	43.00	7367	19.04	20.00

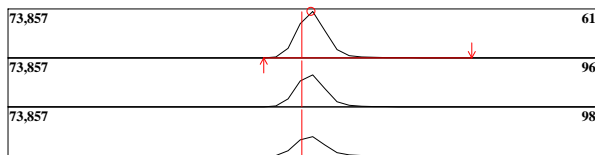


ID#:21 Name:trans-1,2-Dichloroethene Type:Target No Manual Integration

Mass:61.00 R.T:3.107 Area:101296 Conc:20.87214ppm

Event:1:Scan SI:97

#	m/z	Area	Ratio	Reference
1	96.00	19995	71.06	64.00
2	98.00	12229	43.46	40.00

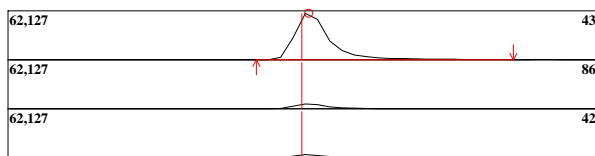


ID#:22 Name:Vinyl Acetate Type:Target No Manual Integration

Mass:43.00 R.T:3.361 Area:99105 Conc:23.65821ppm

Event:1:Scan SI:90

#	m/z	Area	Ratio	Reference
1	86.00	2828	11.11	10.00
2	42.00	1779	6.99	0.00

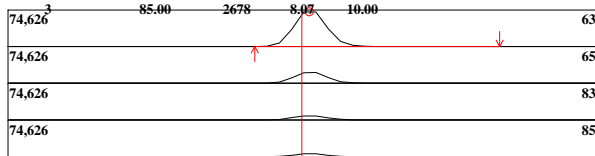


ID#:23 Name:1,1-Dichloroethane Type:Target No Manual Integration

Mass:63.00 R.T:3.387 Area:119615 Conc:20.59607ppm

Event:1:Scan SI:95

#	m/z	Area	Ratio	Reference
1	65.00	10173	30.66	30.00
2	83.00	4032	12.15	10.00
3	85.00	2678	8.07	10.00

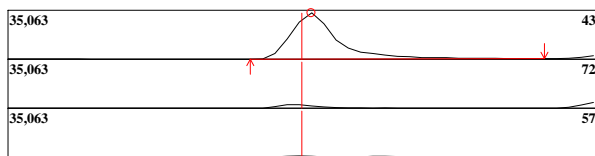


ID#:24 Name:2-Butanone(MEK) Type:Target No Manual Integration

Mass:43.00 R.T:3.741 Area:72580 Conc:17.81881ppm

Event:1:Scan SI:96

#	m/z	Area	Ratio	Reference
1	72.00	1483	8.20	30.00
2	57.00	531	2.93	11.00




ID#:19 R.Time:3.075(Scan#:379)

MassPeaks:40

RawMode:Averaged 3.033-3.083(369-381)

BG Mode:None Group 1 - Event 1 Scan

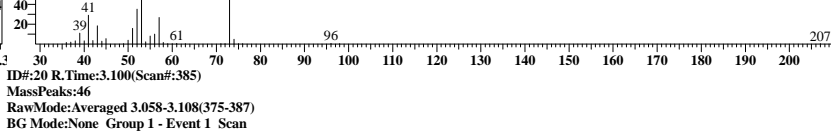


ID#:20 R.Time:3.100(Scan#:385)

MassPeaks:46

RawMode:Averaged 3.058-3.108(375-387)

BG Mode:None Group 1 - Event 1 Scan

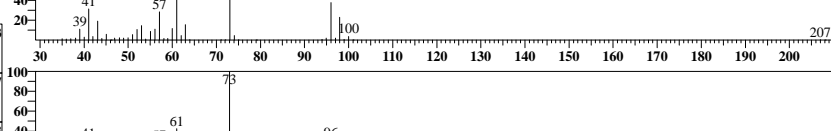


ID#:21 R.Time:3.108(Scan#:387)

MassPeaks:45

RawMode:Averaged 3.083-3.133(381-393)

BG Mode:None Group 1 - Event 1 Scan




ID#:22 R.Time:3.375(Scan#:451)

MassPeaks:38

RawMode:Averaged 3.333-3.383(441-453)

BG Mode:None Group 1 - Event 1 Scan




ID#:23 R.Time:3.383(Scan#:453)

MassPeaks:40

RawMode:Averaged 3.358-3.408(447-459)

BG Mode:None Group 1 - Event 1 Scan




ID#:24 R.Time:3.758(Scan#:543)

MassPeaks:55

RawMode:Averaged 3.717-3.767(533-545)

BG Mode:None Group 1 - Event 1 Scan

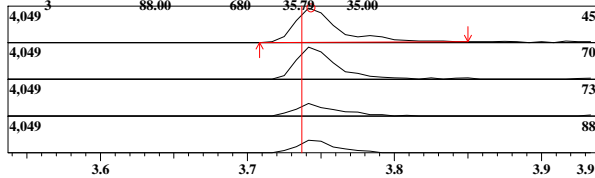


ID#:25 Name:Ethyl Acetate Type:Target No Manual Integration

Mass:45.00 R.T:3.743 Area:7865 Conc:16.92473ppm

Event:1:Scan SI:96

#	m/z	Area	Ratio	Reference
1	70.00	1692	89.05	100.00
2	73.00	662	34.84	45.00
3	88.00	680	35.70	35.00

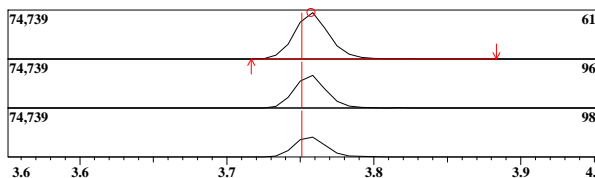


ID#:26 Name:cis-1,2-Dichloroethene Type:Target No Manual Integration

Mass:61.00 R.T:3.757 Area:119658 Conc:21.21619ppm

Event:1:Scan SI:97

#	m/z	Area	Ratio	Reference
1	96.00	21948	66.31	55.00
2	98.00	13622	41.16	35.00

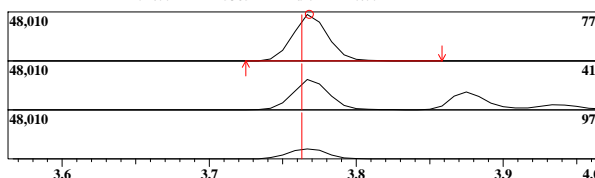


ID#:27 Name:2,2-Dichloropropane Type:Target No Manual Integration

Mass:77.00 R.T:3.768 Area:77338 Conc:21.56151ppm

Event:1:Scan SI:97

#	m/z	Area	Ratio	Reference
1	41.00	14444	67.03	80.00
2	97.00	5365	24.90	20.00

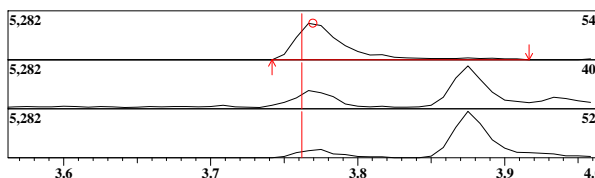


ID#:28 Name:Propionitrile(Ethyl cyanide) Type:Target No Manual Integration

Mass:54.00 R.T:3.770 Area:9333 Conc:22.44810ppm

Event:1:Scan SI:97

#	m/z	Area	Ratio	Reference
1	40.00	1124	53.73	30.00
2	52.00	456	21.80	10.00

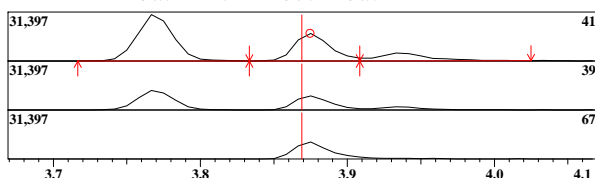


ID#:29 Name:Methacrylonitrile Type:Target No Manual Integration

Mass:41.00 R.T:3.875 Area:30043 Conc:19.00261ppm

Event:1:Scan SI:97

#	m/z	Area	Ratio	Reference
1	39.00	4360	51.49	62.00
2	67.00	5224	61.70	62.00

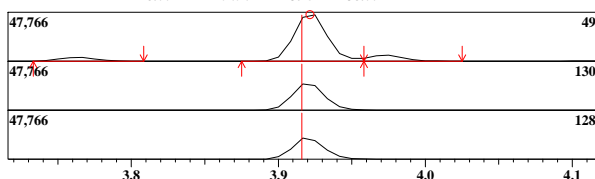


ID#:30 Name:Bromochloromethane Type:Target No Manual Integration

Mass:49.00 R.T:3.922 Area:74901 Conc:19.88409ppm

Event:1:Scan SI:95

#	m/z	Area	Ratio	Reference
1	130.00	11794	55.99	48.00
2	128.00	9090	43.15	38.00

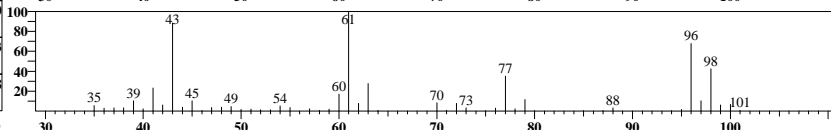
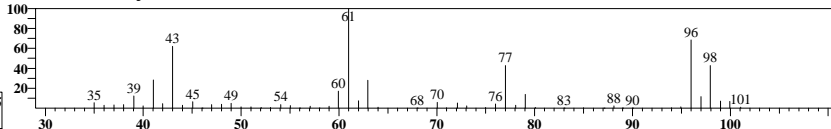


ID#:25 R.Time:3.758(Scan#:543)

MassPeaks:55

RawMode:Averaged 3.717-3.767(533-545)

BG Mode:None Group 1 - Event 1 Scan

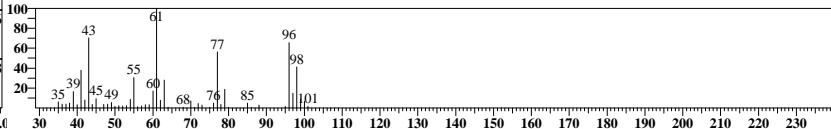
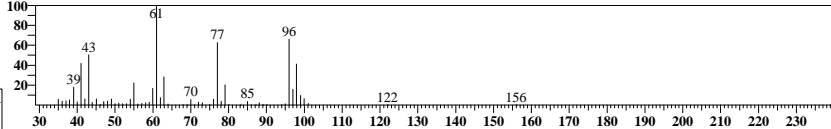


ID#:26 R.Time:3.758(Scan#:543)

MassPeaks:60

RawMode:Averaged 3.733-3.783(537-549)

BG Mode:None Group 1 - Event 1 Scan

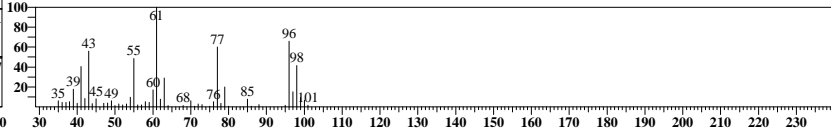
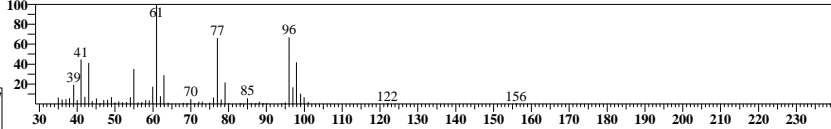


ID#:27 R.Time:3.758(Scan#:543)

MassPeaks:60

RawMode:Averaged 3.742-3.792(539-551)

BG Mode:None Group 1 - Event 1 Scan

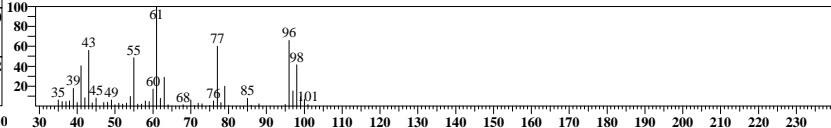
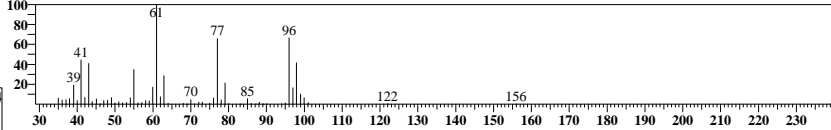


ID#:28 R.Time:3.758(Scan#:543)

MassPeaks:60

RawMode:Averaged 3.742-3.792(539-551)

BG Mode:None Group 1 - Event 1 Scan

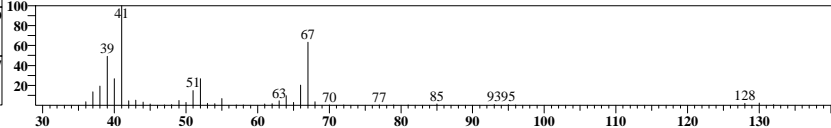
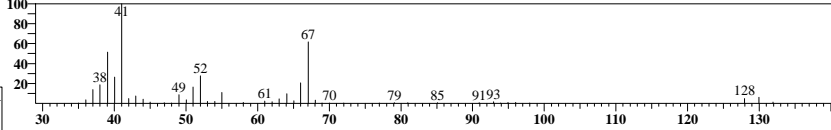


ID#:29 R.Time:3.875(Scan#:571)

MassPeaks:45

RawMode:Averaged 3.850-3.900(565-577)

BG Mode:None Group 1 - Event 1 Scan

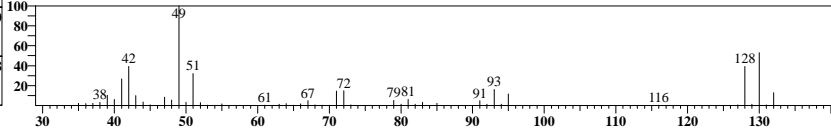
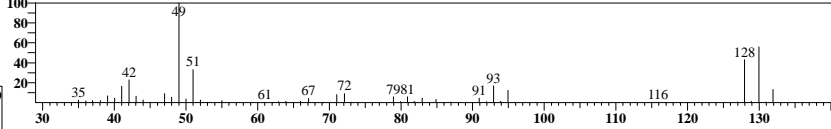


ID#:30 R.Time:3.925(Scan#:583)

MassPeaks:62

RawMode:Averaged 3.900-3.950(577-589)

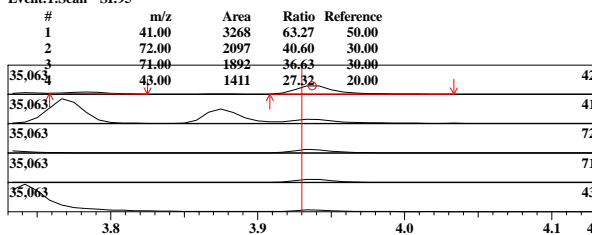
BG Mode:None Group 1 - Event 1 Scan



ID#:31 Name:Tetrahydrofuran Type:Target No Manual Integration

Mass:42.00 R.T:3.937 Area:19490 Conc:16.23317ppm

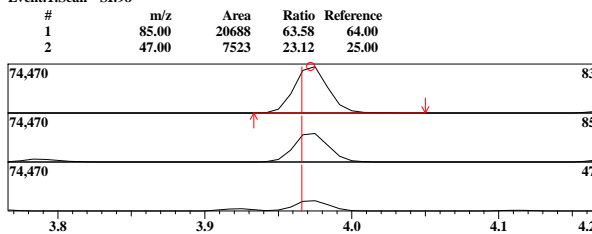
Event:1:Scan SI:95



ID#:32 Name:Chloroform Type:Target No Manual Integration

Mass:83.00 R.T:3.972 Area:115284 Conc:20.98818ppm

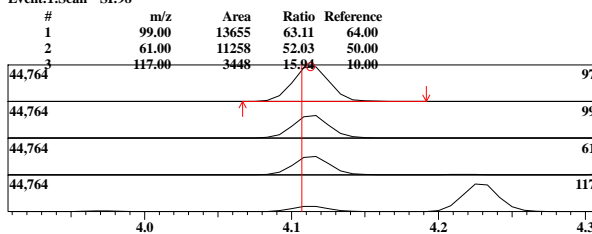
Event:1:Scan SI:98



ID#:33 Name:1,1,1-Trichloroethane Type:Target No Manual Integration

Mass:97.00 R.T:4.113 Area:77423 Conc:20.34845ppm

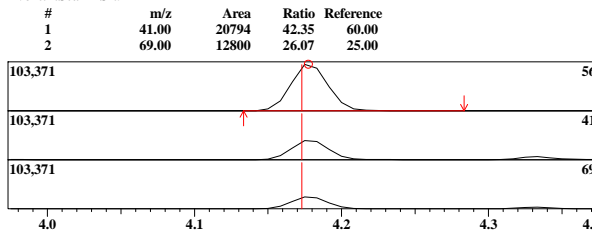
Event:1:Scan SI:98



ID#:34 Name:Cyclohexane Type:Target No Manual Integration

Mass:56.00 R.T:4.178 Area:176891 Conc:23.30836ppm

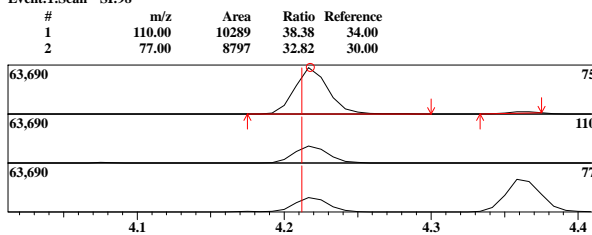
Event:1:Scan SI:97



ID#:35 Name:1,1-Dichloropropene Type:Target No Manual Integration

Mass:75.00 R.T:4.218 Area:96123 Conc:19.96537ppm

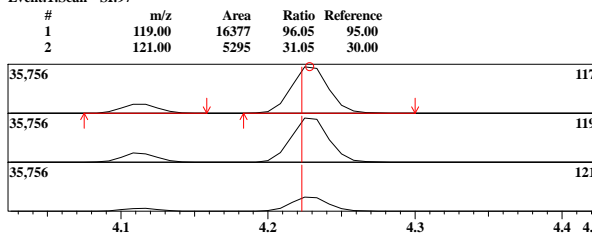
Event:1:Scan SI:98



ID#:36 Name:Carbon tetrachloride Type:Target No Manual Integration

Mass:117.00 R.T:4.229 Area:61349 Conc:20.13900ppm

Event:1:Scan SI:97

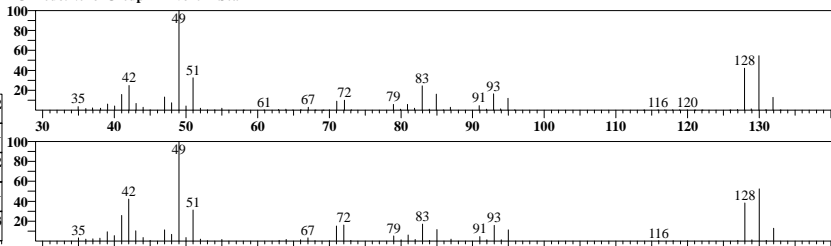


ID#:31 R.Time:3.925(Scan#:583)

MassPeaks:64

RawMode:Averaged 3.908-3.958(579-591)

BG Mode:None Group 1 - Event 1 Scan

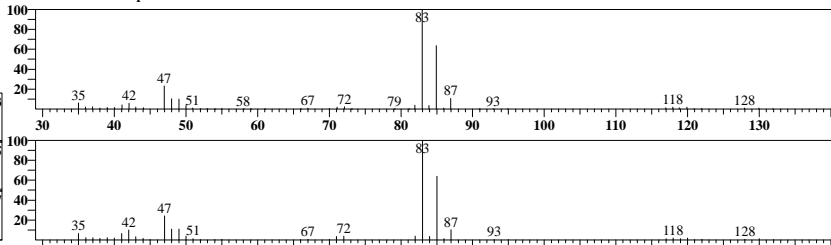


ID#:32 R.Time:3.975(Scan#:595)

MassPeaks:48

RawMode:Averaged 3.950-4.000(589-601)

BG Mode:None Group 1 - Event 1 Scan

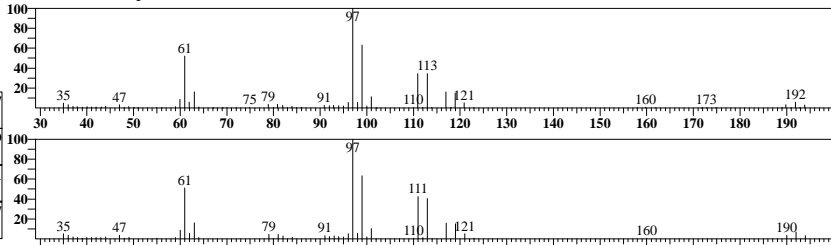


ID#:33 R.Time:4.108(Scan#:627)

MassPeaks:70

RawMode:Averaged 4.092-4.142(623-635)

BG Mode:None Group 1 - Event 1 Scan

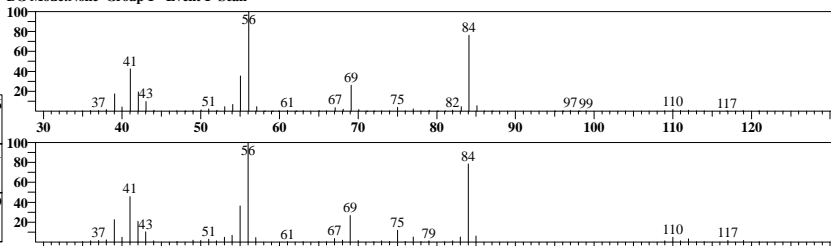


ID#:34 R.Time:4.175(Scan#:643)

MassPeaks:64

RawMode:Averaged 4.150-4.200(637-649)

BG Mode:None Group 1 - Event 1 Scan

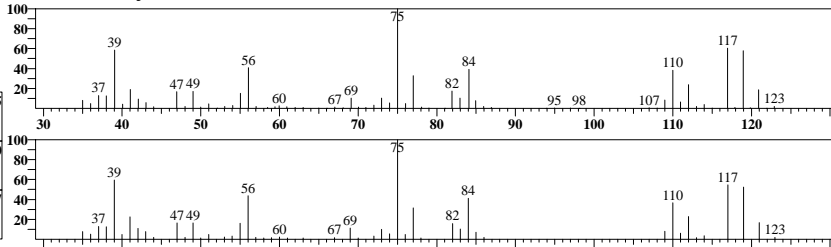


ID#:35 R.Time:4.225(Scan#:655)

MassPeaks:69

RawMode:Averaged 4.192-4.242(647-659)

BG Mode:None Group 1 - Event 1 Scan

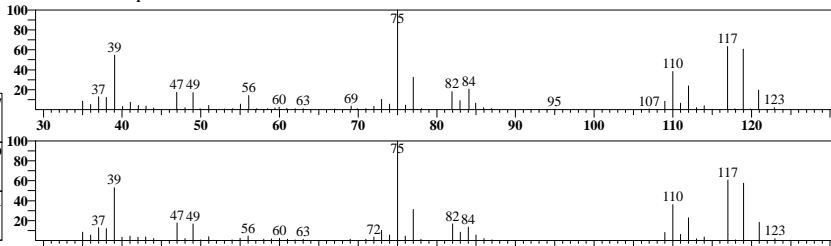


ID#:36 R.Time:4.225(Scan#:655)

MassPeaks:66

RawMode:Averaged 4.200-4.250(649-661)

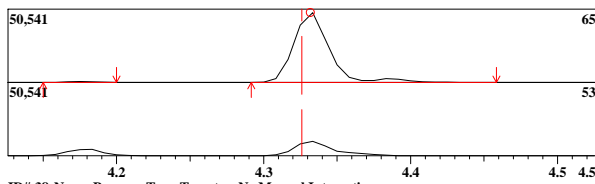
BG Mode:None Group 1 - Event 1 Scan



ID#:37 Name:1,2-Dichloroethane-d4 Type:Surrogate/SMC No Manual Integration

Mass:65.00 R.T:4.332 Area:81766 Conc:46.01015ppb

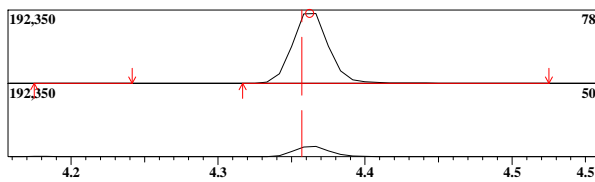
#	m/z	Area	Ratio	Reference
1	53.00	4919	22.59	15.00



ID#:38 Name:Benzene Type:Target No Manual Integration

Mass:78.00 R.T:4.362 Area:323469 Conc:20.63290ppb

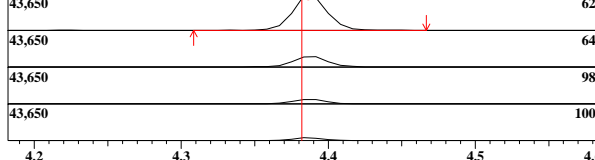
#	m/z	Area	Ratio	Reference
1	50.00	13144	14.75	16.00



ID#:39 Name:1,2-Dichloroethane Type:Target No Manual Integration

Mass:62.00 R.T:4.386 Area:71108 Conc:19.29758ppb

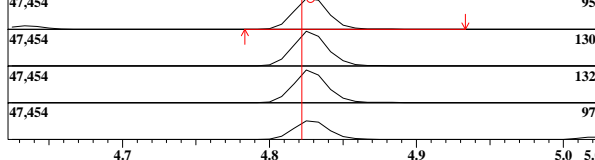
#	m/z	Area	Ratio	Reference
1	64.00	5937	30.37	30.00
2	98.00	2405	12.30	10.00
3	100.00	1531	7.83	10.00



ID#:40 Name:Trichloroethene Type:Target No Manual Integration

Mass:95.00 R.T:4.828 Area:69696 Conc:20.92225ppb

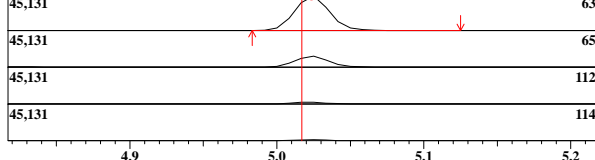
#	m/z	Area	Ratio	Reference
1	130.00	20964	109.24	95.00
2	132.00	19437	101.28	90.00
3	97.00	11749	61.22	60.00



ID#:41 Name:1,2-Dichloropropane Type:Target No Manual Integration

Mass:63.00 R.T:5.024 Area:71824 Conc:20.72553ppb

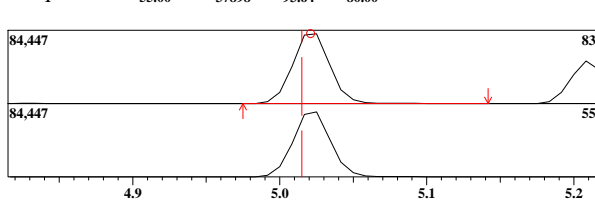
#	m/z	Area	Ratio	Reference
1	65.00	6258	31.29	30.00
2	112.00	1071	5.36	5.00
3	114.00	618	3.00	3.00



ID#:42 Name:Methyl Cyclohexane Type:Target No Manual Integration

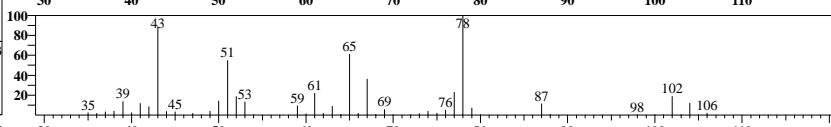
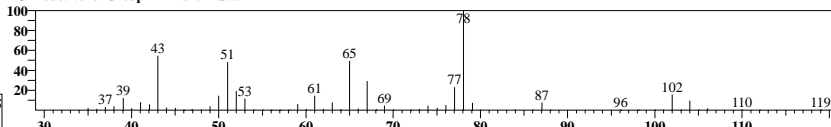
Mass:83.00 R.T:5.021 Area:145021 Conc:23.09653ppb

#	m/z	Area	Ratio	Reference
1	55.00	37898	93.64	80.00



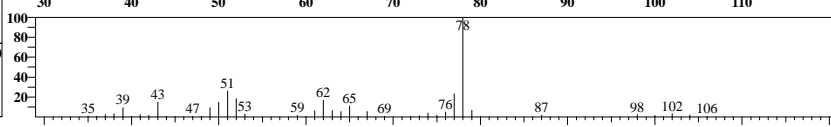
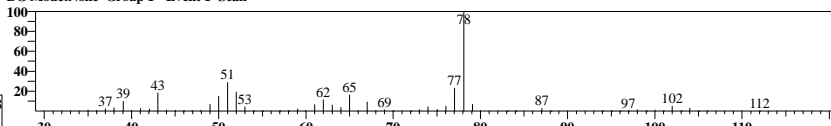
ID#:37 R.Time:4.350(Scan#:685)

MassPeaks:61
RawMode:Averaged 4.308-4.358(675-687)
BG Mode:None Group 1 - Event 1 Scan



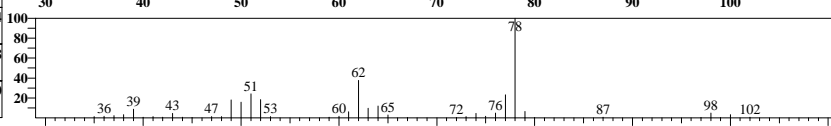
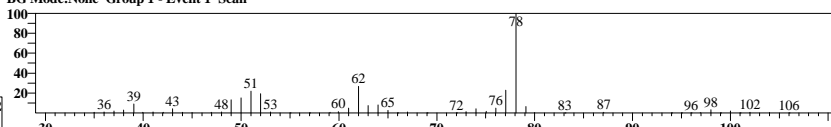
ID#:38 R.Time:4.358(Scan#:687)

MassPeaks:62
RawMode:Averaged 4.333-4.383(681-693)
BG Mode:None Group 1 - Event 1 Scan



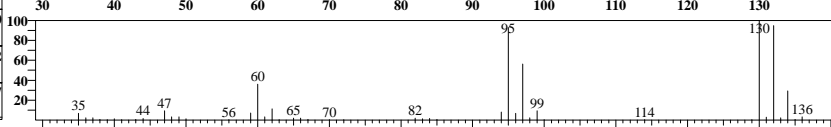
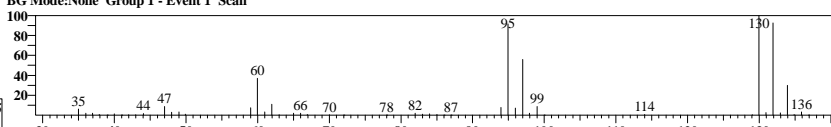
ID#:39 R.Time:4.367(Scan#:689)

MassPeaks:52
RawMode:Averaged 4.358-4.408(687-699)
BG Mode:None Group 1 - Event 1 Scan



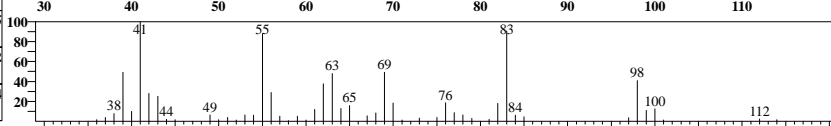
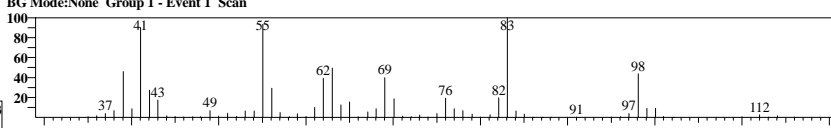
ID#:40 R.Time:4.825(Scan#:799)

MassPeaks:48
RawMode:Averaged 4.800-4.850(793-805)
BG Mode:None Group 1 - Event 1 Scan



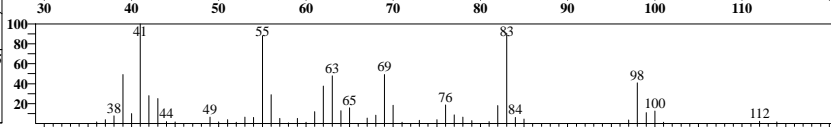
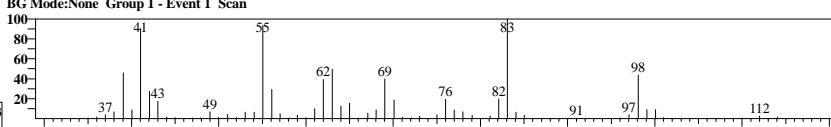
ID#:41 R.Time:5.025(Scan#:847)

MassPeaks:68
RawMode:Averaged 5.000-5.050(841-853)
BG Mode:None Group 1 - Event 1 Scan



ID#:42 R.Time:5.025(Scan#:847)

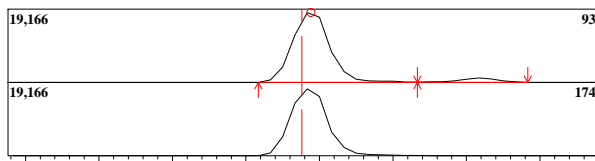
MassPeaks:68
RawMode:Averaged 5.000-5.050(841-853)
BG Mode:None Group 1 - Event 1 Scan



ID#:43 Name:Dibromomethane Type:Target No Manual Integration

Mass:93.00 R.T:5.094 Area:32944 Conc:20.82072ppb

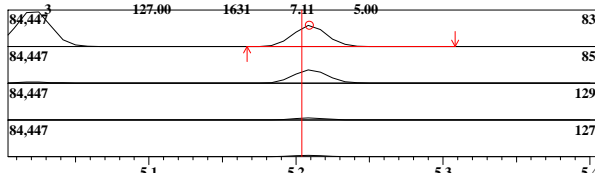
#	m/z	Area	Ratio	Reference
1	174.00	8738	96.27	30.00



ID#:44 Name:Bromodichloromethane Type:Target No Manual Integration

Mass:83.00 R.T:5.209 Area:82458 Conc:21.12946ppb

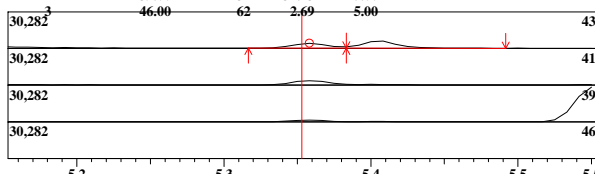
#	m/z	Area	Ratio	Reference
1	85.00	14566	63.48	63.00
2	129.00	2147	9.36	10.00
3	127.00	1631	7.11	5.00



ID#:45 Name:2-Nitropropane Type:Target No Manual Integration

Mass:43.00 R.T:5.358 Area:6999 Conc:17.25109ppb

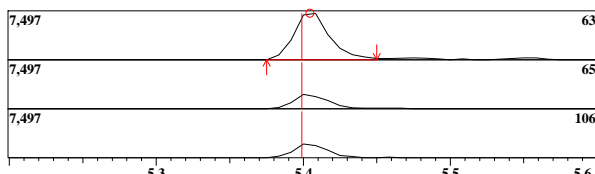
#	m/z	Area	Ratio	Reference
1	41.00	1906	*82.62	30.00
2	39.00	732	31.73	15.00
3	46.00	62	2.69	5.00



ID#:46 Name:2-Chloroethylvinyl ether Type:Target No Manual Integration

Mass:63.00 R.T:5.405 Area:12501 Conc:17.38437ppb

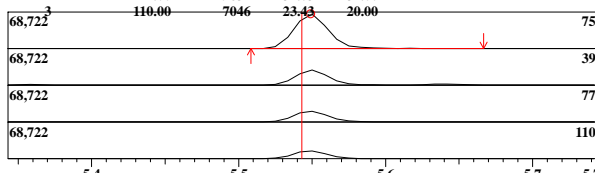
#	m/z	Area	Ratio	Reference
1	65.00	1032	29.72	30.00
2	106.00	992	28.57	25.00



ID#:47 Name:cis-1,3-Dichloropropene Type:Target No Manual Integration

Mass:75.00 R.T:5.549 Area:109086 Conc:21.06504ppb

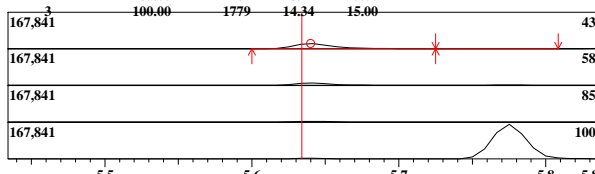
#	m/z	Area	Ratio	Reference
1	39.00	12993	43.21	60.00
2	77.00	9631	32.03	31.00
3	110.00	7046	23.43	20.00



ID#:48 Name:4-Methyl-2-Pentanone(MIBK) Type:Target No Manual Integration

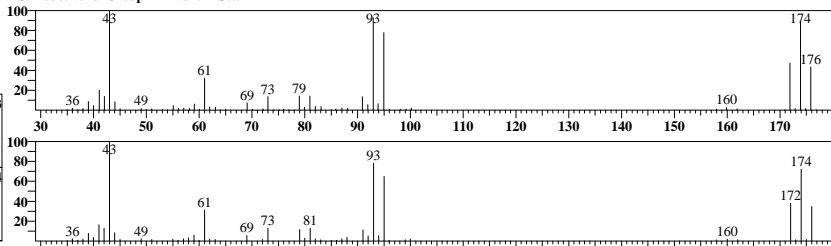
Mass:43.00 R.T:5.640 Area:46944 Conc:18.43950ppb

#	m/z	Area	Ratio	Reference
1	58.00	5456	43.99	40.00
2	85.00	2262	18.24	15.00
3	100.00	1779	14.34	15.00



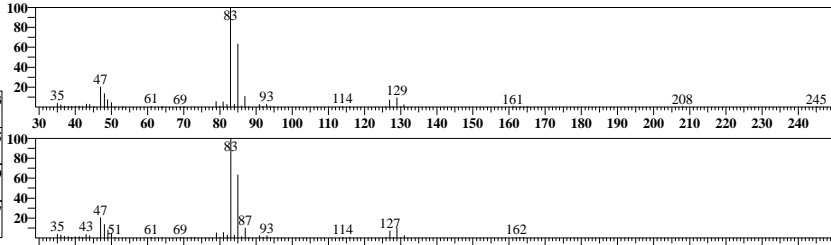
ID#:43 R.Time:5.092(Scan#:863)

MassPeaks:64 RawMode:Averaged 5.067-5.117(857-869) BG Mode:None Group 1 - Event 1 Scan



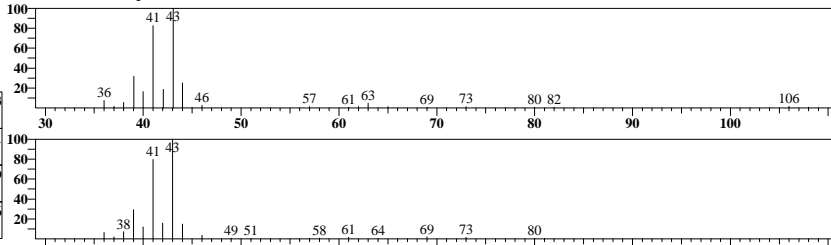
ID#:44 R.Time:5.208(Scan#:891)

MassPeaks:51 RawMode:Averaged 5.183-5.233(885-897) BG Mode:None Group 1 - Event 1 Scan



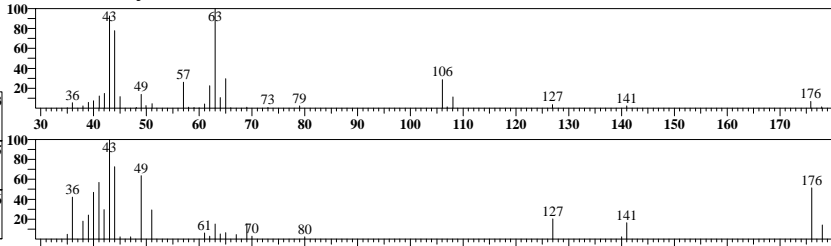
ID#:45 R.Time:5.358(Scan#:927)

MassPeaks:22 RawMode:Averaged 5.333-5.383(921-933) BG Mode:None Group 1 - Event 1 Scan



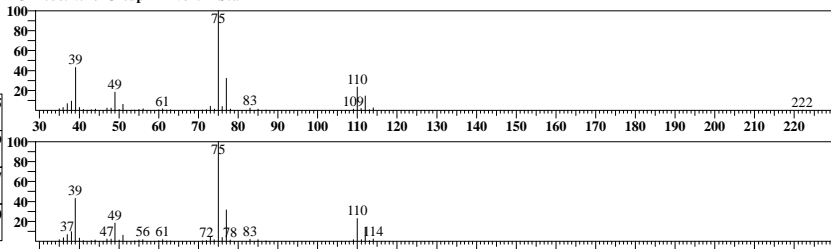
ID#:46 R.Time:5.408(Scan#:939)

MassPeaks:34 RawMode:Averaged 5.383-5.433(933-945) BG Mode:None Group 1 - Event 1 Scan



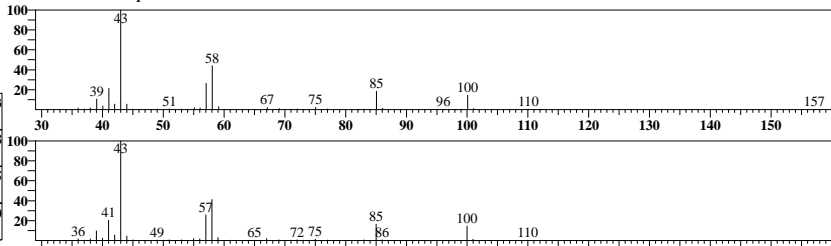
ID#:47 R.Time:5.550(Scan#:973)

MassPeaks:43 RawMode:Averaged 5.525-5.575(967-979) BG Mode:None Group 1 - Event 1 Scan



ID#:48 R.Time:5.642(Scan#:995)

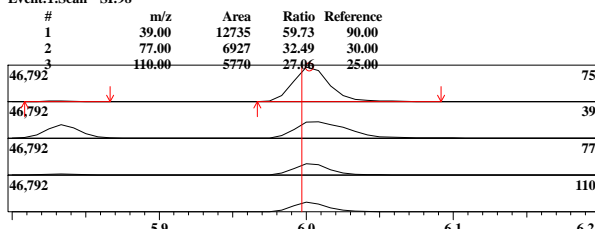
MassPeaks:41 RawMode:Averaged 5.617-5.667(989-1001) BG Mode:None Group 1 - Event 1 Scan



ID#:49 Name:trans-1,3-Dichloropropene Type:Target No Manual Integration

Mass:75.00 R.T:6.002 Area:77739 Conc:20.38313ppb

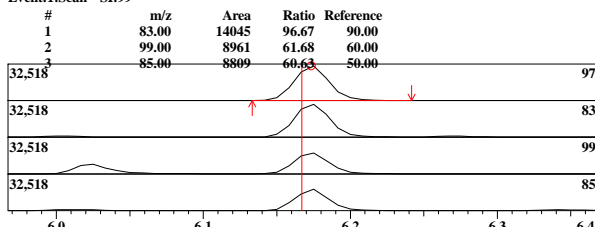
Event:1:Scan SI:98



ID#:50 Name:1,1,2-Trichloroethane Type:Target No Manual Integration

Mass:97.00 R.T:6.174 Area:52087 Conc:20.24979ppb

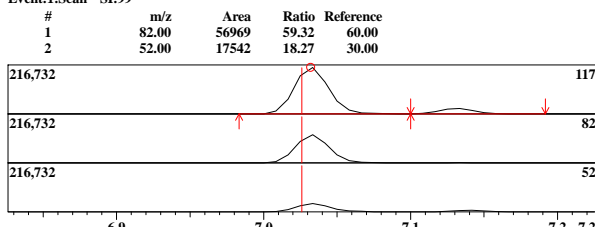
Event:1:Scan SI:99



ID#:51 Name:Chlorobenzene-d5 (IS) Type:ISTD No Manual Integration

Mass:117.00 R.T:7.032 Area:342533 Conc:50.00000ppb

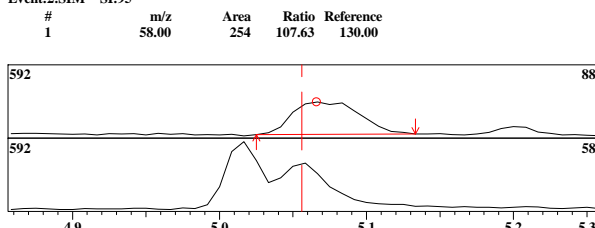
Event:1:Scan SI:99



ID#:52 Name:1,4-Dioxane Type:Target No Manual Integration

Mass:88.00 R.T:5.066 Area:836 Conc:20.20739ppb

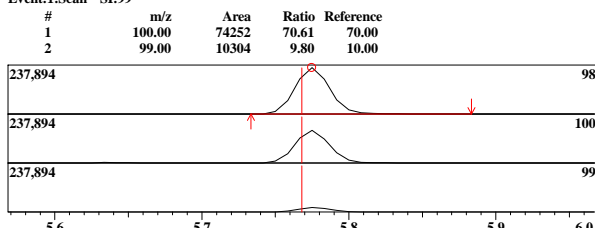
Event:2:SIM SI:95



ID#:53 Name:Toluene-d8 Type:Surrogate/SMC No Manual Integration

Mass:98.00 R.T:5.775 Area:376371 Conc:48.06014ppb

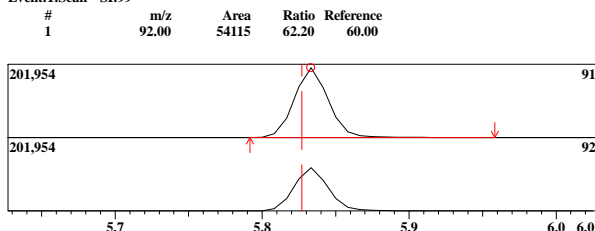
Event:1:Scan SI:99



ID#:54 Name:Toluene Type:Target No Manual Integration

Mass:91.00 R.T:5.833 Area:312549 Conc:21.82044ppb

Event:1:Scan SI:99




ID#:49 R.Time:6.017(Scan#:1085)

MassPeaks:64

RawMode:Averaged 5.975-6.025(1075-1087)

BG Mode:None Group 1 - Event 1 Scan

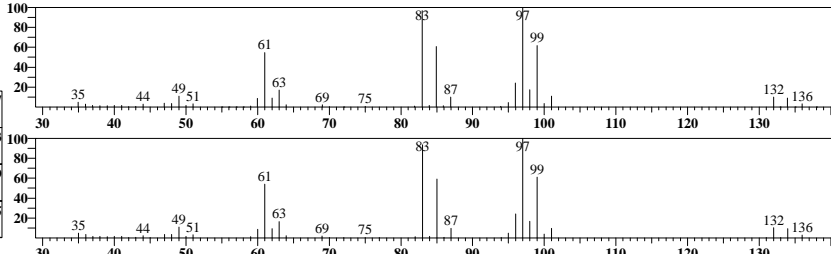


ID#:50 R.Time:6.175(Scan#:1123)

MassPeaks:49

RawMode:Averaged 6.150-6.200(1117-1129)

BG Mode:None Group 1 - Event 1 Scan

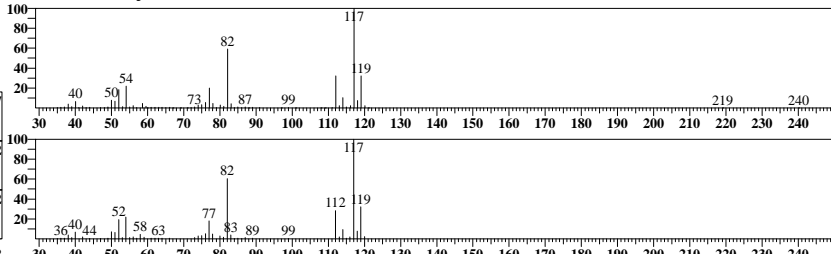


ID#:51 R.Time:7.033(Scan#:1329)

MassPeaks:70

RawMode:Averaged 7.008-7.058(1323-1335)

BG Mode:None Group 1 - Event 1 Scan

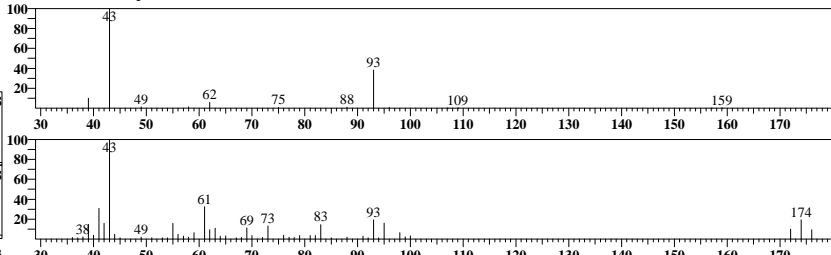


ID#:52 R.Time:5.050(Scan#:854)

MassPeaks:13

RawMode:Averaged 5.042-5.092(852-864)

BG Mode:None Group 1 - Event 2 SIM

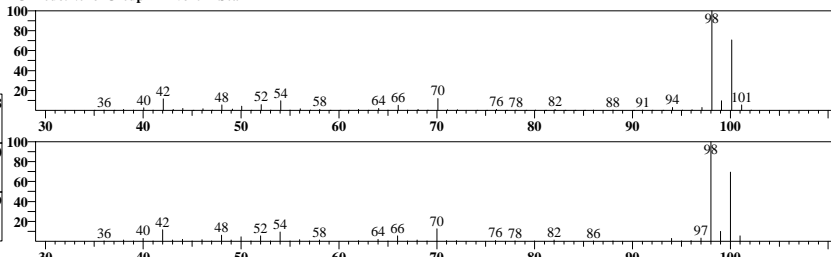


ID#:53 R.Time:5.775(Scan#:1027)

MassPeaks:65

RawMode:Averaged 5.750-5.800(1021-1033)

BG Mode:None Group 1 - Event 1 Scan

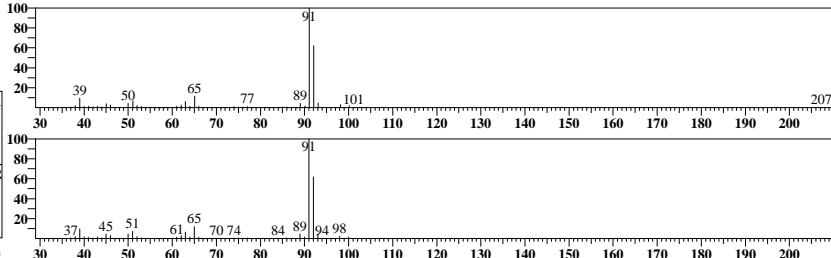


ID#:54 R.Time:5.833(Scan#:1041)

MassPeaks:57

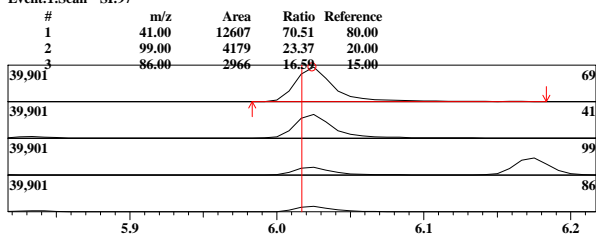
RawMode:Averaged 5.808-5.858(1035-1047)

BG Mode:None Group 1 - Event 1 Scan



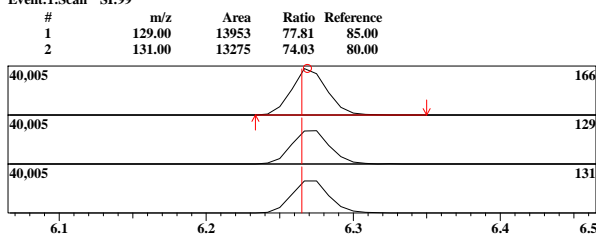
ID#:55 Name:Ethyl Methacrylate Type:Target No Manual Integration

Mass:69.00 R.T:6.024 Area:68951 Conc:20.23342ppb
Event:1:Scan SI:97



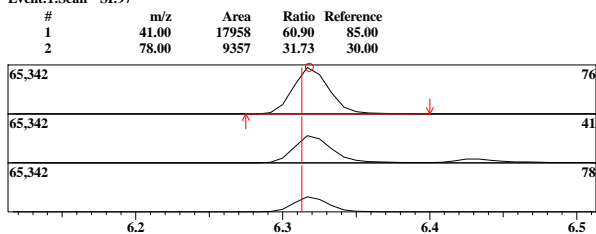
ID#:56 Name:Tetrachloroethene Type:Target No Manual Integration

Mass:166.00 R.T:6.269 Area:64477 Conc:21.77057ppb
Event:1:Scan SI:99



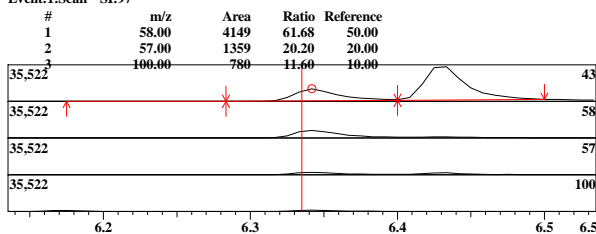
ID#:57 Name:1,3-Dichloropropane Type:Target No Manual Integration

Mass:76.00 R.T:6.318 Area:106306 Conc:20.12930ppb
Event:1:Scan SI:97



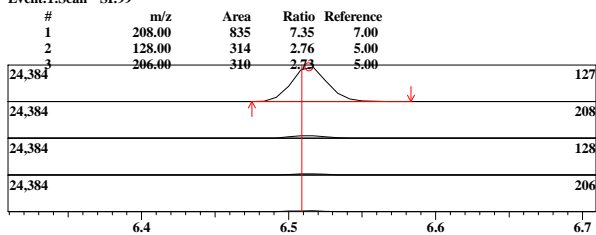
ID#:58 Name:2-Hexanone(MBK) Type:Target No Manual Integration

Mass:43.00 R.T:6.342 Area:24435 Conc:18.43559ppb
Event:1:Scan SI:97



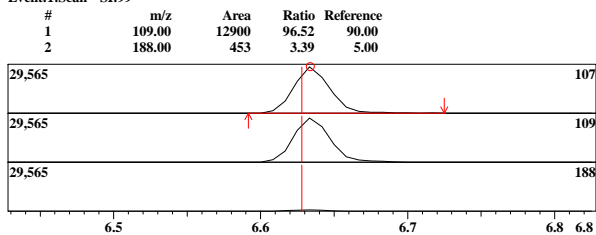
ID#:59 Name:Dibromochloromethane Type:Target No Manual Integration

Mass:127.00 R.T:6.514 Area:40473 Conc:22.25507ppb
Event:1:Scan SI:99



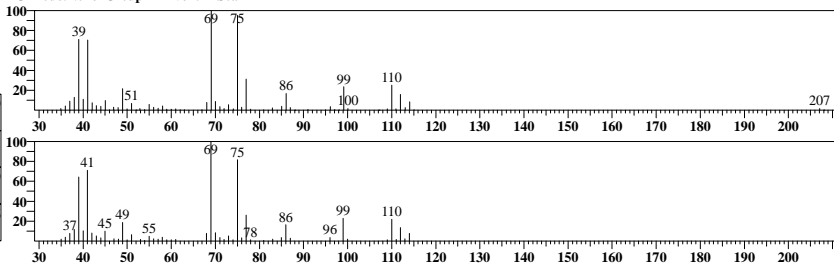
ID#:60 Name:1,2-Dibromoethane Type:Target No Manual Integration

Mass:107.00 R.T:6.634 Area:48504 Conc:20.80596ppb
Event:1:Scan SI:99



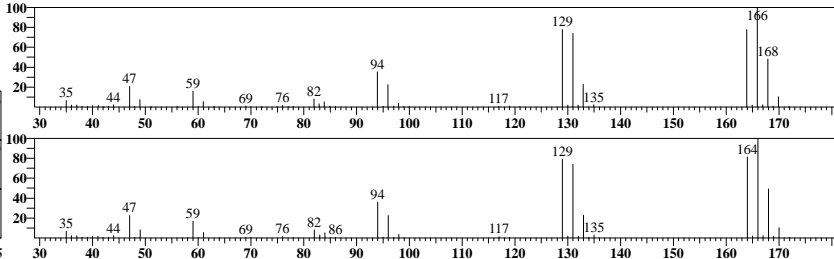
ID#:55 R.Time:6.017(Scan#:1085)

MassPeaks:64
RawMode:Averaged 6.000-6.050(1081-1093)
BG Mode:None Group 1 - Event 1 Scan



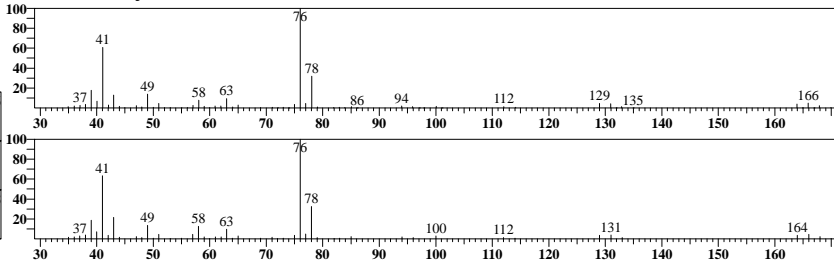
ID#:56 R.Time:6.267(Scan#:1145)

MassPeaks:56
RawMode:Averaged 6.242-6.292(1139-1151)
BG Mode:None Group 1 - Event 1 Scan



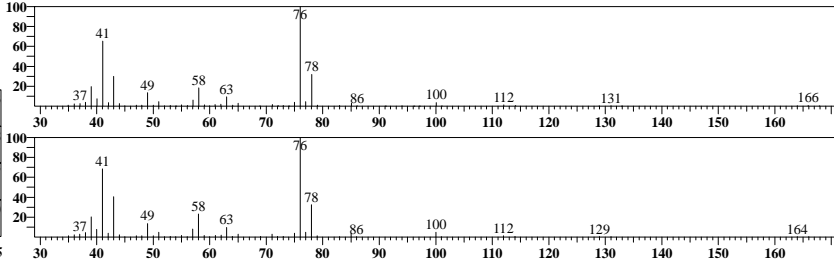
ID#:57 R.Time:6.317(Scan#:1157)

MassPeaks:63
RawMode:Averaged 6.292-6.342(1151-1163)
BG Mode:None Group 1 - Event 1 Scan



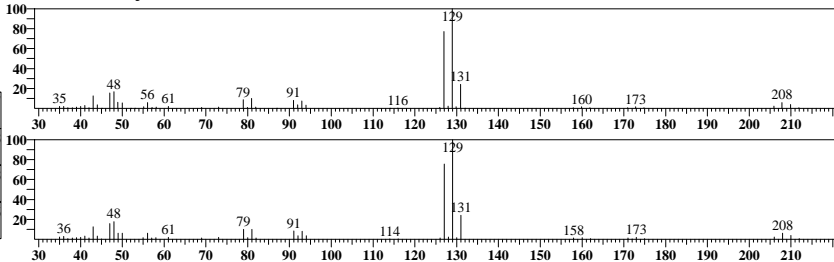
ID#:58 R.Time:6.325(Scan#:1159)

MassPeaks:57
RawMode:Averaged 6.317-6.367(1157-1169)
BG Mode:None Group 1 - Event 1 Scan



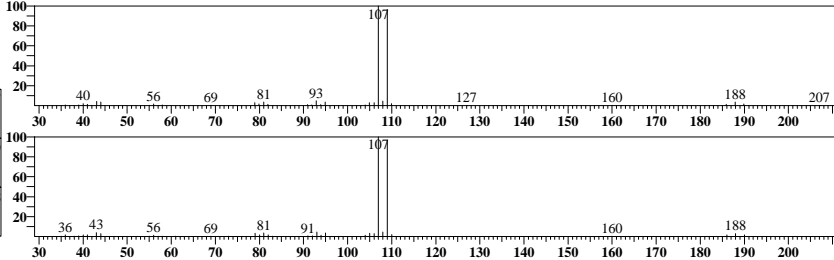
ID#:59 R.Time:6.517(Scan#:1205)

MassPeaks:52
RawMode:Averaged 6.492-6.542(1199-1211)
BG Mode:None Group 1 - Event 1 Scan



ID#:60 R.Time:6.633(Scan#:1233)

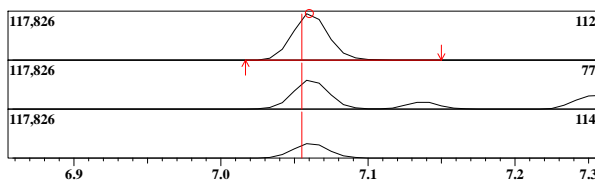
MassPeaks:35
RawMode:Averaged 6.608-6.658(1227-1239)
BG Mode:None Group 1 - Event 1 Scan



ID#:61 Name:Chlorobenzene Type:Target No Manual Integration

Mass:112.00 R.T:7.060 Area:195337 Conc:20.59030ppb
Event:1:Scan SI:98

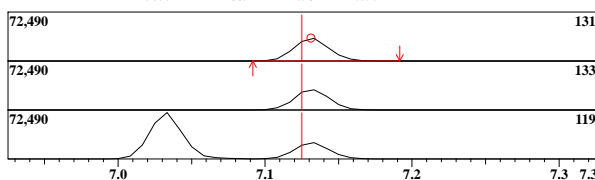
#	m/z	Area	Ratio	Reference
1	77.00	34477	63.41	65.00
2	114.00	17474	32.14	30.00



ID#:62 Name:1,1,1,2-Tetrachloroethane Type:Target No Manual Integration

Mass:131.00 R.T:7.131 Area:58004 Conc:22.51011ppb
Event:1:Scan SI:99

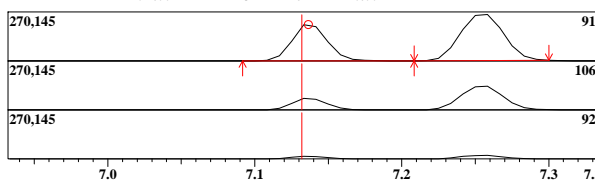
#	m/z	Area	Ratio	Reference
1	133.00	14691	89.94	90.00
2	119.00	11689	71.56	70.00



ID#:63 Name:Ethylbenzene Type:Target No Manual Integration

Mass:91.00 R.T:7.136 Area:341384 Conc:22.19961ppb
Event:1:Scan SI:99

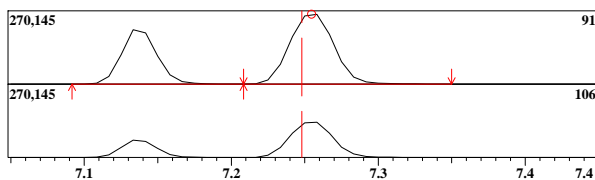
#	m/z	Area	Ratio	Reference
1	106.00	30990	32.41	33.00
2	92.00	7113	7.44	10.00



ID#:64 Name:Xylene-mp Type:Target No Manual Integration

Mass:91.00 R.T:7.255 Area:543379 Conc:42.83903ppb
Event:1:Scan SI:99

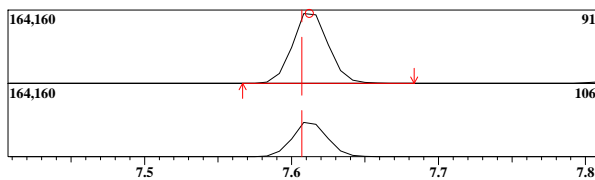
#	m/z	Area	Ratio	Reference
1	106.00	75440	50.11	30.00



ID#:65 Name:Xylene-o Type:Target No Manual Integration

Mass:91.00 R.T:7.612 Area:270939 Conc:21.89670ppb
Event:1:Scan SI:97

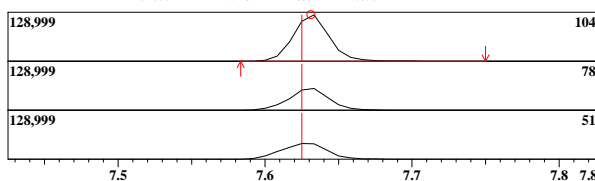
#	m/z	Area	Ratio	Reference
1	106.00	36906	48.53	50.00



ID#:66 Name:Styrene Type:Target No Manual Integration

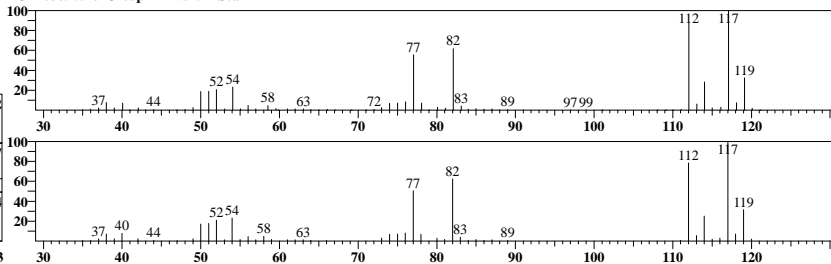
Mass:104.00 R.T:7.631 Area:212621 Conc:21.87884ppb
Event:1:Scan SI:99

#	m/z	Area	Ratio	Reference
1	78.00	30256	51.52	50.00
2	51.00	24576	41.85	40.00



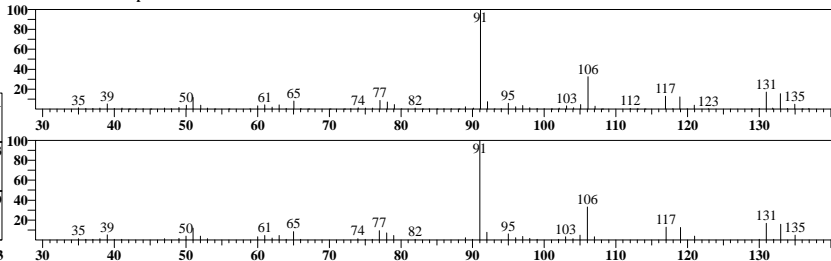
ID#:61 R.Time:7.042(Scan#:1331)

MassPeaks:69
RawMode:Averaged 7.033-7.083(1329-1341)
BG Mode:None Group 1 - Event 1 Scan



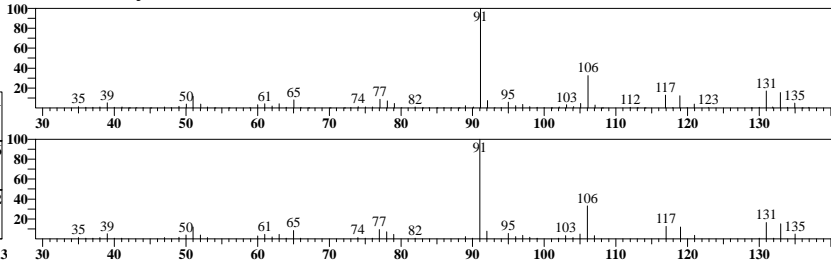
ID#:62 R.Time:7.133(Scan#:1353)

MassPeaks:84
RawMode:Averaged 7.108-7.158(1347-1359)
BG Mode:None Group 1 - Event 1 Scan



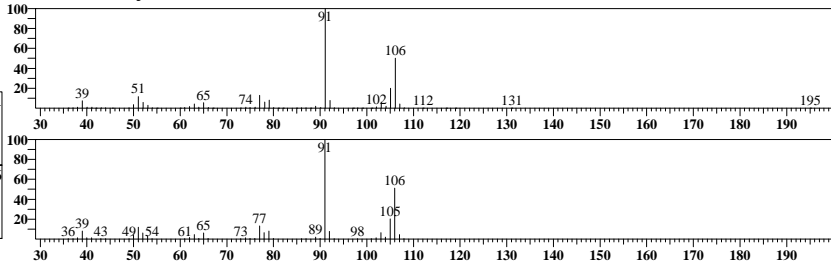
ID#:63 R.Time:7.133(Scan#:1353)

MassPeaks:84
RawMode:Averaged 7.108-7.158(1347-1359)
BG Mode:None Group 1 - Event 1 Scan



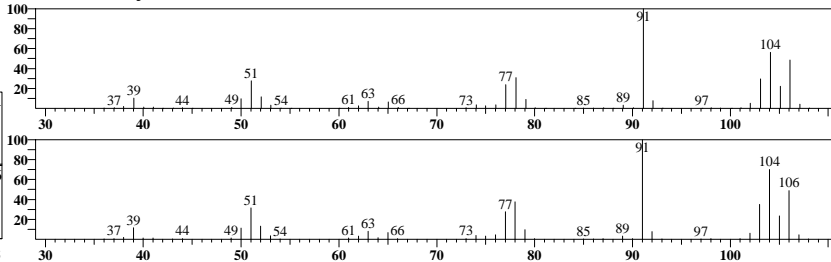
ID#:64 R.Time:7.258(Scan#:1383)

MassPeaks:60
RawMode:Averaged 7.233-7.283(1377-1389)
BG Mode:None Group 1 - Event 1 Scan



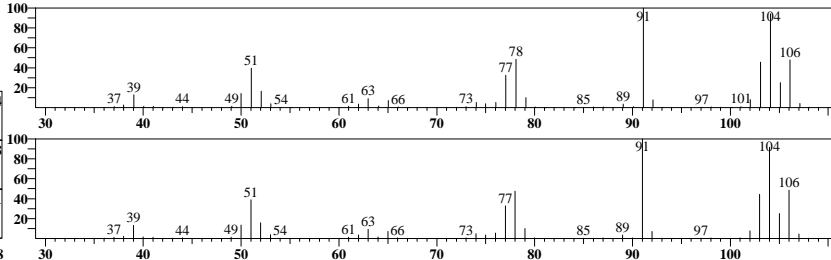
ID#:65 R.Time:7.617(Scan#:1469)

MassPeaks:56
RawMode:Averaged 7.583-7.633(1461-1473)
BG Mode:None Group 1 - Event 1 Scan



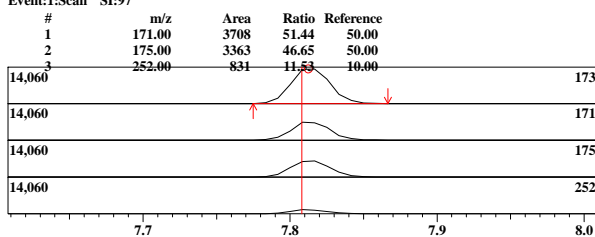
ID#:66 R.Time:7.617(Scan#:1469)

MassPeaks:56
RawMode:Averaged 7.608-7.658(1467-1479)
BG Mode:None Group 1 - Event 1 Scan

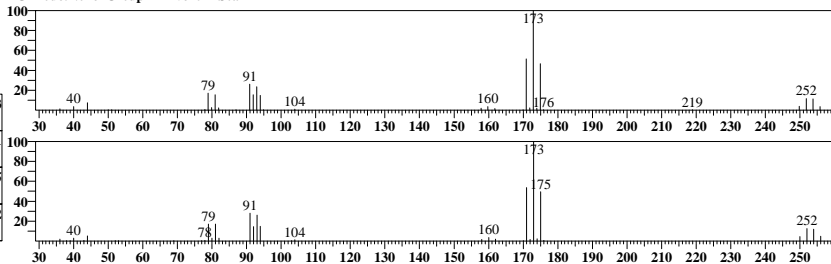


ID#:67 Name:Bromoform Type:Target No Manual Integration

Mass:173.00 R.T:7.813 Area:25703 Conc:21.35767ppb

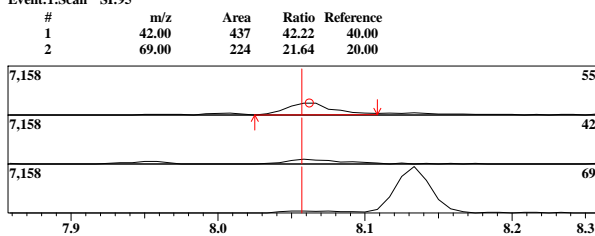


ID#:67 R.Time:7.817(Scan#:1517)
MassPeaks:32
RawMode:Averaged 7.792-7.842(1511-1523)
BG Mode:None Group 1 - Event 1 Scan

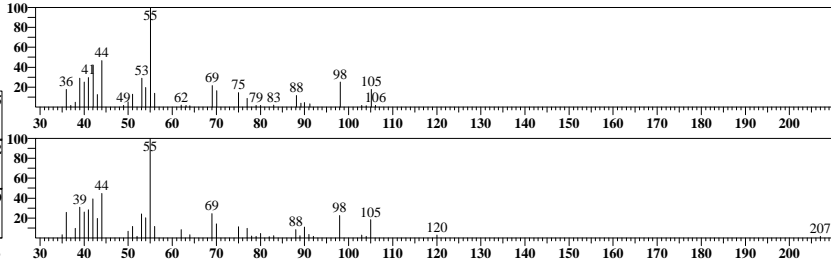


ID#:68 Name:Cyclohexanone Type:Target No Manual Integration

Mass:55.00 R.T:8.062 Area:3863 Conc:36.39090ppb

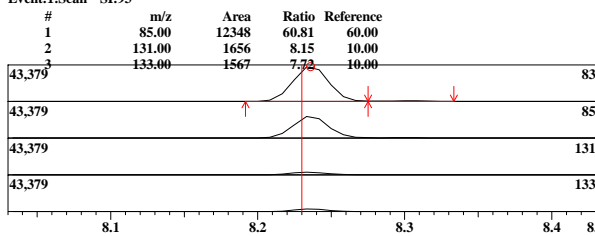


ID#:68 R.Time:8.058(Scan#:1575)
MassPeaks:35
RawMode:Averaged 8.033-8.083(1569-1581)
BG Mode:None Group 1 - Event 1 Scan

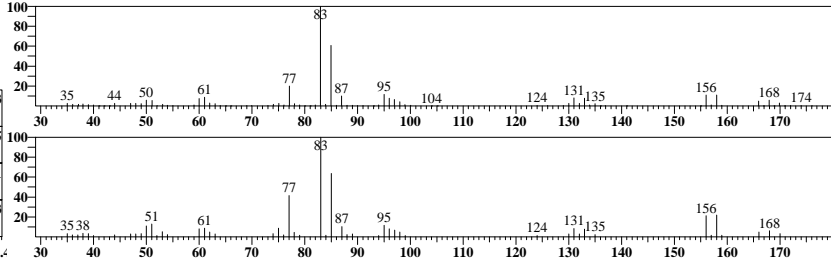


ID#:69 Name:1,1,1,2,2-Tetrachloroethane Type:Target No Manual Integration

Mass:83.00 R.T:8.236 Area:72176 Conc:22.14282ppb

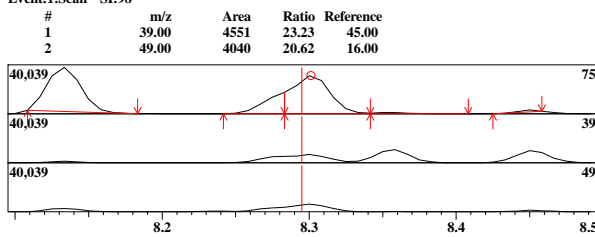


ID#:69 R.Time:8.233(Scan#:1617)
MassPeaks:84
RawMode:Averaged 8.208-8.258(1611-1623)
BG Mode:None Group 1 - Event 1 Scan

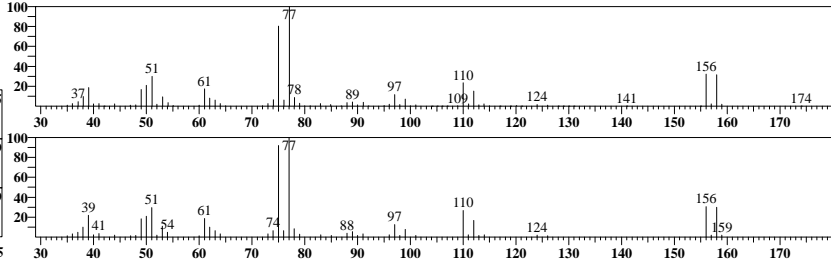


ID#:70 Name:1,2,3-Trichloropropane Type:Target Manual Integration Performed
Manual Reason: Split Peak ABO 01/26/22

Mass:75.00 R.T:8.301 Area:50585 Conc:18.85499ppb

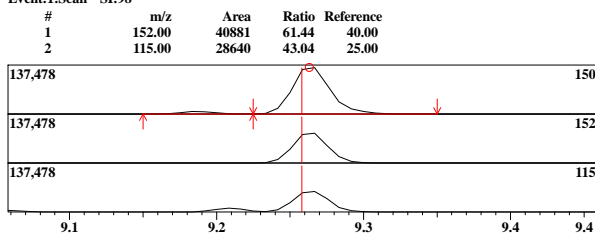


ID#:70 R.Time:8.292(Scan#:1631)
MassPeaks:77
RawMode:Averaged 8.283-8.325(1629-1639)
BG Mode:None Group 1 - Event 1 Scan

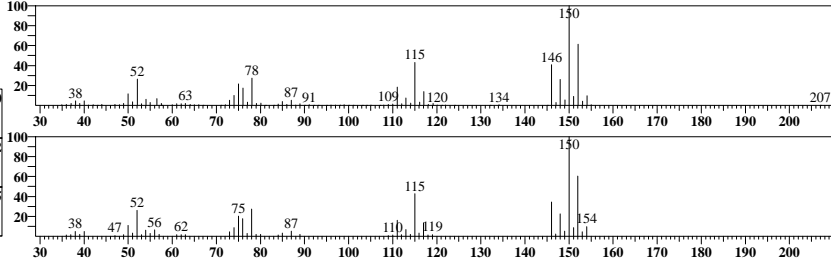


ID#:71 Name:1,4-Dichlorobenzene-d4 (IS) Type:ISTD No Manual Integration

Mass:150.00 R.T:9.263 Area:239753 Conc:50.00000ppb

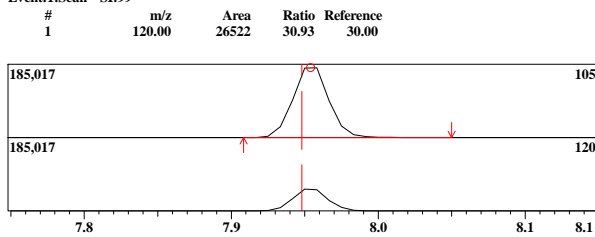


ID#:71 R.Time:9.267(Scan#:1865)
MassPeaks:93
RawMode:Averaged 9.242-9.292(1859-1871)
BG Mode:None Group 1 - Event 1 Scan

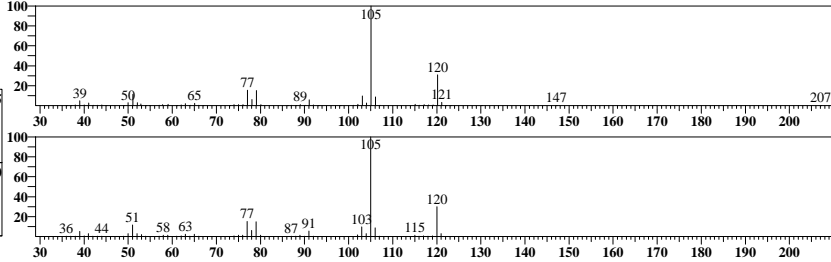


ID#:72 Name:Isopropylbenzene Type:Target No Manual Integration

Mass:105.00 R.T:7.954 Area:306467 Conc:22.18518ppb



ID#:72 R.Time:7.950(Scan#:1549)
MassPeaks:63
RawMode:Averaged 7.925-7.975(1543-1555)
BG Mode:None Group 1 - Event 1 Scan

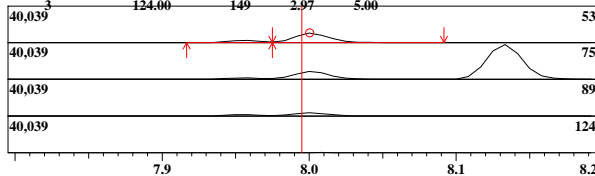


ID#:73 Name:Trans-1,4-Dichloro-2-butene Type:Target No Manual Integration

Mass:53.00 R.T:8.000 Area:18166 Conc:20.47773ppb

Event:1:Scan SI:95

#	m/z	Area	Ratio	Reference
1	75.00	4158	82.76	90.00
2	89.00	1802	35.87	30.00
3	124.00	149	2.97	5.00

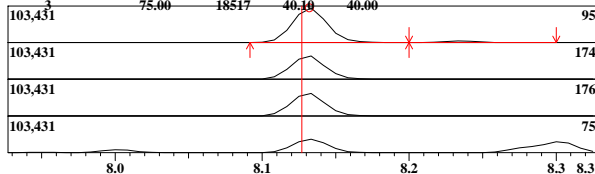


ID#:74 Name:Bromofluorobenzene Type:Surrogate/SMC No Manual Integration

Mass:95.00 R.T:8.132 Area:164535 Conc:50.45978ppb

Event:1:Scan SI:99

#	m/z	Area	Ratio	Reference
1	174.00	30849	66.81	50.00
2	176.00	30238	65.48	50.00
3	75.00	18517	40.10	40.00

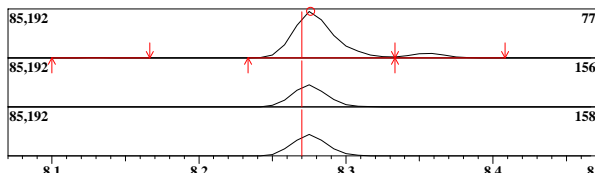


ID#:75 Name:Bromobenzene Type:Target No Manual Integration

Mass:77.00 R.T:8.276 Area:157203 Conc:20.98411ppb

Event:1:Scan SI:97

#	m/z	Area	Ratio	Reference
1	156.00	18248	43.61	40.00
2	158.00	17818	42.58	35.00

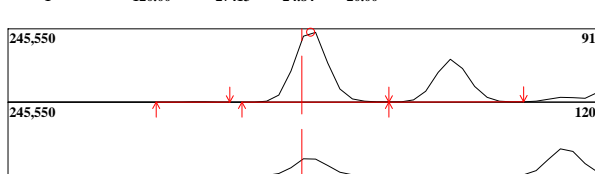


ID#:76 Name:n-Propylbenzene Type:Target No Manual Integration

Mass:91.00 R.T:8.355 Area:387964 Conc:23.16177ppb

Event:1:Scan SI:99

#	m/z	Area	Ratio	Reference
1	120.00	27413	24.84	20.00

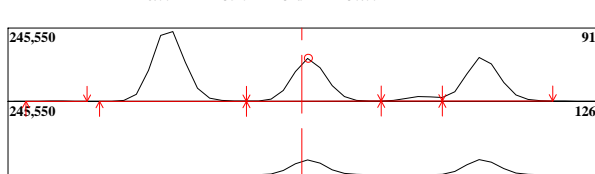


ID#:77 Name:2-Chlorotoluene Type:Target No Manual Integration

Mass:91.00 R.T:8.451 Area:235232 Conc:22.50429ppb

Event:1:Scan SI:99

#	m/z	Area	Ratio	Reference
1	126.00	23579	34.94	30.00

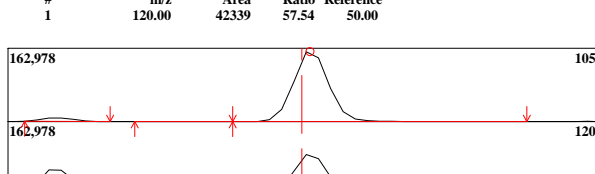


ID#:78 Name:1,3,5-Trimethylbenzene Type:Target No Manual Integration

Mass:105.00 R.T:8.528 Area:263584 Conc:21.96704ppb

Event:1:Scan SI:98

#	m/z	Area	Ratio	Reference
1	120.00	42339	57.54	50.00

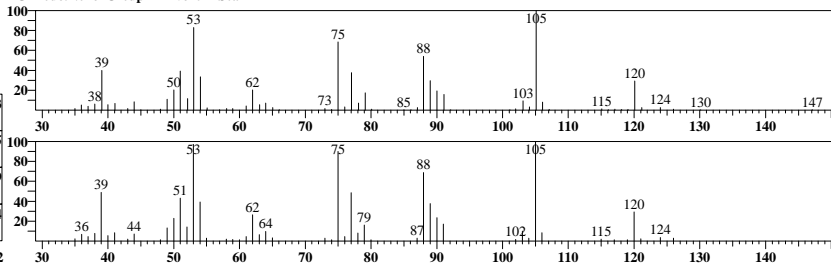


ID#:73 R.Time:8.000(Scan#:1561)

MassPeaks:61

RawMode:Averaged 7.975-8.025(1555-1567)

BG Mode:None Group 1 - Event 1 Scan

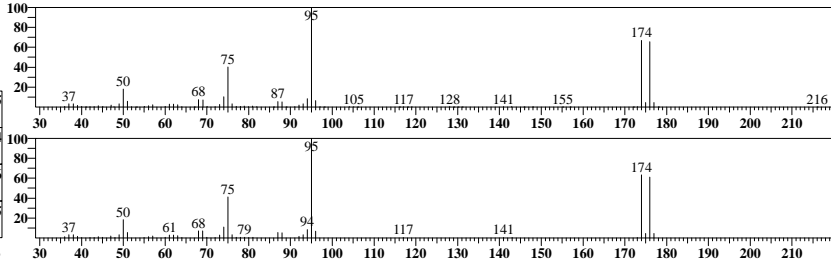


ID#:74 R.Time:8.133(Scan#:1593)

MassPeaks:77

RawMode:Averaged 8.108-8.158(1587-1599)

BG Mode:None Group 1 - Event 1 Scan

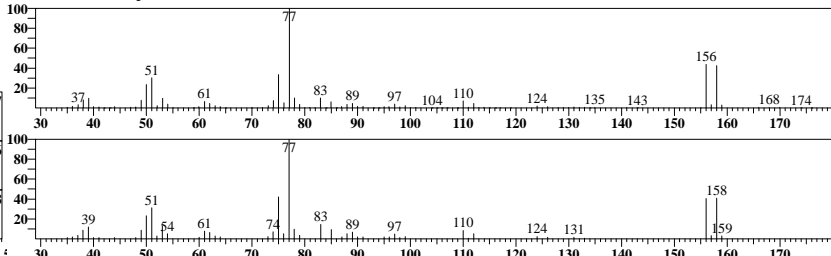


ID#:75 R.Time:8.275(Scan#:1627)

MassPeaks:92

RawMode:Averaged 8.250-8.300(1621-1633)

BG Mode:None Group 1 - Event 1 Scan

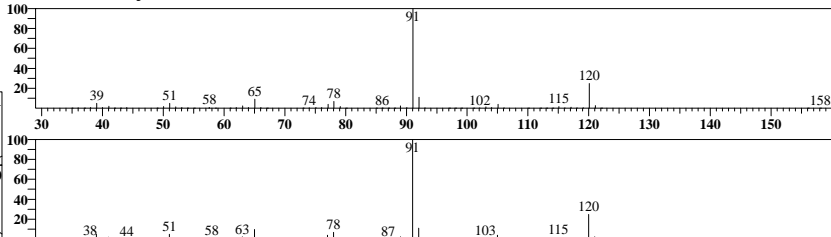


ID#:76 R.Time:8.358(Scan#:1647)

MassPeaks:67

RawMode:Averaged 8.333-8.383(1641-1653)

BG Mode:None Group 1 - Event 1 Scan

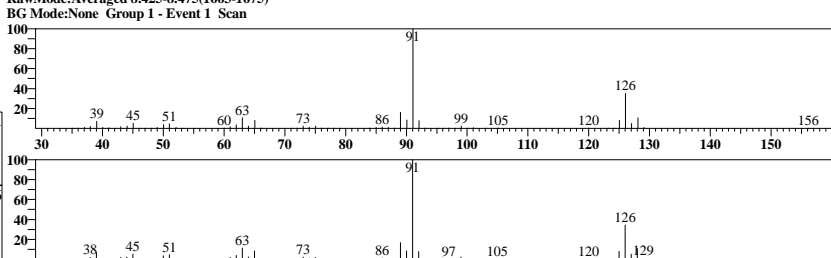


ID#:77 R.Time:8.450(Scan#:1669)

MassPeaks:64

RawMode:Averaged 8.425-8.475(1663-1675)

BG Mode:None Group 1 - Event 1 Scan

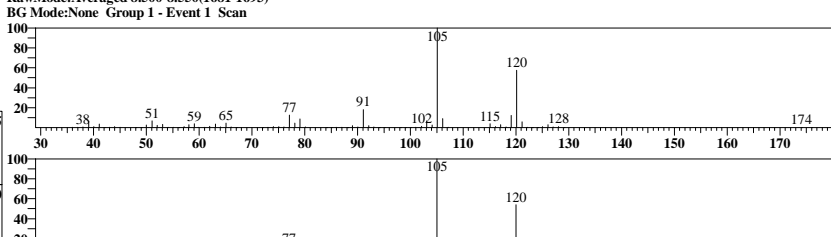


ID#:78 R.Time:8.525(Scan#:1687)

MassPeaks:78

RawMode:Averaged 8.500-8.550(1681-1693)

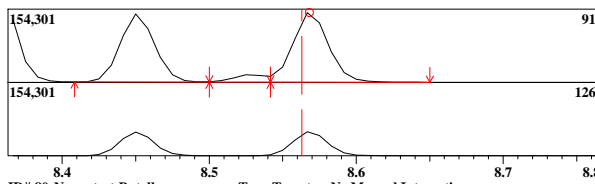
BG Mode:None Group 1 - Event 1 Scan



ID#:79 Name:4-Chlorotoluene Type:Target No Manual Integration

Mass:91.00 R.T:8.568 Area:245145 Conc:22.72232ppb
Event:1:Scan SI:98

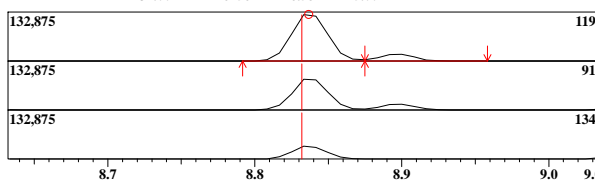
#	m/z	Area	Ratio	Reference
1	126.00	23989	33.79	30.00



ID#:80 Name:tert-Butylbenzene Type:Target No Manual Integration

Mass:119.00 R.T:8.837 Area:225336 Conc:23.65995ppb
Event:1:Scan SI:99

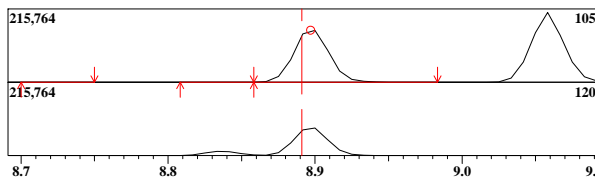
#	m/z	Area	Ratio	Reference
1	91.00	41307	65.52	70.00
2	134.00	16756	26.58	25.00



ID#:81 Name:1,2,4-Trimethylbenzene Type:Target No Manual Integration

Mass:105.00 R.T:8.897 Area:261916 Conc:22.12266ppb
Event:1:Scan SI:99

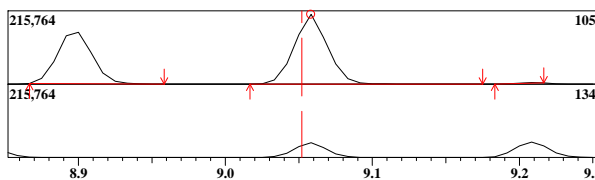
#	m/z	Area	Ratio	Reference
1	120.00	38974	52.74	45.00



ID#:82 Name:sec-Butylbenzene Type:Target No Manual Integration

Mass:105.00 R.T:9.058 Area:323990 Conc:22.52204ppb
Event:1:Scan SI:99

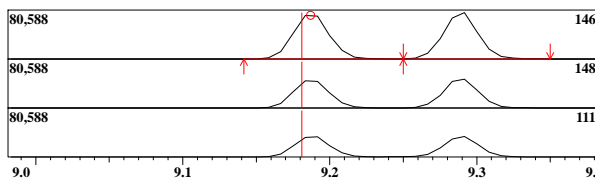
#	m/z	Area	Ratio	Reference
1	134.00	19278	21.09	20.00



ID#:83 Name:1,3-Dichlorobenzene Type:Target No Manual Integration

Mass:146.00 R.T:9.187 Area:128989 Conc:22.17445ppb
Event:1:Scan SI:96

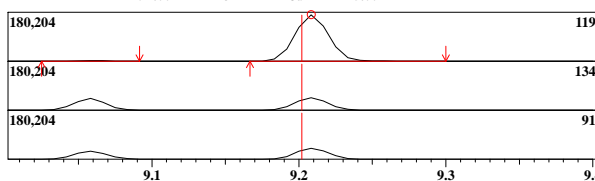
#	m/z	Area	Ratio	Reference
1	148.00	22677	62.76	60.00
2	111.00	16525	45.73	45.00



ID#:84 Name:p-iso-Propyltoluene Type:Target No Manual Integration



Mass:119.00 R.T:9.208 Area:277370 Conc:23.92189ppb
Event:1:Scan SI:98

#	m/z	Area	Ratio	Reference
1	134.00	21360	27.28	30.00
2	91.00	18727	23.91	25.00



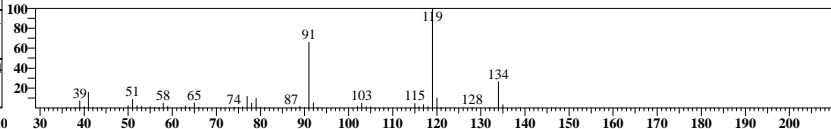
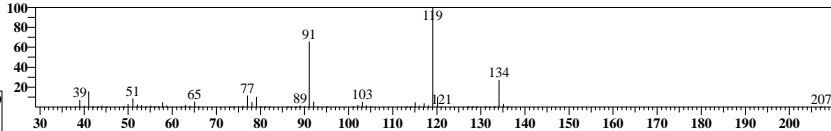
ID#:79 R.Time:8.567(Scan#:1697)

MassPeaks:80
RawMode:Averaged 8.542-8.592(1691-1703)
BG Mode:None Group 1 - Event 1 Scan



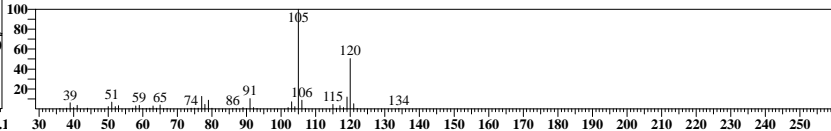
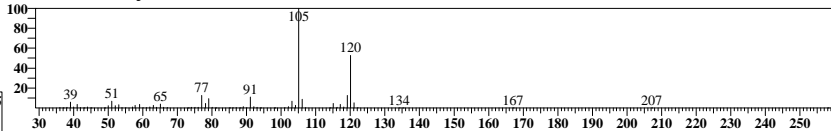
ID#:80 R.Time:8.833(Scan#:1761)

MassPeaks:68
RawMode:Averaged 8.808-8.858(1755-1767)
BG Mode:None Group 1 - Event 1 Scan




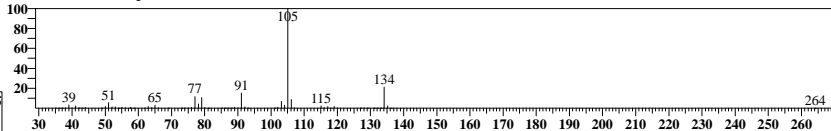
ID#:81 R.Time:8.900(Scan#:1777)

MassPeaks:69
RawMode:Averaged 8.875-8.925(1771-1783)
BG Mode:None Group 1 - Event 1 Scan



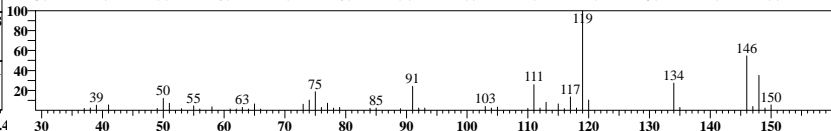
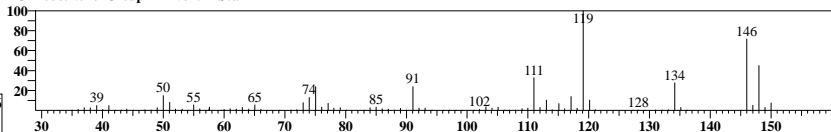
ID#:82 R.Time:9.058(Scan#:1815)

MassPeaks:68
RawMode:Averaged 9.033-9.083(1809-1821)
BG Mode:None Group 1 - Event 1 Scan



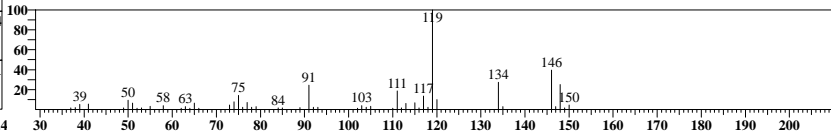
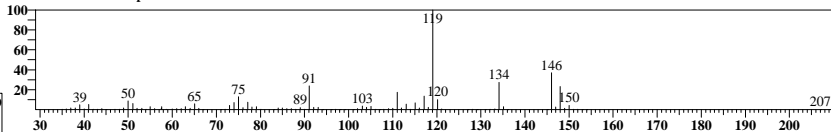
ID#:83 R.Time:9.200(Scan#:1849)

MassPeaks:96
RawMode:Averaged 9.158-9.208(1839-1851)
BG Mode:None Group 1 - Event 1 Scan



ID#:84 R.Time:9.208(Scan#:1851)

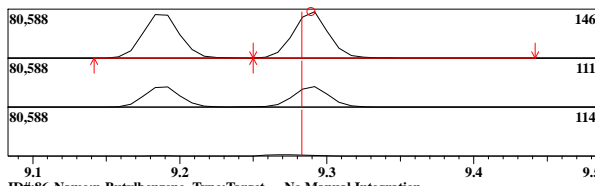
MassPeaks:99
RawMode:Averaged 9.183-9.233(1845-1857)
BG Mode:None Group 1 - Event 1 Scan



ID#:85 Name:1,4-Dichlorobenzene Type:Target No Manual Integration

Mass:146.00 R.T:9.289 Area:130414 Conc:21.70878ppb
Event:1:Scan SI:98

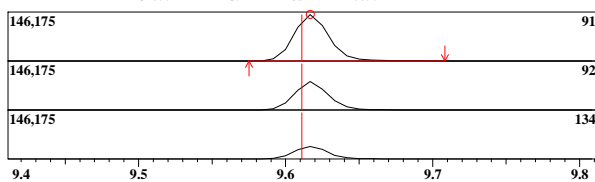
#	m/z	Area	Ratio	Reference
1	111.00	16544	45.71	44.00
2	114.00	1216	3.36	2.00



ID#:86 Name:n-Butylbenzene Type:Target No Manual Integration

Mass:91.00 R.T:9.617 Area:232463 Conc:22.72731ppb
Event:1:Scan SI:99

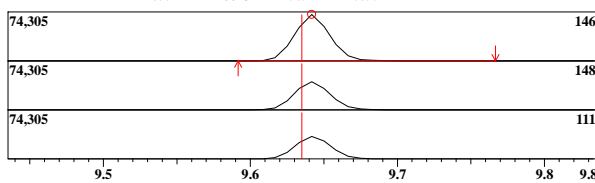
#	m/z	Area	Ratio	Reference
1	92.00	38672	59.85	60.00
2	134.00	17397	26.92	25.00



ID#:87 Name:1,2-Dichlorobenzene Type:Target No Manual Integration

Mass:146.00 R.T:9.642 Area:120701 Conc:21.66732ppb
Event:1:Scan SI:99

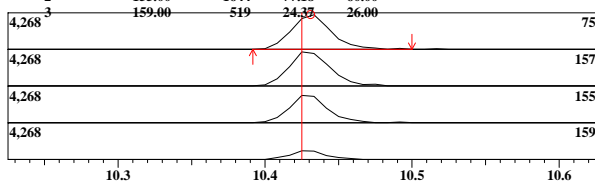
#	m/z	Area	Ratio	Reference
1	148.00	21058	62.76	60.00
2	111.00	16613	49.51	45.00



ID#:88 Name:1,2-Dibromo-3-chloropropane Type:Target No Manual Integration

Mass:75.00 R.T:10.431 Area:7797 Conc:19.50638ppb
Event:1:Scan SI:96

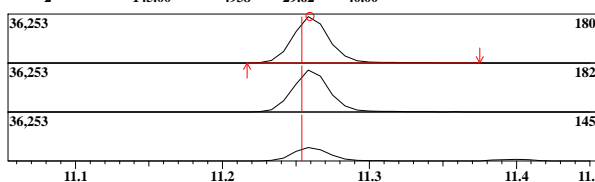
#	m/z	Area	Ratio	Reference
1	157.00	2165	101.64	80.00
2	155.00	1644	77.18	60.00
3	159.00	519	24.32	26.00



ID#:89 Name:1,2,4-Trichlorobenzene Type:Target No Manual Integration

Mass:180.00 R.T:11.260 Area:61147 Conc:24.23958ppb
Event:1:Scan SI:98

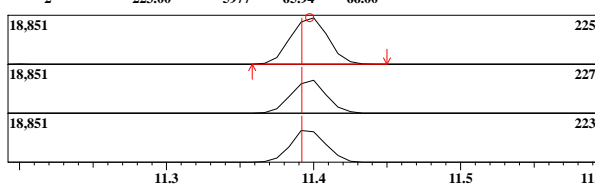
#	m/z	Area	Ratio	Reference
1	182.00	15199	91.16	90.00
2	145.00	4938	29.62	40.00



ID#:90 Name:Hexachlorobutadiene Type:Target No Manual Integration

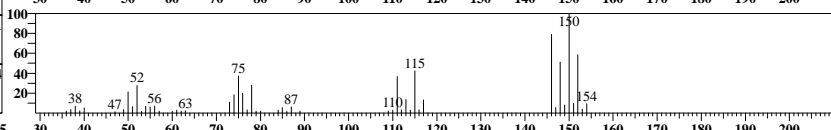
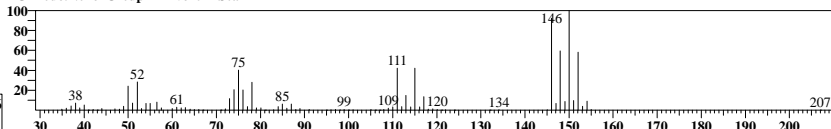
Mass:225.00 R.T:11.398 Area:32064 Conc:23.13430ppb
Event:1:Scan SI:98

#	m/z	Area	Ratio	Reference
1	227.00	6084	67.11	66.00
2	223.00	5977	65.94	66.00




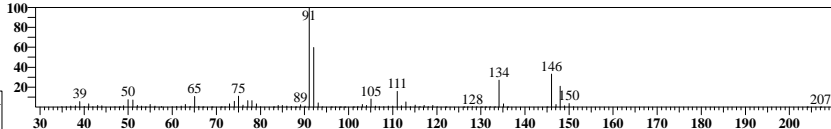
ID#:85 R.Time:9.275(Scan#:1867)

MassPeaks:88
RawMode:Averaged 9.267-9.317(1865-1877)
BG Mode:None Group 1 - Event 1 Scan



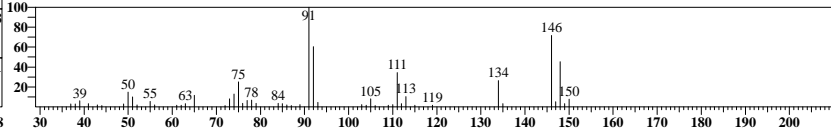
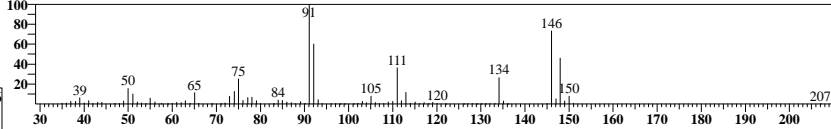
ID#:86 R.Time:9.617(Scan#:1949)

MassPeaks:98
RawMode:Averaged 9.592-9.642(1943-1955)
BG Mode:None Group 1 - Event 1 Scan




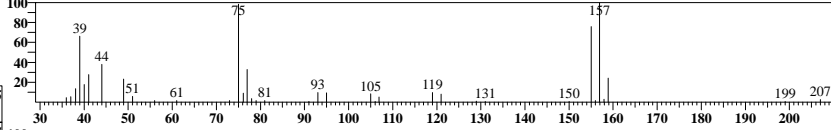
ID#:87 R.Time:9.625(Scan#:1951)

MassPeaks:97
RawMode:Averaged 9.617-9.667(1949-1961)
BG Mode:None Group 1 - Event 1 Scan



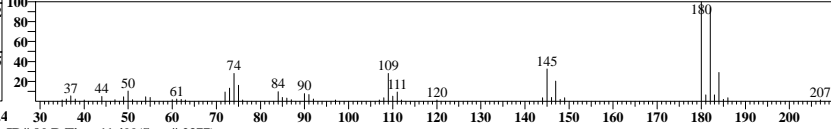
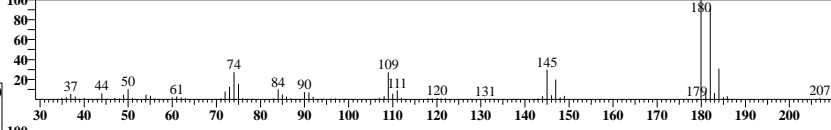
ID#:88 R.Time:10.433(Scan#:2145)

MassPeaks:36
RawMode:Averaged 10.408-10.458(2139-2151)
BG Mode:None Group 1 - Event 1 Scan



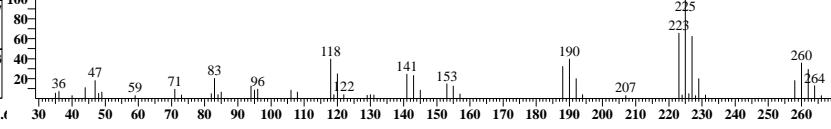
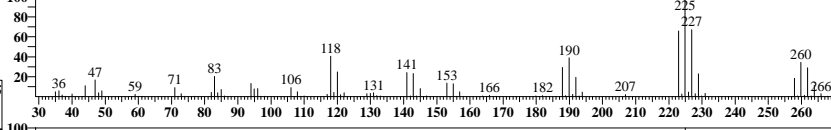
ID#:89 R.Time:11.258(Scan#:2343)

MassPeaks:71
RawMode:Averaged 11.233-11.283(2337-2349)
BG Mode:None Group 1 - Event 1 Scan



ID#:90 R.Time:11.400(Scan#:2377)

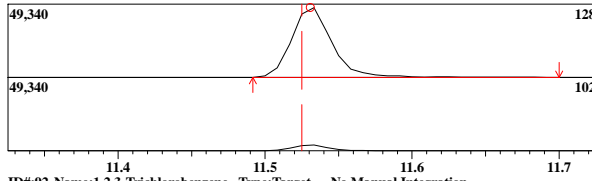
MassPeaks:86
RawMode:Averaged 11.375-11.425(2371-2383)
BG Mode:None Group 1 - Event 1 Scan



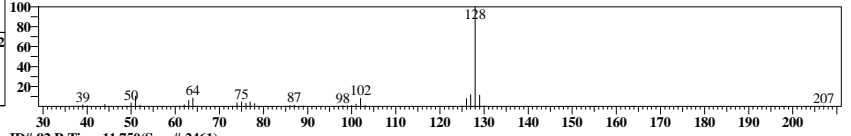
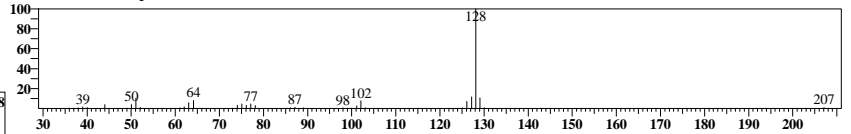
ID#:91 Name:Naphthalene Type:Target No Manual Integration

Mass:128.00 R.T:11.531 Area:91022 Conc:21.52129ppb

#	m/z	Area	Ratio	Reference
1	102.00	1899	7.80	2.00



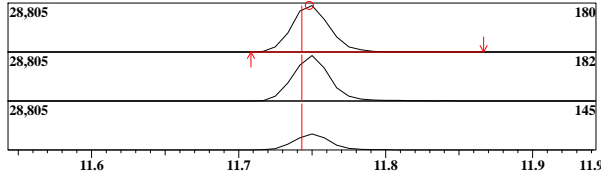
ID#:91 R.Time:11.533(Scan#:2409)
MassPeaks:42
RawMode:Averaged 11.508-11.558(2403-2415)
BG Mode:None Group 1 - Event 1 Scan



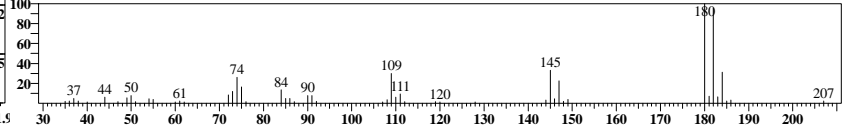
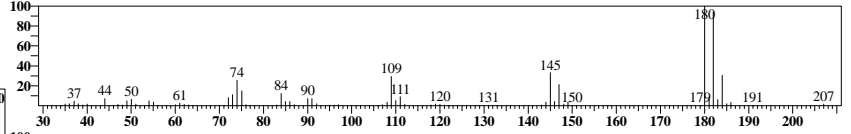
ID#:92 Name:1,2,3-Trichlorobenzene Type:Target No Manual Integration

Mass:180.00 R.T:11.748 Area:50743 Conc:22.70439ppb

#	m/z	Area	Ratio	Reference
1	182.00	13098	94.22	90.00
2	145.00	4606	33.13	40.00



ID#:92 R.Time:11.750(Scan#:2461)
MassPeaks:72
RawMode:Averaged 11.725-11.775(2455-2467)
BG Mode:None Group 1 - Event 1 Scan



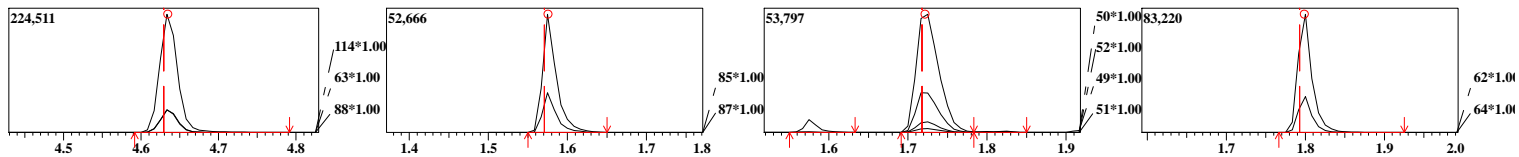
Before Manual Integrations

Analyst: ABO
Method: 8260C
Sample ID: CCV/4178676LCS/4178687LCS
Date: 1/21/2022
Time: 09:17:27
Dilution: 1

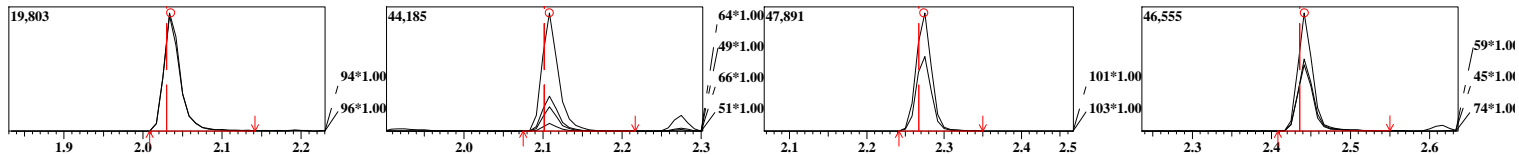
Instr: J1A Trace Number:
Batch:
Method File: C:\GCMSsolution\Data\8260-W-220110A.qgm
Sample Name: CCV/LCS

Data File: C:\GCMSsolution\Data\220121A003.qgd

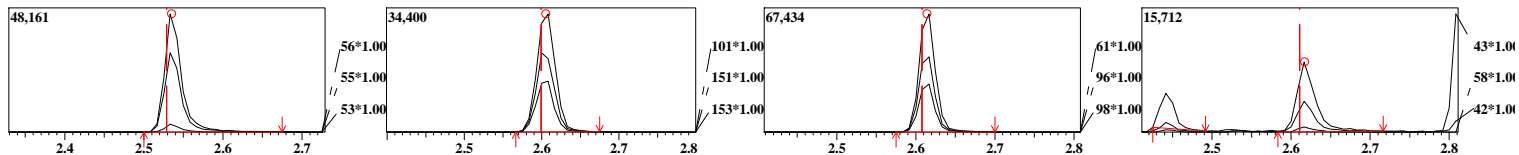
ID#:1 Mass:114.00 R.T:4.635 Area:348312 Conc:50.00000ppm	Name:1,4-Difluorobenzene (IS) Type:ISTD	ID#:2 Mass:85.00 R.T:1.576 Area:61154 Conc:17.43326ppm	Name:Dichlorodifluoromethane Type:Target	ID#:3 Mass:50.00 R.T:1.722 Area:102875 Conc:17.86821ppm	Name:Chloromethane Type:Target	ID#:4 Mass:62.00 R.T:1.799 Area:99374 Conc:20.24457ppm	Name:Vinyl Chloride Type:Target
--	--	--	---	---	-----------------------------------	--	------------------------------------



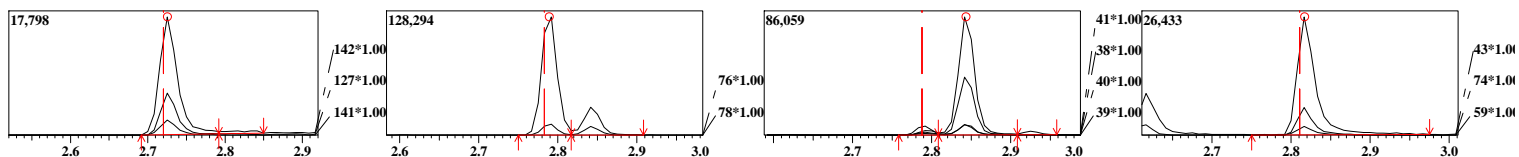
ID#:5 Mass:94.00 R.T:2.035 Area:27784 Conc:18.64601ppm	Name:Bromomethane Type:Target	ID#:6 Mass:64.00 R.T:2.108 Area:60405 Conc:21.16820ppm	Name:Chloroethane Type:Target	ID#:7 Mass:101.00 R.T:2.274 Area:63134 Conc:20.46973ppm	Name:Trichlorofluoromethane Type:Target	ID#:8 Mass:59.00 R.T:2.442 Area:57754 Conc:20.86513ppm	Name:Diethyl Ether Type:Target
--	----------------------------------	--	----------------------------------	---	--	--	-----------------------------------



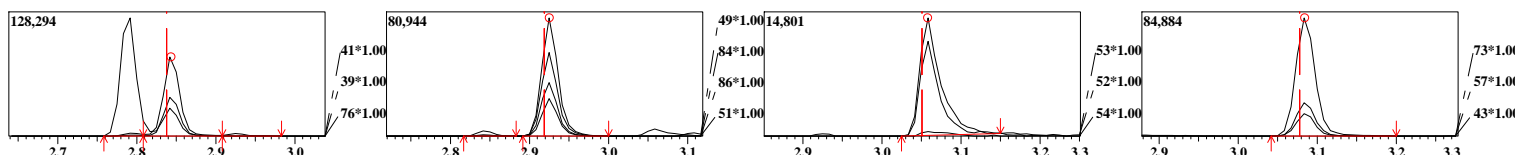
ID#:9 Mass:56.00 R.T:2.535 Area:69525 Conc:386.28801ppm	Name:Acrolein Type:Target	ID#:10 Mass:101.00 R.T:2.606 Area:55637 Conc:19.93295ppm	Name:1,1,2-Trichlorotrifluoroethane Type:Target	ID#:11 Mass:61.00 R.T:2.614 Area:93794 Conc:20.67690ppm	Name:1,1-Dichloroethene Type:Target	ID#:12 Mass:43.00 R.T:2.617 Area:14511 Conc:17.88470ppm	Name:Acetone Type:Target
---	------------------------------	--	--	---	--	---	-----------------------------



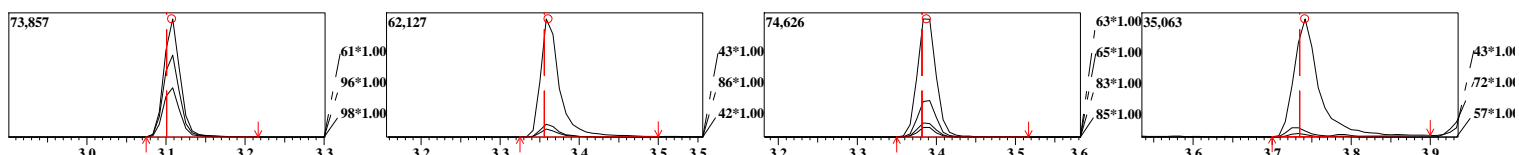
ID#:13 Mass:142.00 R.T:2.725 Area:27423 Conc:15.94094ppm	Name:Idomethane Type:Target	ID#:14 Mass:76.00 R.T:2.789 Area:172346 Conc:19.27730ppm	Name:Carbon Disulfide Type:Target	ID#:15 Mass:41.00 R.T:2.844 Area:118363 Conc:370.85989ppm	Name:Acetonitrile Type:Target	ID#:16 Mass:43.00 R.T:2.817 Area:41049 Conc:17.36280ppm	Name:Methyl Acetate Type:Target
--	--------------------------------	--	--------------------------------------	---	----------------------------------	---	------------------------------------



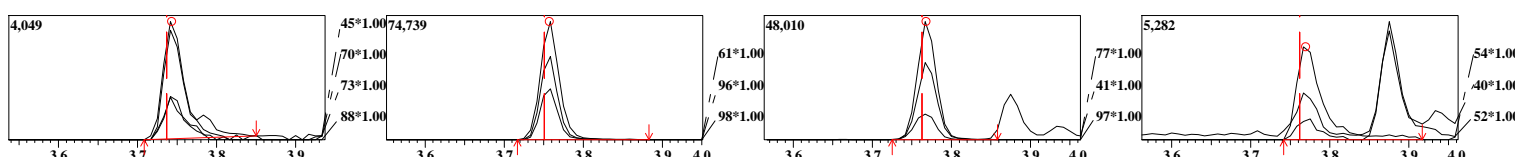
ID#:17 Mass:41.00 R.T:2.844 Area:118903 Conc:19.81920ppm	Name:Allyl Chloride(3-Chloroprene) Type:Target	ID#:18 Mass:49.00 R.T:2.925 Area:112838 Conc:19.19046ppm	Name:Methylene Chloride Type:Target	ID#:19 Mass:53.00 R.T:3.058 Area:25984 Conc:19.96392ppm	Name:Acrylonitrile Type:Target	ID#:20 Mass:73.00 R.T:3.084 Area:140678 Conc:20.76122ppm	Name:MTBE Type:Target
--	---	--	--	---	-----------------------------------	--	--------------------------



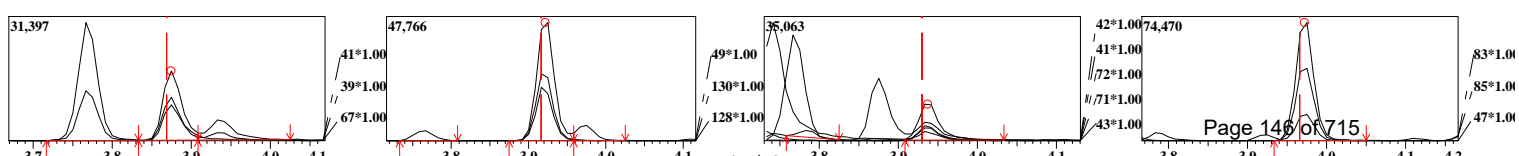
ID#:21 Mass:61.00 R.T:3.107 Area:101296 Conc:20.87214ppm	Name:trans-1,2-Dichloroethene Type:Target	ID#:22 Mass:43.00 R.T:3.361 Area:99105 Conc:23.65821ppm	Name:Vinyl Acetate Type:Target	ID#:23 Mass:63.00 R.T:3.387 Area:119615 Conc:20.59607ppm	Name:1,1-Dichloroethane Type:Target	ID#:24 Mass:43.00 R.T:3.741 Area:72580 Conc:17.81881ppm	Name:2-Butanone(MEK) Type:Target
--	--	---	-----------------------------------	--	--	---	-------------------------------------

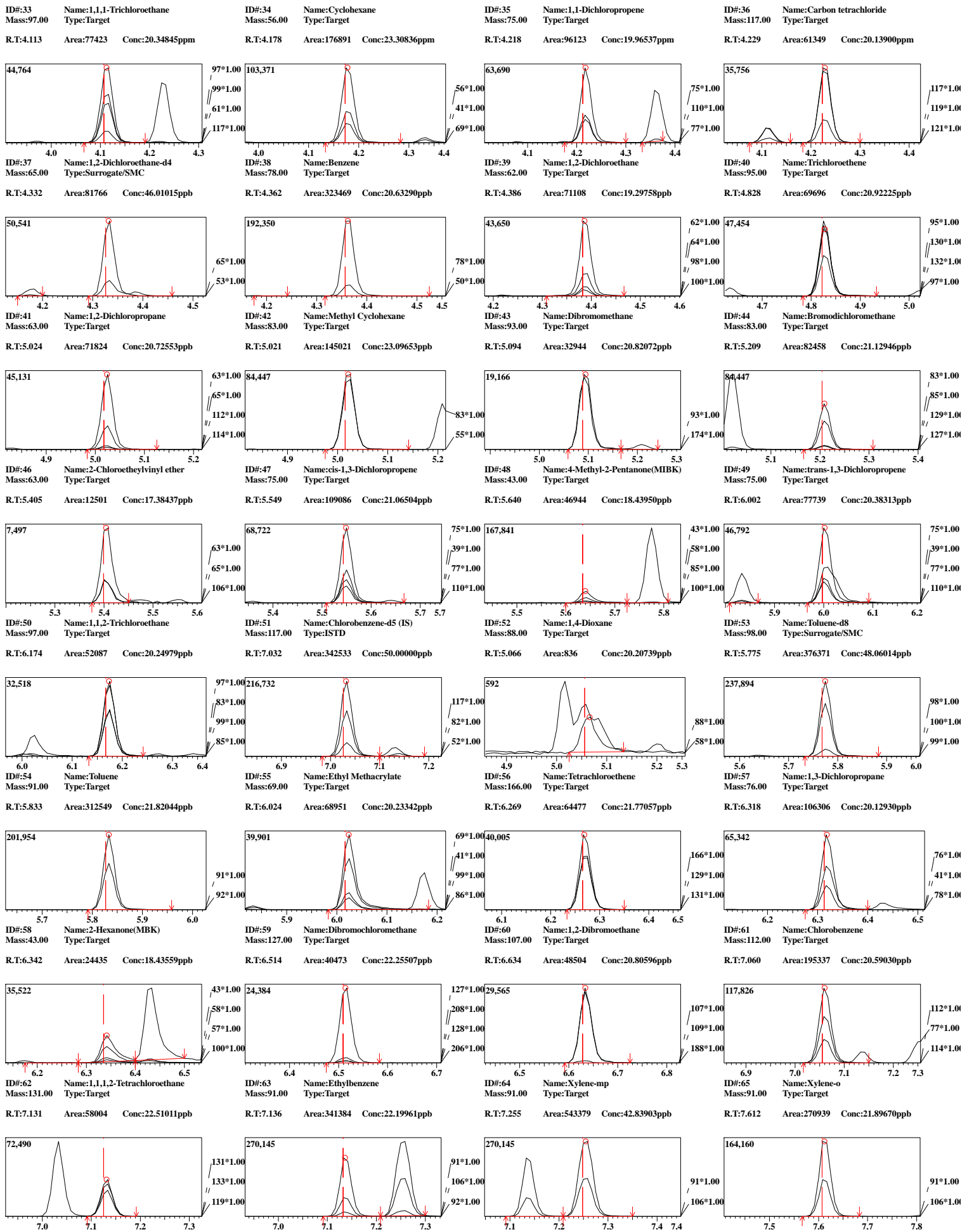


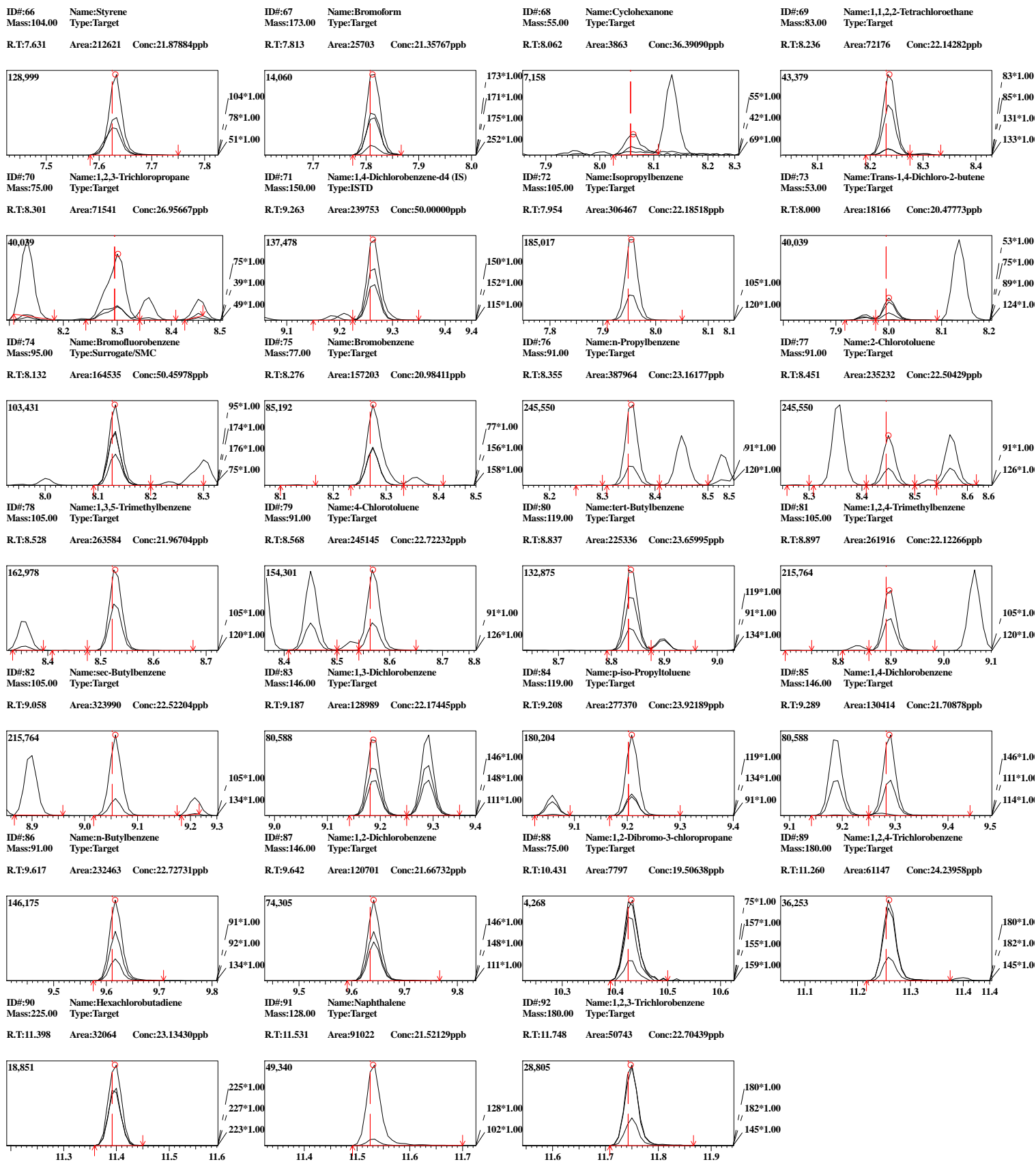
ID#:25 Mass:45.00 R.T:3.743 Area:7865 Conc:16.92473ppm	Name:Ethyl Acetate Type:Target	ID#:26 Mass:61.00 R.T:3.757 Area:119658 Conc:21.21619ppm	Name:cis-1,2-Dichloroethene Type:Target	ID#:27 Mass:77.00 R.T:3.768 Area:77338 Conc:21.56151ppm	Name:2,2-Dichloropropane Type:Target	ID#:28 Mass:54.00 R.T:3.770 Area:9333 Conc:22.44810ppm	Name:Propionitrile(Ethyl cyanide) Type:Target
--	-----------------------------------	--	--	---	---	--	--



ID#:29 Mass:41.00 R.T:3.875 Area:30043 Conc:19.00261ppm	Name:Methacrylonitrile Type:Target	ID#:30 Mass:49.00 R.T:3.922 Area:74901 Conc:19.88409ppm	Name:Bromochloromethane Type:Target	ID#:31 Mass:42.00 R.T:3.937 Area:19490 Conc:16.23317ppm	Name:Tetrahydrofuran Type:Target	ID#:32 Mass:83.00 R.T:3.972 Area:115284 Conc:20.98818ppm	Name:Chloroform Type:Target
---	---------------------------------------	---	--	---	-------------------------------------	--	--------------------------------









Advanced Environmental Laboratories, Inc.

VOLATILE ORGANICS METHOD BLANK SUMMARY FORM 4A

SDG No.: J2200963

Client: Environmental Chemical Corporation (ECC)

Sample ID: 4178686
Method Blank Lab File ID: 220121A002.QGD
Matrix: WATER

Method Blank ID: MB for HBN 75403 [MSVj/3204]
Date/Time Analyzed: 1/21/2022 08:53
Instrument ID: J1A

THIS METHOD BLANK APPLIES TO THE FOLLOWING SAMPLES, MS AND MSD:

Client ID	Lab Sample ID	Lab File ID	Date Analyzed	Time Analyzed
LCS for HBN 75400 [MSVj/3202]	4178676	220121A003.QGD	1/21/2022	09:17
RSA306-TB0001-TB	J2200963001	220121A005.QGD	1/21/2022	10:06
RSA306-2805-A1006	J2200963002	220121A006.QGD	1/21/2022	10:30
RSA306-2806-A1007	J2200963003	220121A007.QGD	1/21/2022	10:55
RSA306-2807-A1008	J2200963004	220121A008.QGD	1/21/2022	11:19
RSA306-2342-A1002	J2200963005	220121A009.QGD	1/21/2022	11:44
RSA306-2342-A1002-FD	J2200963006	220121A010.QGD	1/21/2022	12:08
RSA306-2343-A1003	J2200963007	220121A011.QGD	1/21/2022	12:33
RSA306-2344-A1004	J2200963008	220121A012.QGD	1/21/2022	12:57
RSA306-A8011-ER	J2200963009	220121A013.QGD	1/21/2022	13:21
RSA306-A9041	J2200963010	220121A014.QGD	1/21/2022	13:46
RSA306-2805-A1006MS	4178677	220121A028.QGD	1/21/2022	19:27
RSA306-2805-A1006MSD	4178678	220121A029.QGD	1/21/2022	19:51

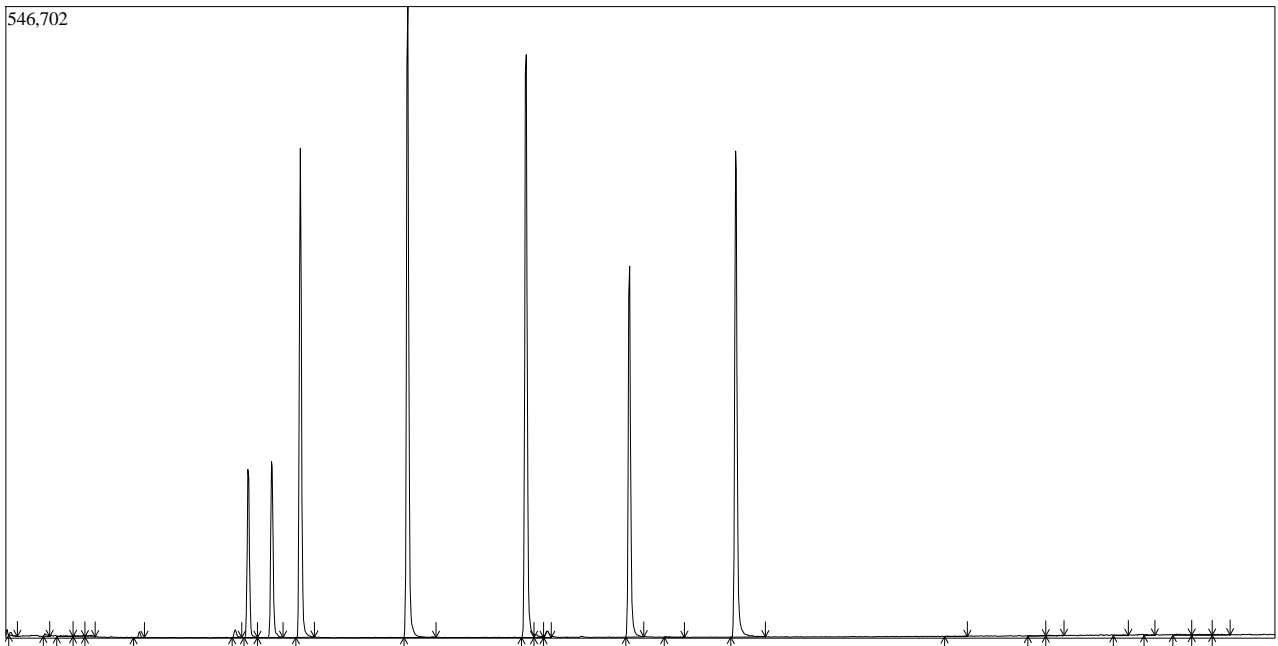
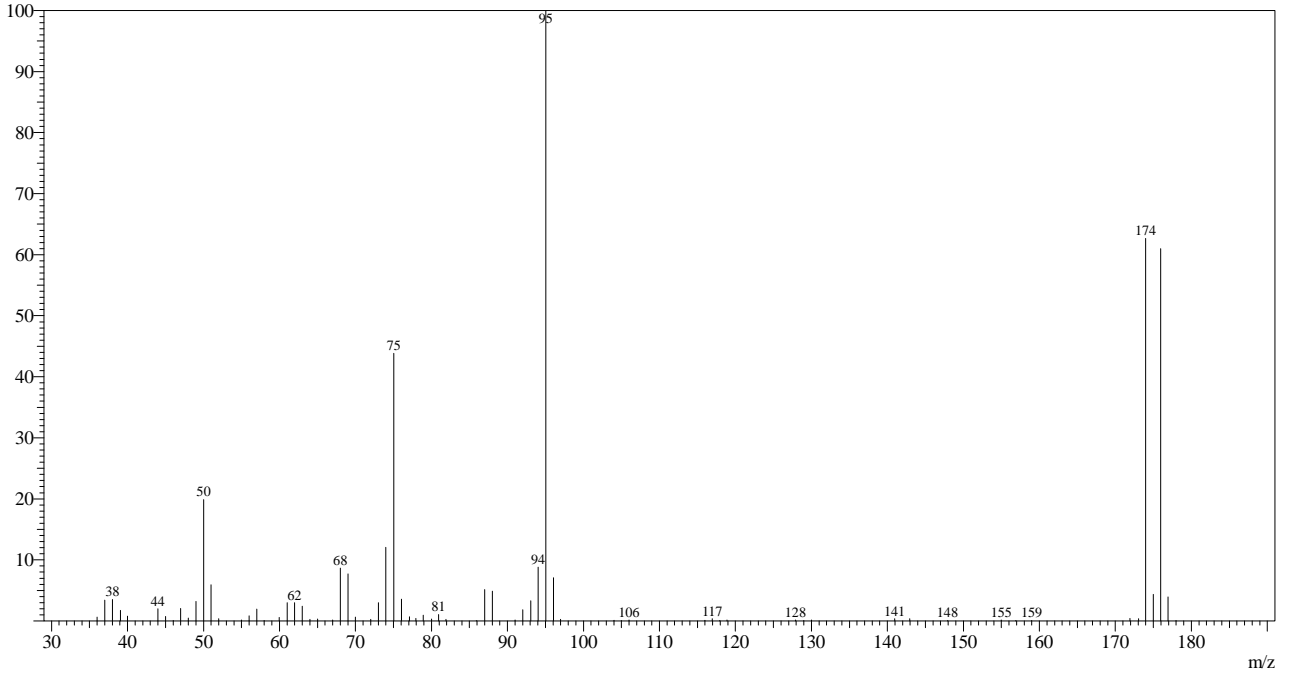
Instrument Performance Check

Instrument : J1A Method : 524.2/8260B

Sample ID : IB/TUNE/TUNE
 File Name : C:\GCMSolution\Data\220110A015.qgd Date : 01/10/2022 Time : 14:33:21

Spectrum Check

m/z	Criteria	Rel Inten.	Result	Status
50	15 to 40% of mass 95	19.87	19.87	Pass
75	30 to 60% of mass 95	43.83	43.83	Pass
95	Base Peak, 100% Relative Abundance	100.00	100.00	Pass
96	5 to 9% of mass 95	7.09	7.09	Pass
173	< 2% of mass 174	0.39	0.62	Pass
174	> 50% of mass 95	62.66	62.66	Pass
175	5 to 9% of mass 174	4.35	6.95	Pass
176	> 95% but < 101% of mass 174	60.97	97.31	Pass
177	5 to 9% of mass 176	3.92	6.43	Pass



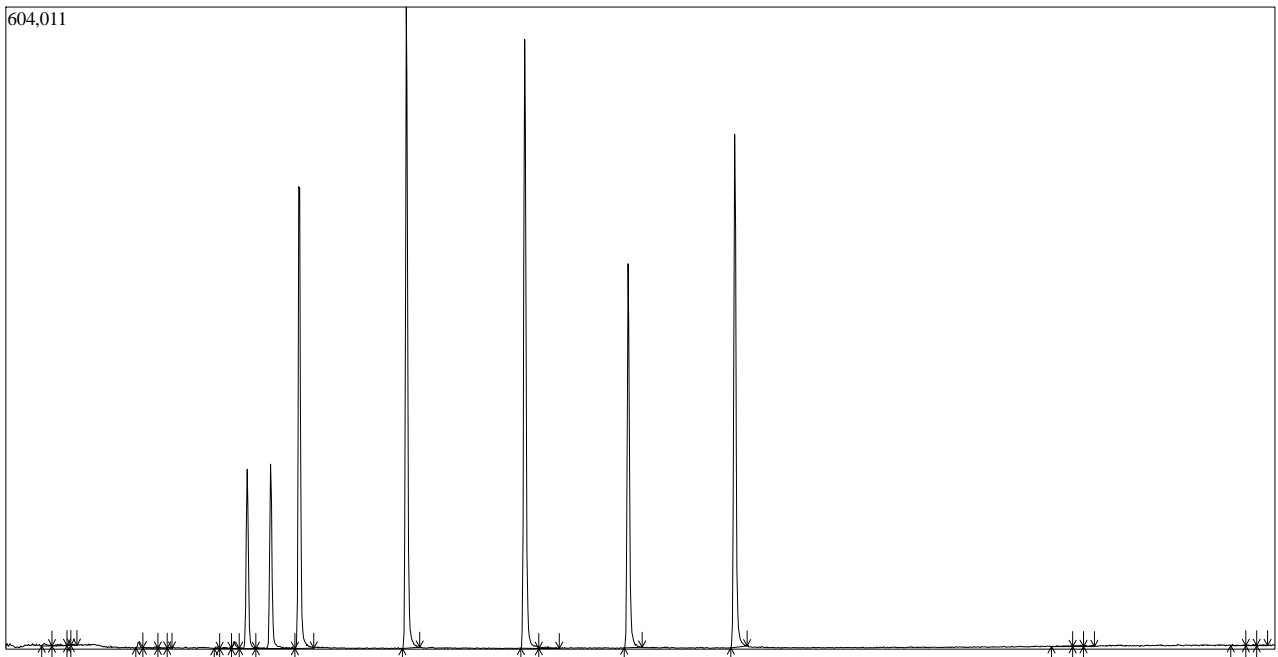
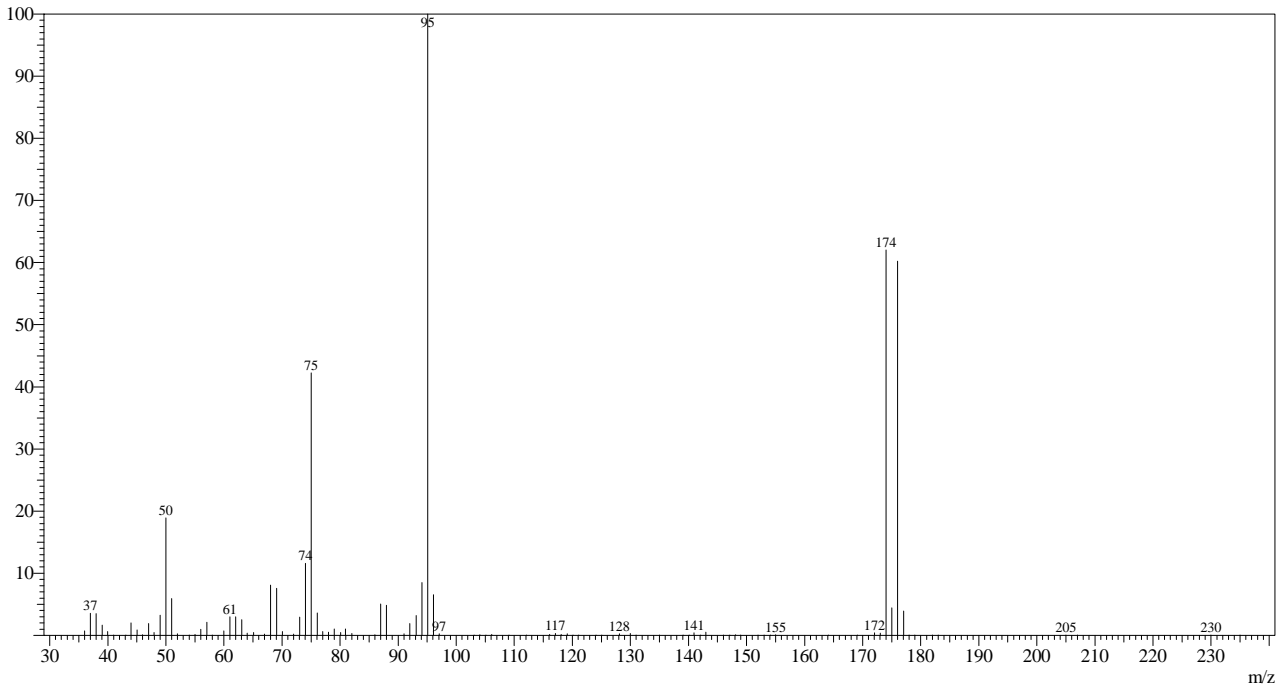
Instrument Performance Check

Instrument : J1A Method : 524.2/8260B

Sample ID : IB/TUNE/TUNE
 File Name : C:\GCMSolution\Data\220110A035.qgd Date : 01/11/2022 Time : 09:53:51

Spectrum Check

m/z	Criteria	Rel Inten.	Result	Status
50	15 to 40 percent of mass 95	18.91	18.91	Pass
75	30 to 60 percent of mass 95	42.22	42.22	Pass
95	base peak, 100 percent	100.00	100.00	Pass
96	5 to 9 percent of mass 95	6.57	6.57	Pass
173	< 2 percent of mass 174	0.37	0.59	Pass
174	> 50 percent of mass 95	62.01	62.01	Pass
176	95 to 100 percent of mass 174	60.23	97.12	Pass
177	5 to 9 percent of mass 176	3.91	6.50	Pass



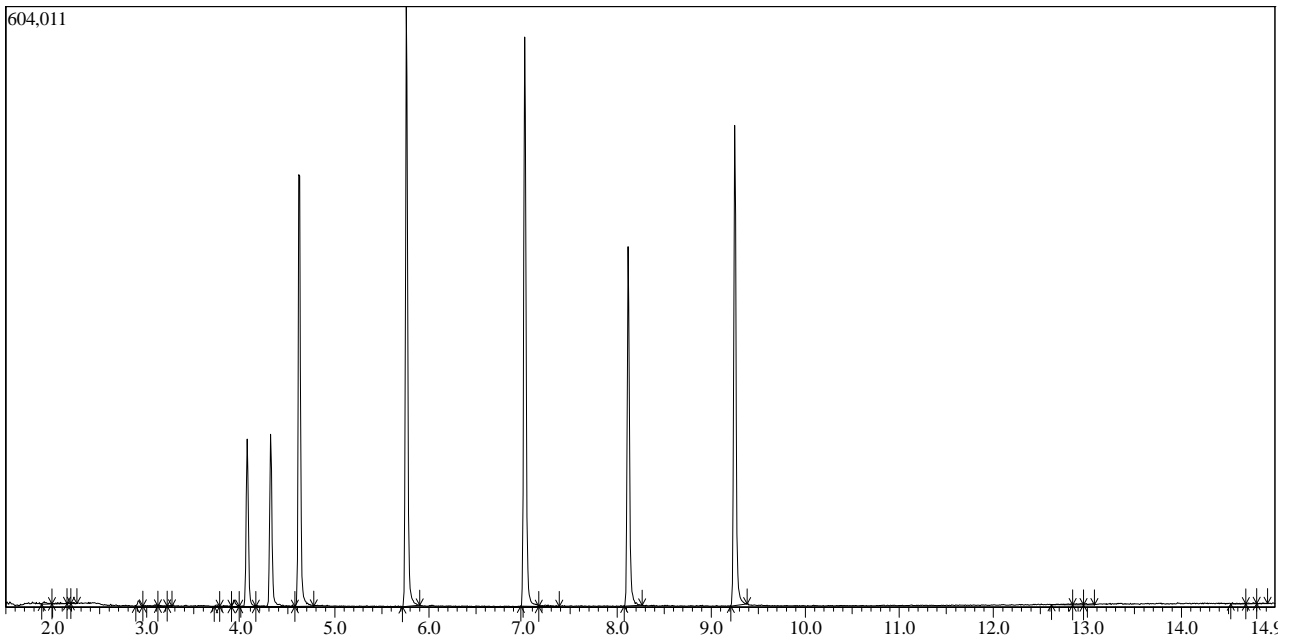
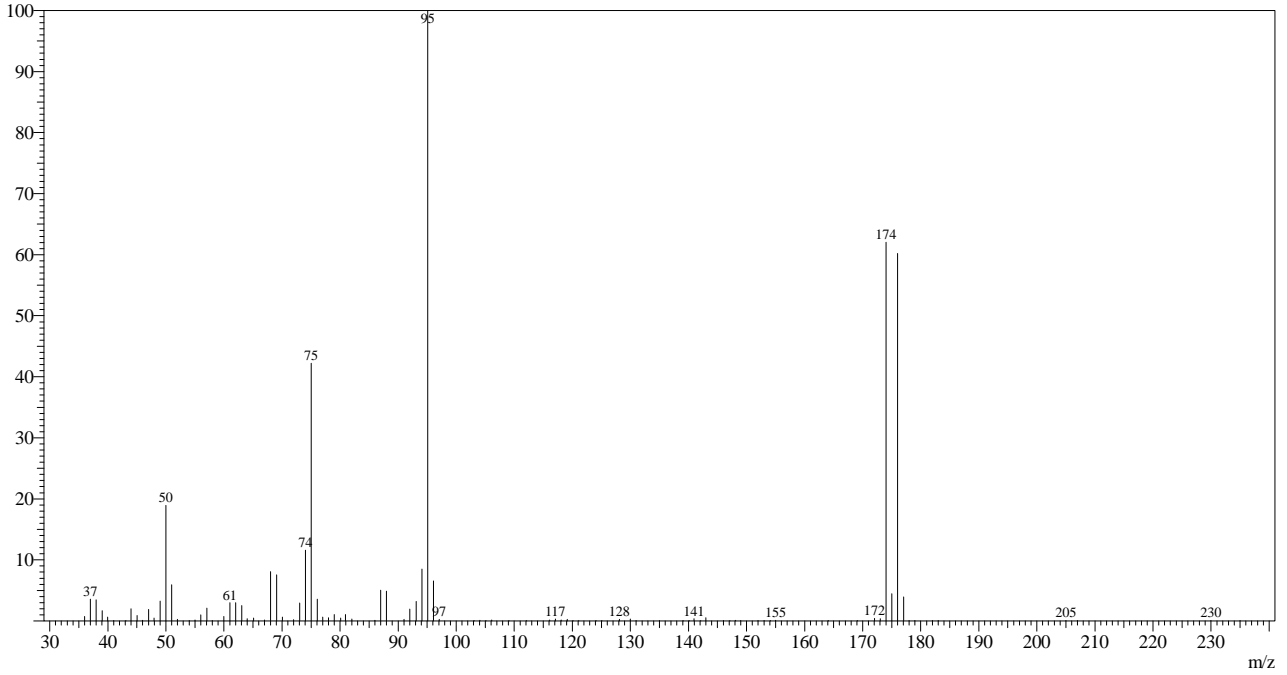
Instrument Performance Check

Instrument : J1A Method : 524.2/8260B

Sample ID : IB/TUNE/TUNE
 File Name : C:\GCMSolution\Data\220110A035.qgd Date : 01/11/2022 Time : 09:53:51

Spectrum Check

m/z	Criteria	Rel Inten.	Result	Status
50	15 to 40% of mass 95	18.91	18.91	Pass
75	30 to 60% of mass 95	42.22	42.22	Pass
95	Base Peak, 100% Relative Abundance	100.00	100.00	Pass
96	5 to 9% of mass 95	6.57	6.57	Pass
173	< 2% of mass 174	0.37	0.59	Pass
174	> 50% of mass 95	62.01	62.01	Pass
175	5 to 9% of mass 174	4.45	7.18	Pass
176	> 95% but < 101% of mass 174	60.23	97.12	Pass
177	5 to 9% of mass 176	3.91	6.50	Pass



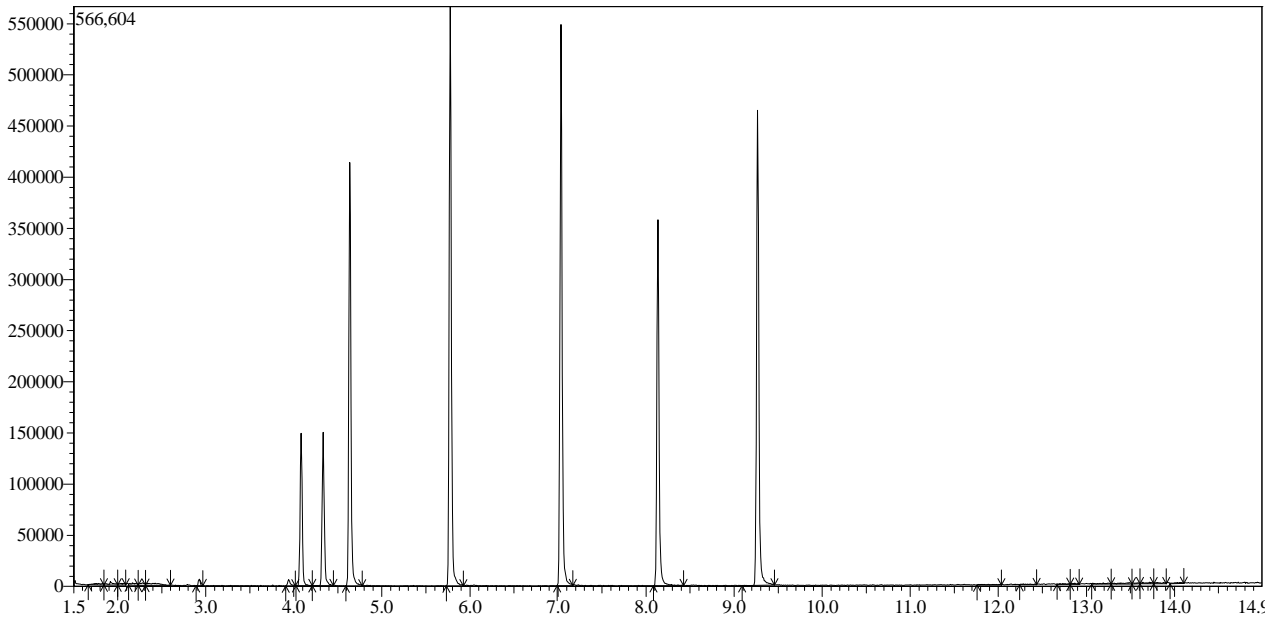
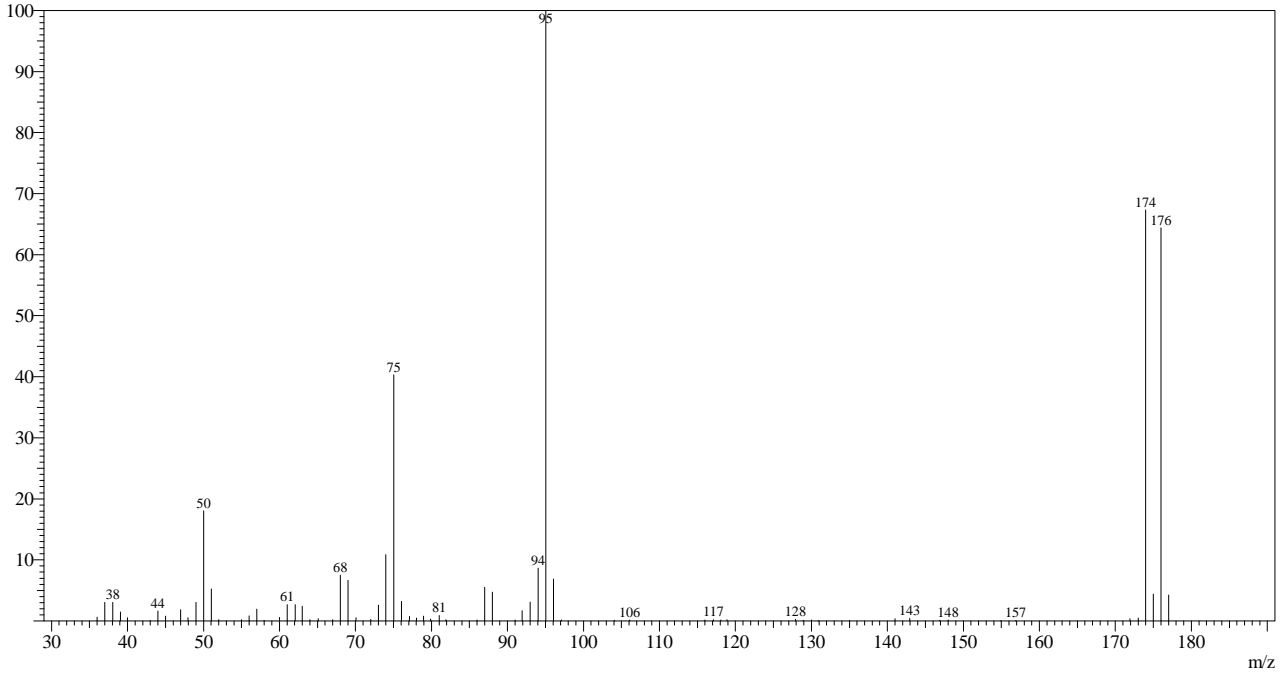
Instrument Performance Check

Instrument : J1A Method : 524.2/8260B

Sample ID : IB/TUNE/4178675MB/4178686MB/TUNE
 File Name : C:\GCMSolution\Data\220121A002.qgd Date : 01/21/2022 Time : 08:53:04

Spectrum Check

m/z	Criteria	Rel Inten.	Result	Status
50	15 to 40% of mass 95	18.02	18.02	Pass
75	30 to 60% of mass 95	40.30	40.30	Pass
95	Base Peak, 100% Relative Abundance	100.00	100.00	Pass
96	5 to 9% of mass 95	6.85	6.85	Pass
173	< 2% of mass 174	0.47	0.70	Pass
174	> 50% of mass 95	67.32	67.32	Pass
175	5 to 9% of mass 174	4.39	6.52	Pass
176	> 95% but < 101% of mass 174	64.39	95.65	Pass
177	5 to 9% of mass 176	4.27	6.62	Pass





Advanced Environmental Laboratories, Inc.

Initial Calibration Data Summary Report

FORM 6A

SW-846 8260C

SDG No.: J2200963

Client: Environmental Chemical Corporation (ECC)

Calibration Start Date/Time: 1/10/2022 14:57

Instrument ID: J1A

Calibration End Date/Time: 1/10/2022 17:23

CALIBRATION FACTORS

Data Files: 220110A016.QGD 220110A017.QGD 220110A018.QGD 220110A019.QGD 220110A020.QGD
220110A021.QGD 220110A022.QGD

Parameter	RRF1	RRF2	RRF3	RRF4	RRF5	RRF6	RRF7	RRF8	MEAN	% RSD	CT
Benzene	2.204	2.462	2.468	2.303	2.032	2.262	2.023		2.250	8.03	A
1,2-Dichloroethane-d4	0.264	0.258	0.263	0.253	0.256	0.249	0.242		0.255	3.10	A
Bromofluorobenzene	0.711	0.714	0.696	0.692	0.639	0.679	0.630		0.680	4.93	A
Toluene-d8	1.125	1.142	1.136	1.158	1.149	1.144	1.147		1.143	0.92	A

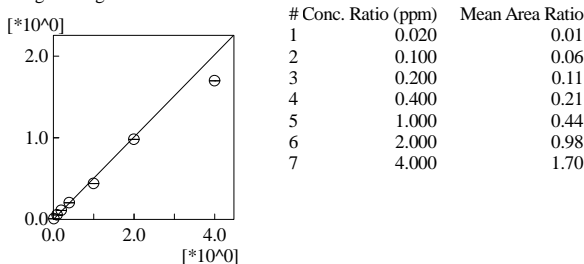
C:\GCMSsolution\Data\8260-W-220110A.qgm

ID#:1 Mass:114.00 Name:1,4-Difluorobenzene (IS)
 f(x)=? rr1=0.000000 rr2=0.000000
 MeanRF:0.00 RFSD:-- RFRSD:--
 CurveType:?
 WeightedRegression:None

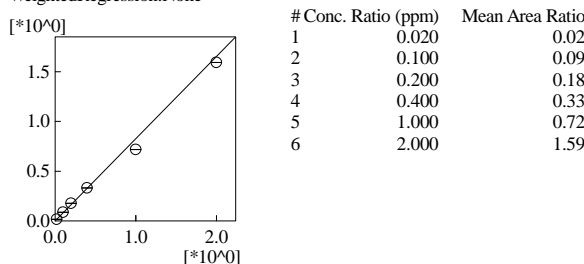
ISTD

Calibration

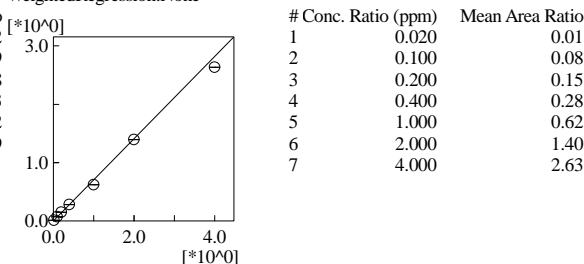
ID#:2 Mass:85.00 Name:Dichlorodifluoromethane
 f(x)=0.503556*x rr1=0.997366 rr2=0.994739
 MeanRF:0.50 RFSD:0.05 RFRSD:10.91
 CurveType:Mean Response Factor
 WeightedRegression:None



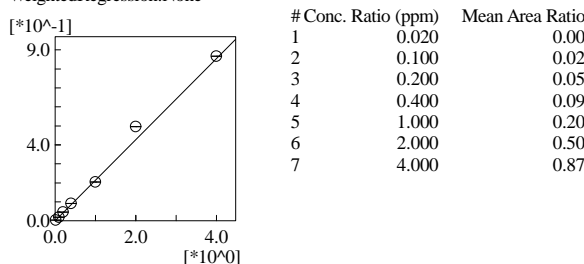
ID#:3 Mass:50.00 Name:Chloromethane
 f(x)=0.826476*x rr1=0.998433 rr2=0.996868
 MeanRF:0.83 RFSD:0.06 RFRSD:7.75
 CurveType:Mean Response Factor
 WeightedRegression:None



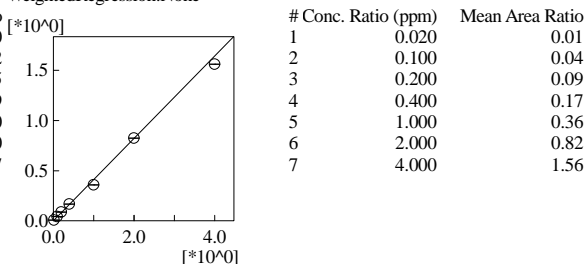
ID#:4 Mass:62.00 Name:Vinyl Chloride
 f(x)=0.704638*x rr1=0.999353 rr2=0.998706
 MeanRF:0.70 RFSD:0.05 RFRSD:7.12
 CurveType:Mean Response Factor
 WeightedRegression:None



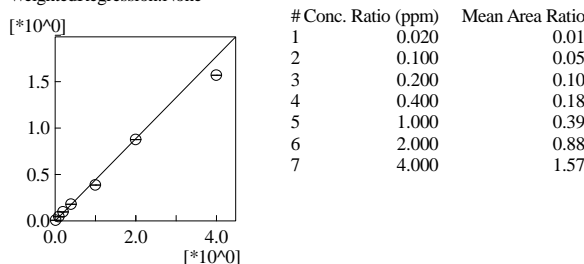
ID#:5 Mass:94.00 Name:Bromomethane
 f(x)=0.213900*x rr1=0.997142 rr2=0.994293
 MeanRF:0.21 RFSD:0.02 RFRSD:11.31
 CurveType:Mean Response Factor
 WeightedRegression:None



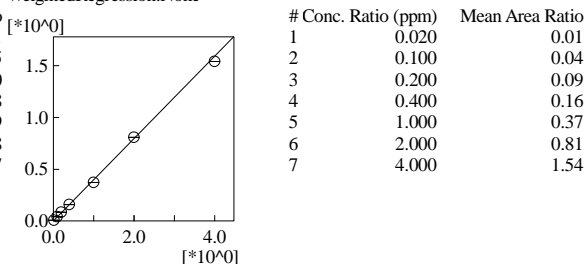
ID#:6 Mass:64.00 Name:Chloroethane
 f(x)=0.409629*x rr1=0.999278 rr2=0.998557
 MeanRF:0.41 RFSD:0.03 RFRSD:7.12
 CurveType:Mean Response Factor
 WeightedRegression:None



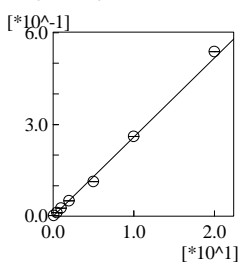
ID#:7 Mass:101.00 Name:Trichlorofluoromethane
 f(x)=0.442744*x rr1=0.998283 rr2=0.996569
 MeanRF:0.44 RFSD:0.04 RFRSD:9.17
 CurveType:Mean Response Factor
 WeightedRegression:None



ID#:8 Mass:59.00 Name:Diethyl Ether
 f(x)=0.397340*x rr1=0.999626 rr2=0.999253
 MeanRF:0.40 RFSD:0.02 RFRSD:4.93
 CurveType:Mean Response Factor
 WeightedRegression:None

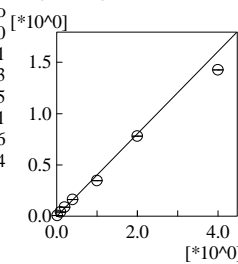


ID#:9 Mass:56.00 Name:Acrolein
 $f(x)=0.025836*x$ $rr1=0.999242$ $rr2=0.998485$
 MeanRF:0.03 RFSD:0.00 RFRSD:7.32
 CurveType:Mean Response Factor
 WeightedRegression:None



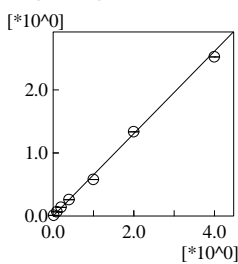
#	Conc. Ratio (ppm)	Mean Area Ratio
1	0.100	0.00
2	0.500	0.01
3	1.000	0.03
4	2.000	0.05
5	5.000	0.11
6	10.000	0.26
7	20.000	0.54

ID#:10 Mass:101.00 Name:1,1,2-Trichlorotrifluoroethane
 $f(x)=0.400676*x$ $rr1=0.998810$ $rr2=0.997622$
 MeanRF:0.40 RFSD:0.04 RFRSD:9.27
 CurveType:Mean Response Factor
 WeightedRegression:None



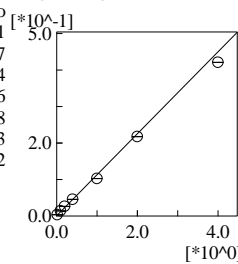
#	Conc. Ratio (ppm)	Mean Area Ratio
1	0.020	0.01
2	0.100	0.04
3	0.200	0.09
4	0.400	0.16
5	1.000	0.35
6	2.000	0.78
7	4.000	1.43

ID#:11 Mass:61.00 Name:1,1-Dichloroethene
 $f(x)=0.651165*x$ $rr1=0.999219$ $rr2=0.998439$
 MeanRF:0.65 RFSD:0.04 RFRSD:6.42
 CurveType:Mean Response Factor
 WeightedRegression:None



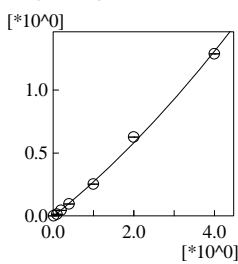
#	Conc. Ratio (ppm)	Mean Area Ratio
1	0.020	0.01
2	0.100	0.07
3	0.200	0.14
4	0.400	0.26
5	1.000	0.58
6	2.000	1.33
7	4.000	2.52

ID#:12 Mass:43.00 Name:Acetone
 $f(x)=0.112268*x+0.001503$ $rr1=0.995643$ $rr2=0.991305$
 MeanRF:0.13 RFSD:0.03 RFRSD:22.64
 CurveType:Least Square Method
 WeightedRegression:1/C2



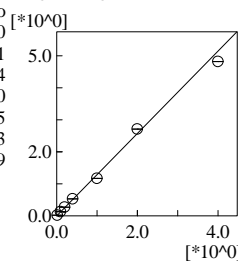
#	Conc. Ratio (ppm)	Mean Area Ratio
1	0.020	0.00
2	0.100	0.01
3	0.200	0.03
4	0.400	0.05
5	1.000	0.10
6	2.000	0.22
7	4.000	0.42

ID#:13 Mass:142.00 Name:Idomethane
 $f(x)=0.017505*x^2+0.257972*x-0.005295$ $rr1=0.998441$ $rr2=0.996884$
 MeanRF:0.22 RFSD:0.09 RFRSD:39.07
 CurveType:2nd Order Regression
 WeightedRegression:1/C



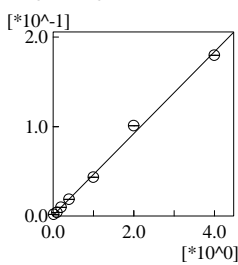
#	Conc. Ratio (ppm)	Mean Area Ratio
1	0.020	0.00
2	0.100	0.01
3	0.200	0.04
4	0.400	0.10
5	1.000	0.25
6	2.000	0.63
7	4.000	1.29

ID#:14 Mass:76.00 Name:Carbon Disulfide
 $f(x)=1.283384*x$ $rr1=0.998003$ $rr2=0.996010$
 MeanRF:1.28 RFSD:0.09 RFRSD:6.91
 CurveType:Mean Response Factor
 WeightedRegression:None



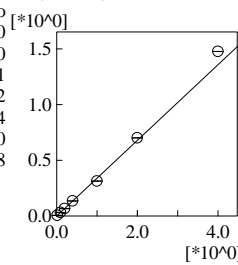
#	Conc. Ratio (ppm)	Mean Area Ratio
1	0.020	0.02
2	0.100	0.13
3	0.200	0.28
4	0.400	0.53
5	1.000	1.17
6	2.000	2.72
7	4.000	4.82

ID#:15 Mass:41.00 Name:Acetonitrile
 $f(x)=0.045710*x+0.000779$ $rr1=0.997647$ $rr2=0.995300$
 MeanRF:0.05 RFSD:0.02 RFRSD:36.83
 CurveType:Least Square Method
 WeightedRegression:1/C



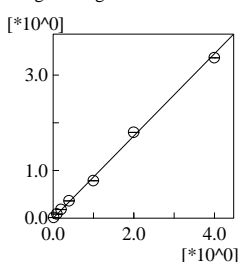
#	Conc. Ratio (ppm)	Mean Area Ratio
1	0.020	0.00
2	0.100	0.00
3	0.200	0.01
4	0.400	0.02
5	1.000	0.04
6	2.000	0.10
7	4.000	0.18

ID#:16 Mass:43.00 Name:Methyl Acetate
 $f(x)=0.339379*x$ $rr1=0.999259$ $rr2=0.998519$
 MeanRF:0.34 RFSD:0.02 RFRSD:5.59
 CurveType:Mean Response Factor
 WeightedRegression:None



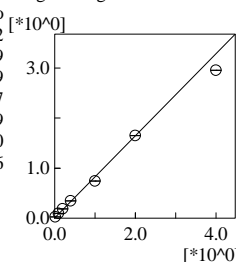
#	Conc. Ratio (ppm)	Mean Area Ratio
1	0.020	0.01
2	0.100	0.03
3	0.200	0.07
4	0.400	0.14
5	1.000	0.32
6	2.000	0.70
7	4.000	1.48

ID#:17 Mass:41.00 Name:Allyl Chloride(3-Chloroprene)
 $f(x)=0.861209*x$ $rr1=0.999120$ $rr2=0.998242$
 MeanRF:0.86 RFSD:0.06 RFRSD:7.24
 CurveType:Mean Response Factor
 WeightedRegression:None



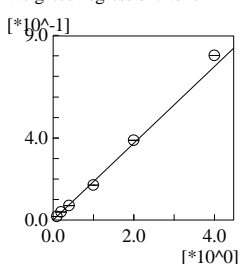
#	Conc. Ratio (ppm)	Mean Area Ratio
1	0.020	0.02
2	0.100	0.09
3	0.200	0.19
4	0.400	0.37
5	1.000	0.79
6	2.000	1.80
7	4.000	3.36

ID#:18 Mass:49.00 Name:Methylene Chloride
 $f(x)=0.818360*x+0.009862$ $rr1=0.995973$ $rr2=0.991962$
 MeanRF:0.92 RFSD:0.19 RFRSD:20.79
 CurveType:Least Square Method
 WeightedRegression:1/C2



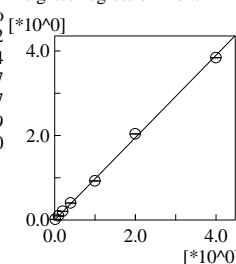
#	Conc. Ratio (ppm)	Mean Area Ratio
1	0.020	0.03
2	0.100	0.10
3	0.200	0.19
4	0.400	0.35
5	1.000	0.74
6	2.000	1.65
7	4.000	2.96

ID#:19 Mass:53.00 Name:Acrylonitrile
 $f(x)=0.186837*x$ $rr1=0.999324$ $rr2=0.998648$
 MeanRF:0.19 RFSD:0.01 RFRSD:7.27
 CurveType:Mean Response Factor
 WeightedRegression:None



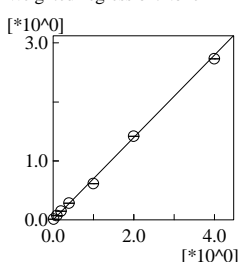
#	Conc. Ratio (ppm)	Mean Area Ratio
1	0.020	0.02
2	0.100	0.04
3	0.200	0.07
4	0.400	0.17
5	1.000	0.39
6	2.000	0.80
7	4.000	1.65

ID#:20 Mass:73.00 Name:MTBE
 $f(x)=0.972691*x$ $rr1=0.999456$ $rr2=0.998912$
 MeanRF:0.97 RFSD:0.07 RFRSD:7.28
 CurveType:Mean Response Factor
 WeightedRegression:None



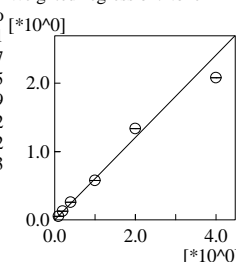
#	Conc. Ratio (ppm)	Mean Area Ratio
1	0.020	0.02
2	0.100	0.10
3	0.200	0.21
4	0.400	0.40
5	1.000	0.92
6	2.000	2.04
7	4.000	3.84

ID#:21 Mass:61.00 Name:trans-1,2-Dichloroethene
 $f(x)=0.696670*x$ $rr1=0.999363$ $rr2=0.998726$
 MeanRF:0.70 RFSD:0.05 RFRSD:6.60
 CurveType:Mean Response Factor
 WeightedRegression:None



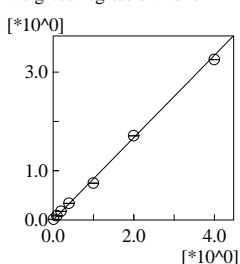
#	Conc. Ratio (ppm)	Mean Area Ratio
1	0.020	0.01
2	0.100	0.07
3	0.200	0.15
4	0.400	0.29
5	1.000	0.62
6	2.000	1.42
7	4.000	2.73

ID#:22 Mass:43.00 Name:Vinyl Acetate
 $f(x)=0.601333*x$ $rr1=0.990507$ $rr2=0.981104$
 MeanRF:0.60 RFSD:0.06 RFRSD:10.38
 CurveType:Mean Response Factor
 WeightedRegression:None



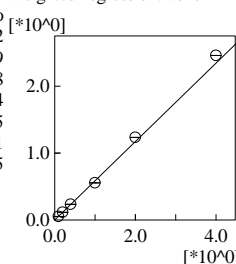
#	Conc. Ratio (ppm)	Mean Area Ratio
1	0.020	0.05
2	0.100	0.13
3	0.200	0.26
4	0.400	0.58
5	1.000	1.34
6	2.000	2.08
7	4.000	3.84

ID#:23 Mass:63.00 Name:1,1-Dichloroethane
 $f(x)=0.833687*x$ $rr1=0.999353$ $rr2=0.998707$
 MeanRF:0.83 RFSD:0.05 RFRSD:6.15
 CurveType:Mean Response Factor
 WeightedRegression:None



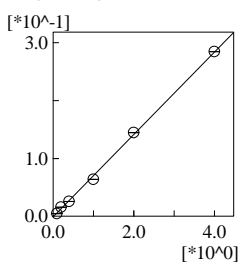
#	Conc. Ratio (ppm)	Mean Area Ratio
1	0.020	0.02
2	0.100	0.09
3	0.200	0.18
4	0.400	0.34
5	1.000	0.75
6	2.000	1.71
7	4.000	3.25

ID#:24 Mass:43.00 Name:2-Butanone(MEK)
 $f(x)=0.584709*x$ $rr1=0.999709$ $rr2=0.999419$
 MeanRF:0.58 RFSD:0.03 RFRSD:4.68
 CurveType:Mean Response Factor
 WeightedRegression:None



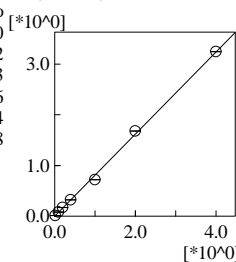
#	Conc. Ratio (ppm)	Mean Area Ratio
1	0.020	0.06
2	0.100	0.12
3	0.200	0.24
4	0.400	0.56
5	1.000	1.23
6	2.000	2.46
7	4.000	4.92

ID#:25 Mass:45.00 Name:Ethyl Acetate
 $f(x)=-0.071196*x-0.001519$ $rr1=0.998390$ $rr2=0.996783$
 MeanRF:0.07 RFSD:0.01 RFRSD:16.30
 CurveType:Least Square Method
 WeightedRegression:1/C



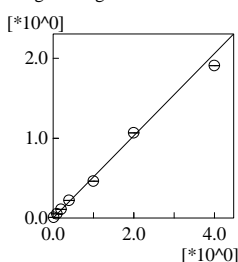
#	Conc. Ratio (ppm)	Mean Area Ratio
1	0.020	0.00
2	0.100	0.02
3	0.200	0.03
4	0.400	0.06
5	1.000	0.14
6	2.000	0.28
7	4.000	0.56

ID#:26 Mass:61.00 Name:cis-1,2-Dichloroethene
 $f(x)=0.809610*x$ $rr1=0.999369$ $rr2=0.998738$
 MeanRF:0.81 RFSD:0.05 RFRSD:5.60
 CurveType:Mean Response Factor
 WeightedRegression:None



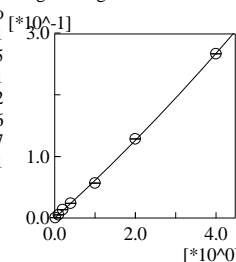
#	Conc. Ratio (ppm)	Mean Area Ratio
1	0.020	0.02
2	0.100	0.08
3	0.200	0.17
4	0.400	0.33
5	1.000	0.72
6	2.000	1.68
7	4.000	3.24

ID#:27 Mass:77.00 Name:2,2-Dichloropropane
 $f(x)=0.514891*x$ $rr1=0.998208$ $rr2=0.996419$
 MeanRF:0.51 RFSD:0.04 RFRSD:6.86
 CurveType:Mean Response Factor
 WeightedRegression:None



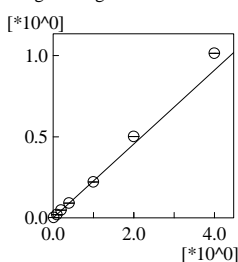
#	Conc. Ratio (ppm)	Mean Area Ratio
1	0.020	0.01
2	0.100	0.05
3	0.200	0.11
4	0.400	0.22
5	1.000	0.46
6	2.000	1.07
7	4.000	2.14

ID#:28 Mass:54.00 Name:Propionitrile(Ethyl cyanide)
 $f(x)=0.001829*x^2+0.059433*x-0.000257$ $rr1=0.999147$ $rr2=0.998294$
 MeanRF:0.06 RFSD:0.01 RFRSD:16.96
 CurveType:2nd Order Regression
 WeightedRegression:1/C



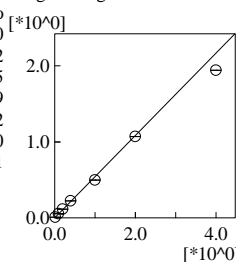
#	Conc. Ratio (ppm)	Mean Area Ratio
1	0.020	0.00
2	0.100	0.01
3	0.200	0.01
4	0.400	0.02
5	1.000	0.06
6	2.000	0.13
7	4.000	0.27

ID#:29 Mass:41.00 Name:Methacrylonitrile
 $f(x)=0.226951*x$ $rr1=0.999578$ $rr2=0.999157$
 MeanRF:0.23 RFSD:0.02 RFRSD:10.64
 CurveType:Mean Response Factor
 WeightedRegression:None



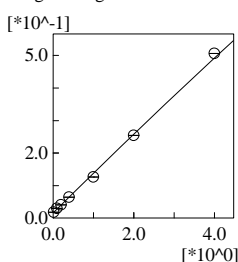
#	Conc. Ratio (ppm)	Mean Area Ratio
1	0.020	0.00
2	0.100	0.02
3	0.200	0.05
4	0.400	0.09
5	1.000	0.22
6	2.000	0.50
7	4.000	1.01

ID#:30 Mass:49.00 Name:Bromochloromethane
 $f(x)=0.540734*x$ $rr1=0.998783$ $rr2=0.997568$
 MeanRF:0.54 RFSD:0.04 RFRSD:7.29
 CurveType:Mean Response Factor
 WeightedRegression:None



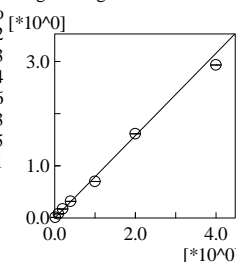
#	Conc. Ratio (ppm)	Mean Area Ratio
1	0.020	0.01
2	0.100	0.06
3	0.200	0.12
4	0.400	0.23
5	1.000	0.50
6	2.000	1.07
7	4.000	2.14

ID#:31 Mass:42.00 Name:Tetrahydrofuran
 $f(x)=-0.001025*x^2+0.122941*x+0.016149$ $rr1=0.997986$ $rr2=0.995977$
 MeanRF:0.28 RFSD:0.29 RFRSD:103.60
 CurveType:2nd Order Regression
 WeightedRegression:1/C2



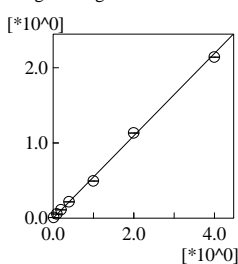
#	Conc. Ratio (ppm)	Mean Area Ratio
1	0.020	0.02
2	0.100	0.03
3	0.200	0.04
4	0.400	0.06
5	1.000	0.13
6	2.000	0.25
7	4.000	0.51

ID#:32 Mass:83.00 Name:Chloroform
 $f(x)=0.788489*x$ $rr1=0.998617$ $rr2=0.997235$
 MeanRF:0.79 RFSD:0.06 RFRSD:7.48
 CurveType:Mean Response Factor
 WeightedRegression:None



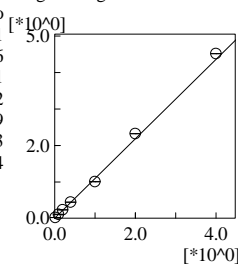
#	Conc. Ratio (ppm)	Mean Area Ratio
1	0.020	0.02
2	0.100	0.08
3	0.200	0.17
4	0.400	0.32
5	1.000	0.70
6	2.000	1.61
7	4.000	3.22

ID#:33 Mass:97.00 Name:1,1,1-Trichloroethane
 $f(x)=0.546186*x$ $rr1=0.999283$ $rr2=0.998567$
 MeanRF:0.55 RFSD:0.03 RFRSD:5.72
 CurveType:Mean Response Factor
 WeightedRegression:None



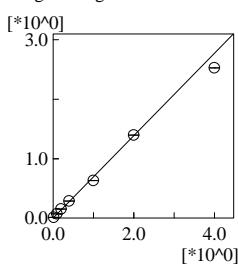
#	Conc. Ratio (ppm)	Mean Area Ratio
1	0.020	0.01
2	0.100	0.06
3	0.200	0.11
4	0.400	0.22
5	1.000	0.49
6	2.000	1.13
7	4.000	2.14

ID#:34 Mass:56.00 Name:Cyclohexane
 $f(x)=1.089421*x$ $rr1=0.999402$ $rr2=0.998805$
 MeanRF:1.09 RFSD:0.08 RFRSD:7.76
 CurveType:Mean Response Factor
 WeightedRegression:None



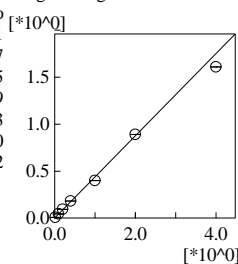
#	Conc. Ratio (ppm)	Mean Area Ratio
1	0.020	0.02
2	0.100	0.11
3	0.200	0.23
4	0.400	0.44
5	1.000	1.00
6	2.000	2.33
7	4.000	4.51

ID#:35 Mass:75.00 Name:1,1-Dichloropropene
 $f(x)=0.691117*x$ $rr1=0.998665$ $rr2=0.997332$
 MeanRF:0.69 RFSD:0.05 RFRSD:7.74
 CurveType:Mean Response Factor
 WeightedRegression:None



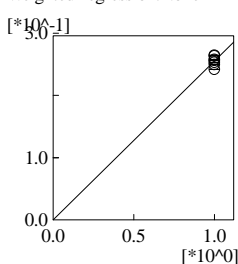
#	Conc. Ratio (ppm)	Mean Area Ratio
1	0.020	0.01
2	0.100	0.07
3	0.200	0.15
4	0.400	0.29
5	1.000	0.63
6	2.000	1.40
7	4.000	2.52

ID#:36 Mass:117.00 Name:Carbon tetrachloride
 $f(x)=0.437292*x$ $rr1=0.998670$ $rr2=0.997342$
 MeanRF:0.44 RFSD:0.03 RFRSD:7.10
 CurveType:Mean Response Factor
 WeightedRegression:None



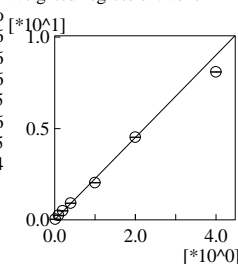
#	Conc. Ratio (ppm)	Mean Area Ratio
1	0.020	0.01
2	0.100	0.05
3	0.200	0.10
4	0.400	0.18
5	1.000	0.40
6	2.000	0.89
7	4.000	1.61

ID#:37 Mass:65.00 Name:1,2-Dichloroethane-d4
 $f(x)=0.255106*x$ $rr1=0.000000$ $rr2=0.000000$
 MeanRF:0.26 RFSD:0.01 RFRSD:3.10
 CurveType:Mean Response Factor
 WeightedRegression:None



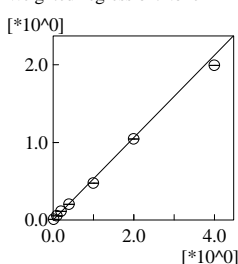
#	Conc. Ratio (ppb)	Mean Area Ratio
1	1.000	0.26
2	1.000	0.26
3	1.000	0.26
4	1.000	0.25
5	1.000	0.26
6	1.000	0.25
7	1.000	0.24

ID#:38 Mass:78.00 Name:Benzene
 $f(x)=2.250474*x$ $rr1=0.998400$ $rr2=0.996803$
 MeanRF:2.25 RFSD:0.18 RFRSD:8.03
 CurveType:Mean Response Factor
 WeightedRegression:None



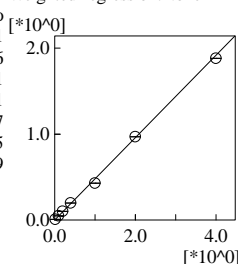
#	Conc. Ratio (ppb)	Mean Area Ratio
1	0.020	0.04
2	0.100	0.25
3	0.200	0.49
4	0.400	0.92
5	1.000	2.03
6	2.000	4.52
7	4.000	8.09

ID#:39 Mass:62.00 Name:1,2-Dichloroethane
 $f(x)=0.528953*x$ $rr1=0.999544$ $rr2=0.999089$
 MeanRF:0.53 RFSD:0.04 RFRSD:7.05
 CurveType:Mean Response Factor
 WeightedRegression:None



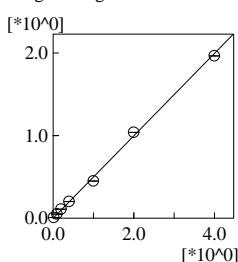
#	Conc. Ratio (ppb)	Mean Area Ratio
1	0.020	0.01
2	0.100	0.06
3	0.200	0.11
4	0.400	0.21
5	1.000	0.47
6	2.000	1.05
7	4.000	1.99

ID#:40 Mass:95.00 Name:Trichloroethene
 $f(x)=0.478191*x$ $rr1=0.999518$ $rr2=0.999037$
 MeanRF:0.48 RFSD:0.03 RFRSD:5.59
 CurveType:Mean Response Factor
 WeightedRegression:None



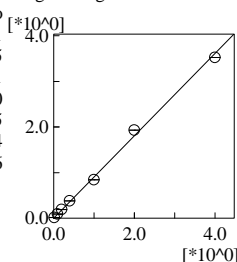
#	Conc. Ratio (ppb)	Mean Area Ratio
1	0.020	0.01
2	0.100	0.05
3	0.200	0.10
4	0.400	0.20
5	1.000	0.43
6	2.000	0.97
7	4.000	1.88

ID#:41 Mass:63.00 Name:1,2-Dichloropropane
 $f(x)=0.497468*x$ $rr1=0.999245$ $rr2=0.998490$
 MeanRF:0.50 RFSD:0.04 RFRSD:7.72
 CurveType:Mean Response Factor
 WeightedRegression:None



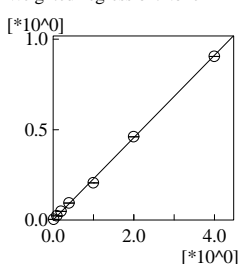
#	Conc. Ratio (ppb)	Mean Area Ratio
1	0.020	0.01
2	0.100	0.05
3	0.200	0.11
4	0.400	0.20
5	1.000	0.45
6	2.000	1.04
7	4.000	1.96

ID#:42 Mass:83.00 Name:Methyl Cyclohexane
 $f(x)=0.901334*x$ $rr1=0.998725$ $rr2=0.997453$
 MeanRF:0.90 RFSD:0.07 RFRSD:8.26
 CurveType:Mean Response Factor
 WeightedRegression:None



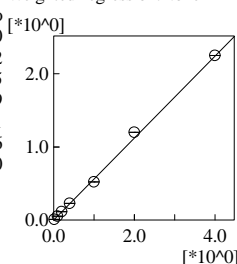
#	Conc. Ratio (ppb)	Mean Area Ratio
1	0.020	0.02
2	0.100	0.09
3	0.200	0.19
4	0.400	0.38
5	1.000	0.85
6	2.000	1.93
7	4.000	3.53

ID#:43 Mass:93.00 Name:Dibromomethane
 $f(x)=0.227134*x$ $rr1=0.999615$ $rr2=0.999231$
 MeanRF:0.23 RFSD:0.01 RFRSD:6.44
 CurveType:Mean Response Factor
 WeightedRegression:None



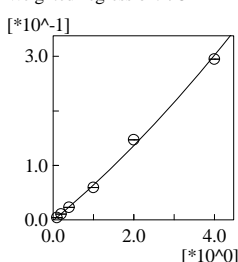
#	Conc. Ratio (ppb)	Mean Area Ratio
1	0.020	0.00
2	0.100	0.02
3	0.200	0.05
4	0.400	0.09
5	1.000	0.21
6	2.000	0.46
7	4.000	0.90

ID#:44 Mass:83.00 Name:Bromodichloromethane
 $f(x)=0.560204*x$ $rr1=0.999173$ $rr2=0.998347$
 MeanRF:0.56 RFSD:0.03 RFRSD:5.73
 CurveType:Mean Response Factor
 WeightedRegression:None



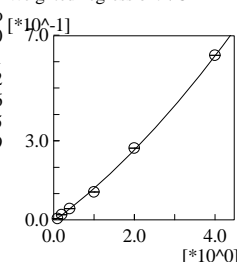
#	Conc. Ratio (ppb)	Mean Area Ratio
1	0.020	0.01
2	0.100	0.06
3	0.200	0.12
4	0.400	0.23
5	1.000	0.52
6	2.000	1.20
7	4.000	2.25

ID#:45 Mass:43.00 Name:2-Nitropropane
 $f(x)=0.003477*x^2+0.061938*x-0.001690$ $rr1=0.998207$ $rr2=0.996418$
 MeanRF:0.06 RFSD:0.11 RFRSD:18.18
 CurveType:2nd Order Regression
 WeightedRegression:1/C2



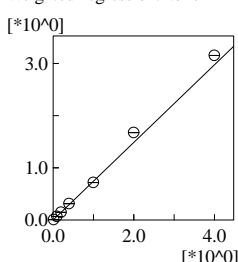
#	Conc. Ratio (ppb)	Mean Area Ratio
2	0.100	0.00
3	0.200	0.01
4	0.400	0.02
5	1.000	0.06
6	2.000	0.15
7	4.000	0.29

ID#:46 Mass:63.00 Name:2-Chloroethylvinyl ether
 $f(x)=0.010638*x^2+0.113648*x-0.004910$ $rr1=0.997123$ $rr2=0.994254$
 MeanRF:0.11 RFSD:0.03 RFRSD:29.16
 CurveType:2nd Order Regression
 WeightedRegression:1/C2



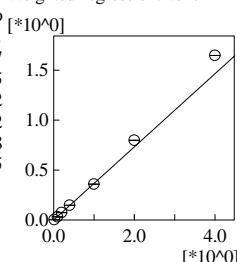
#	Conc. Ratio (ppb)	Mean Area Ratio
2	0.100	0.01
3	0.200	0.02
4	0.400	0.04
5	1.000	0.11
6	2.000	0.27
7	4.000	0.62

ID#:47 Mass:75.00 Name:cis-1,3-Dichloropropene
 $f(x)=0.743375*x$ $rr1=0.999163$ $rr2=0.998326$
 MeanRF:0.74 RFSD:0.08 RFRSD:10.87
 CurveType:Mean Response Factor
 WeightedRegression:None



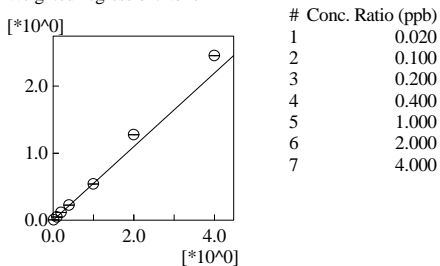
#	Conc. Ratio (ppb)	Mean Area Ratio
1	0.020	0.01
2	0.100	0.07
3	0.200	0.15
4	0.400	0.32
5	1.000	0.72
6	2.000	1.68
7	4.000	3.15

ID#:48 Mass:43.00 Name:4-Methyl-2-Pentanone(MIBK)
 $f(x)=0.365454*x$ $rr1=0.999542$ $rr2=0.999084$
 MeanRF:0.37 RFSD:0.04 RFRSD:9.67
 CurveType:Mean Response Factor
 WeightedRegression:None

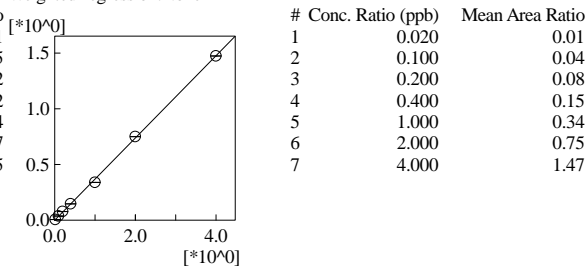


#	Conc. Ratio (ppb)	Mean Area Ratio
1	0.020	0.01
2	0.100	0.03
3	0.200	0.08
4	0.400	0.15
5	1.000	0.36
6	2.000	0.80
7	4.000	1.65

ID#:49 Mass:75.00 Name:trans-1,3-Dichloropropene
 $f(x)=0.547482*x$ $rr1=0.999273$ $rr2=0.998546$
 MeanRF:0.55 RFSD:0.08 RFRSD:14.62
 CurveType:Mean Response Factor
 WeightedRegression:None



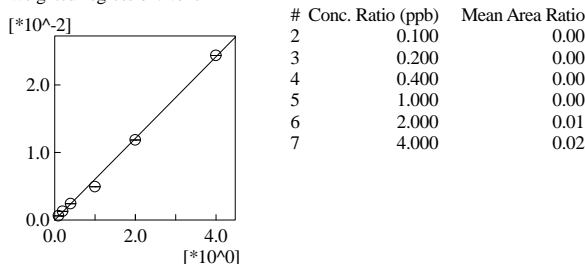
ID#:50 Mass:97.00 Name:1,1,2-Trichloroethane
 $f(x)=0.369241*x$ $rr1=0.999704$ $rr2=0.999408$
 MeanRF:0.37 RFSD:0.02 RFRSD:5.95
 CurveType:Mean Response Factor
 WeightedRegression:None



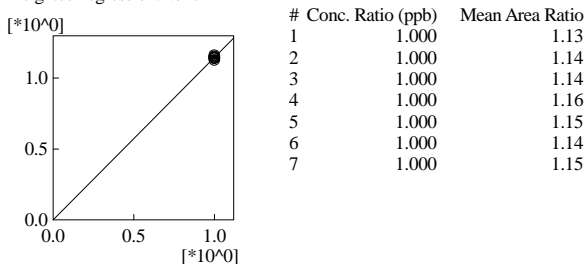
ID#:51 Mass:117.00 Name:Chlorobenzene-d5 (IS)
 $f(x)=?$ $rr1=0.000000$ $rr2=0.000000$
 MeanRF:0.00 RFSD:-- RFRSD:--
 CurveType:?
 WeightedRegression:None

ISTD

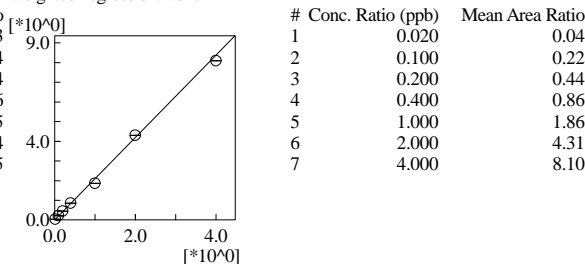
ID#:52 Mass:88.00 Name:1,4-Dioxane
 $f(x)=0.006039*x$ $rr1=0.998683$ $rr2=0.997368$
 MeanRF:0.01 RFSD:0.00 RFRSD:9.92
 CurveType:Mean Response Factor
 WeightedRegression:None



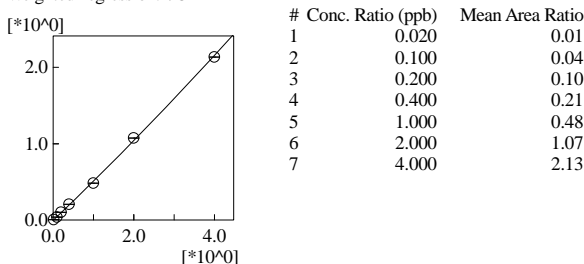
ID#:53 Mass:98.00 Name:Toluene-d8
 $f(x)=1.143138*x$ $rr1=0.000000$ $rr2=0.000000$
 MeanRF:1.14 RFSD:0.01 RFRSD:0.92
 CurveType:Mean Response Factor
 WeightedRegression:None



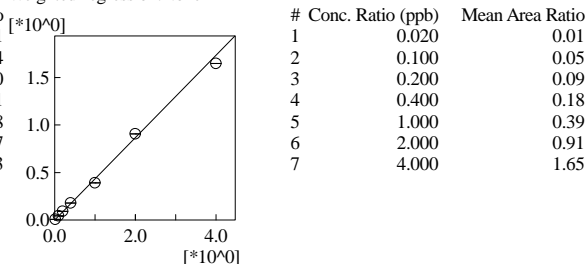
ID#:54 Mass:91.00 Name:Toluene
 $f(x)=2.090847*x$ $rr1=0.999137$ $rr2=0.998274$
 MeanRF:2.09 RFSD:0.12 RFRSD:5.91
 CurveType:Mean Response Factor
 WeightedRegression:None



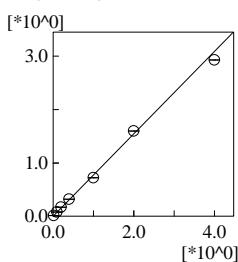
ID#:55 Mass:69.00 Name:Ethyl Methacrylate
 $f(x)=0.008493*x^2+0.504904*x-0.004412$ $rr1=0.998389$ $rr2=0.996781$
 MeanRF:0.47 RFSD:0.09 RFRSD:19.10
 CurveType:2nd Order Regression
 WeightedRegression:1/C2



ID#:56 Mass:166.00 Name:Tetrachloroethene
 $f(x)=0.432317*x$ $rr1=0.998587$ $rr2=0.997175$
 MeanRF:0.43 RFSD:0.03 RFRSD:7.21
 CurveType:Mean Response Factor
 WeightedRegression:None

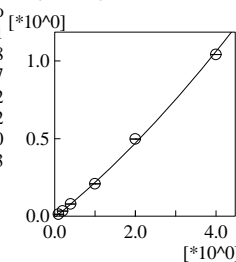


ID#:57 Mass:76.00 Name:1,3-Dichloropropane
 $f(x)=-0.770898*x$ $rr1=0.998985$ $rr2=0.997972$
 MeanRF:0.77 RFSD:0.05 RFRSD:6.49
 CurveType:Mean Response Factor
 WeightedRegression:None



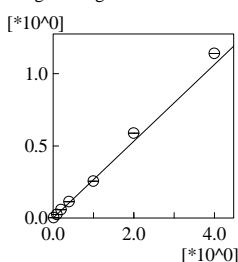
#	Conc. Ratio (ppb)	Mean Area Ratio
1	0.020	0.01
2	0.100	0.08
3	0.200	0.17
4	0.400	0.32
5	1.000	0.72
6	2.000	1.60
7	4.000	2.93

ID#:58 Mass:43.00 Name:2-Hexanone(MBK)
 $f(x)=0.013564*x^2+0.212817*x-0.008976$ $rr1=0.999208$ $rr2=0.998417$
 MeanRF:0.20 RFSD:0.05 RFRSD:24.96
 CurveType:2nd Order Regression
 WeightedRegression:1/C2



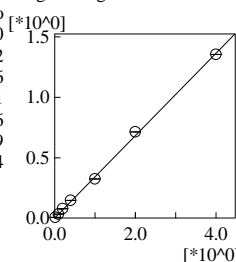
#	Conc. Ratio (ppb)	Mean Area Ratio
2	0.100	0.01
3	0.200	0.03
4	0.400	0.08
5	1.000	0.21
6	2.000	0.50
7	4.000	1.04

ID#:59 Mass:127.00 Name:Dibromochloromethane
 $f(x)=0.265463*x$ $rr1=0.999470$ $rr2=0.998941$
 MeanRF:0.27 RFSD:0.03 RFRSD:12.65
 CurveType:Mean Response Factor
 WeightedRegression:None



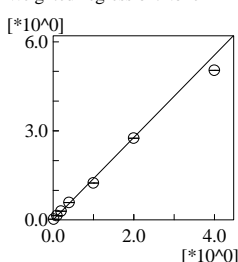
#	Conc. Ratio (ppb)	Mean Area Ratio
1	0.020	0.00
2	0.100	0.02
3	0.200	0.06
4	0.400	0.11
5	1.000	0.26
6	2.000	0.59
7	4.000	1.14

ID#:60 Mass:107.00 Name:1,2-Dibromoethane
 $f(x)=0.340296*x$ $rr1=0.999493$ $rr2=0.998986$
 MeanRF:0.34 RFSD:0.04 RFRSD:10.87
 CurveType:Mean Response Factor
 WeightedRegression:None



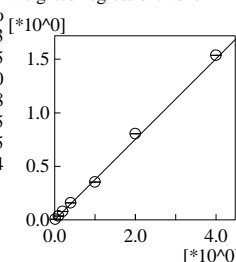
#	Conc. Ratio (ppb)	Mean Area Ratio
1	0.020	0.01
2	0.100	0.03
3	0.200	0.08
4	0.400	0.15
5	1.000	0.32
6	2.000	0.71
7	4.000	1.36

ID#:61 Mass:112.00 Name:Chlorobenzene
 $f(x)=1.384807*x$ $rr1=0.998938$ $rr2=0.997877$
 MeanRF:1.38 RFSD:0.10 RFRSD:7.30
 CurveType:Mean Response Factor
 WeightedRegression:None



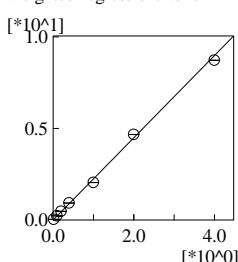
#	Conc. Ratio (ppb)	Mean Area Ratio
1	0.020	0.03
2	0.100	0.15
3	0.200	0.30
4	0.400	0.58
5	1.000	1.25
6	2.000	2.75
7	4.000	5.04

ID#:62 Mass:131.00 Name:1,1,1,2-Tetrachloroethane
 $f(x)=0.376139*x$ $rr1=0.999416$ $rr2=0.998832$
 MeanRF:0.38 RFSD:0.04 RFRSD:9.35
 CurveType:Mean Response Factor
 WeightedRegression:None



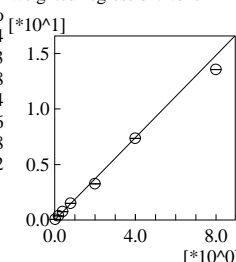
#	Conc. Ratio (ppb)	Mean Area Ratio
1	0.020	0.01
2	0.100	0.04
3	0.200	0.08
4	0.400	0.16
5	1.000	0.35
6	2.000	0.80
7	4.000	1.53

ID#:63 Mass:91.00 Name:Ethylbenzene
 $f(x)=2.244736*x$ $rr1=0.999147$ $rr2=0.998294$
 MeanRF:2.24 RFSD:0.13 RFRSD:5.92
 CurveType:Mean Response Factor
 WeightedRegression:None



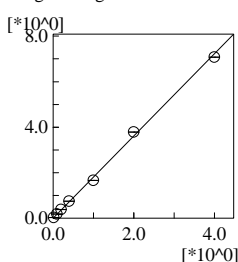
#	Conc. Ratio (ppb)	Mean Area Ratio
1	0.020	0.04
2	0.100	0.23
3	0.200	0.48
4	0.400	0.94
5	1.000	2.06
6	2.000	4.68
7	4.000	8.72

ID#:64 Mass:91.00 Name:Xylene-mp
 $f(x)=1.851530*x$ $rr1=0.998943$ $rr2=0.997888$
 MeanRF:1.85 RFSD:0.14 RFRSD:7.32
 CurveType:Mean Response Factor
 WeightedRegression:None



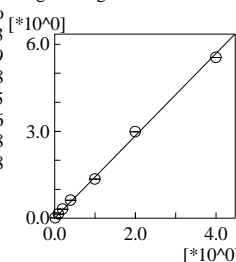
#	Conc. Ratio (ppb)	Mean Area Ratio
1	0.040	0.08
2	0.200	0.40
3	0.400	0.78
4	0.800	1.53
5	2.000	3.28
6	4.000	7.37
7	8.000	13.55

ID#:65 Mass:91.00 Name:Xylene-o
 $f(x)=1.806178*x$ $rr1=0.999192$ $rr2=0.998385$
 MeanRF:1.81 RFSD:0.13 RFRSD:7.16
 CurveType:Mean Response Factor
 WeightedRegression:None



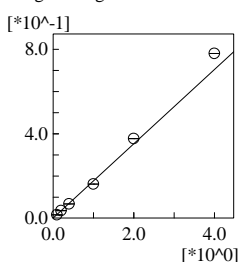
#	Conc. Ratio (ppb)	Mean Area Ratio
1	0.020	0.03
2	0.100	0.19
3	0.200	0.38
4	0.400	0.75
5	1.000	1.66
6	2.000	3.78
7	4.000	7.08

ID#:66 Mass:104.00 Name:Styrene
 $f(x)=1.418566*x$ $rr1=0.999221$ $rr2=0.998442$
 MeanRF:1.42 RFSD:0.16 RFRSD:11.53
 CurveType:Mean Response Factor
 WeightedRegression:None



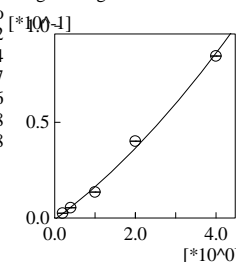
#	Conc. Ratio (ppb)	Mean Area Ratio
1	0.020	0.02
2	0.100	0.15
3	0.200	0.31
4	0.400	0.62
5	1.000	1.35
6	2.000	2.99
7	4.000	5.55

ID#:67 Mass:173.00 Name:Bromoform
 $f(x)=0.175670*x$ $rr1=0.999216$ $rr2=0.998432$
 MeanRF:0.18 RFSD:0.01 RFRSD:8.14
 CurveType:Mean Response Factor
 WeightedRegression:None



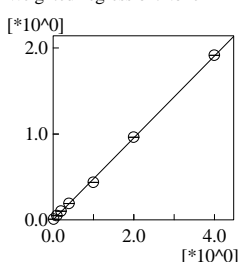
#	Conc. Ratio (ppb)	Mean Area Ratio
2	0.100	0.02
3	0.200	0.04
4	0.400	0.07
5	1.000	0.16
6	2.000	0.38
7	4.000	0.78

ID#:68 Mass:55.00 Name:Cyclohexanone
 $f(x)=0.001523*x^2+0.015552*x-0.000848$ $rr1=0.996462$ $rr2=0.992937$
 MeanRF:0.02 RFSD:0.00 RFRSD:24.20
 CurveType:2nd Order Regression
 WeightedRegression:1/C



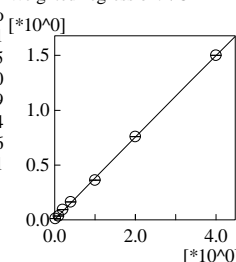
#	Conc. Ratio (ppb)	Mean Area Ratio
3	0.200	0.00
4	0.400	0.01
5	1.000	0.01
6	2.000	0.04
7	4.000	0.08

ID#:69 Mass:83.00 Name:1,1,2,2-Tetrachloroethane
 $f(x)=0.475803*x$ $rr1=0.999718$ $rr2=0.999436$
 MeanRF:0.48 RFSD:0.03 RFRSD:6.06
 CurveType:Mean Response Factor
 WeightedRegression:None



#	Conc. Ratio (ppb)	Mean Area Ratio
1	0.020	0.01
2	0.100	0.05
3	0.200	0.10
4	0.400	0.19
5	1.000	0.44
6	2.000	0.96
7	4.000	1.91

ID#:70 Mass:75.00 Name:1,2,3-Trichloropropane
 $f(x)=-0.001554*x^2+0.378997*x+0.004981$ $rr1=0.999065$ $rr2=0.998130$
 MeanRF:0.43 RFSD:0.09 RFRSD:21.46
 CurveType:2nd Order Regression
 WeightedRegression:1/C

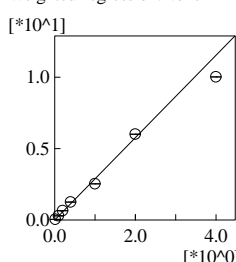


#	Conc. Ratio (ppb)	Mean Area Ratio
1	0.020	0.01
2	0.100	0.04
3	0.200	0.09
4	0.400	0.16
5	1.000	0.36
6	2.000	0.76
7	4.000	1.50

ID#:71 Mass:150.00 Name:1,4-Dichlorobenzene-d4 (IS)
 $f(x)=?$ $rr1=0.000000$ $rr2=0.000000$
 MeanRF:0.00 RFSD:-- RFRSD:--
 CurveType:?
 WeightedRegression:None

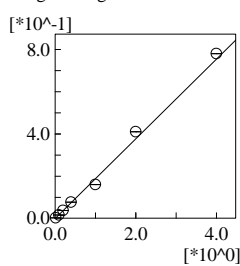
ISTD

ID#:72 Mass:105.00 Name:Isopropylbenzene
 $f(x)=2.880891*x$ $rr1=0.995451$ $rr2=0.990922$
 MeanRF:2.88 RFSD:0.34 RFRSD:11.90
 CurveType:Mean Response Factor
 WeightedRegression:None



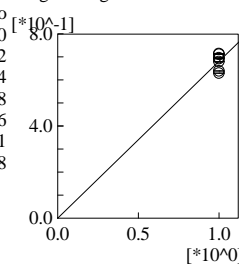
#	Conc. Ratio (ppb)	Mean Area Ratio
1	0.020	0.05
2	0.100	0.31
3	0.200	0.65
4	0.400	1.28
5	1.000	2.54
6	2.000	6.02
7	4.000	10.04

ID#:73 Mass:53.00 Name:Trans-1,4-Dichloro-2-butene
 $f(x)=-0.188714*x-0.001519$ $rr1=0.996700$ $rr2=0.993412$
 MeanRF:0.17 RFSD:0.03 RFRSD:17.77
 CurveType:Least Square Method
 WeightedRegression:1/C2



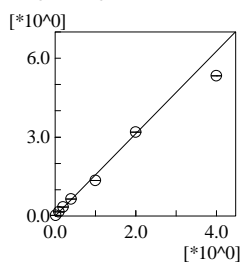
#	Conc. Ratio (ppb)	Mean Area Ratio
1	0.020	0.00
2	0.100	0.02
3	0.200	0.04
4	0.400	0.08
5	1.000	0.16
6	2.000	0.41
7	4.000	0.78

ID#:74 Mass:95.00 Name:Bromofluorobenzene
 $f(x)=0.680016*x$ $rr1=0.000000$ $rr2=0.000000$
 MeanRF:0.68 RFSD:0.03 RFRSD:4.93
 CurveType:Mean Response Factor
 WeightedRegression:None



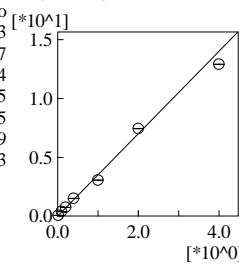
#	Conc. Ratio (ppb)	Mean Area Ratio
1	1.000	0.71
2	1.000	0.71
3	1.000	0.70
4	1.000	0.69
5	1.000	0.64
6	1.000	0.68
7	1.000	0.63

ID#:75 Mass:77.00 Name:Bromobenzene
 $f(x)=1.562342*x$ $rr1=0.995615$ $rr2=0.991250$
 MeanRF:1.56 RFSD:0.16 RFRSD:9.95
 CurveType:Mean Response Factor
 WeightedRegression:None



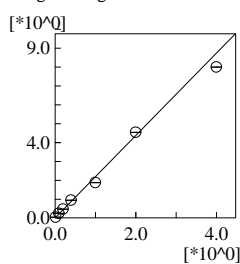
#	Conc. Ratio (ppb)	Mean Area Ratio
1	0.020	0.03
2	0.100	0.17
3	0.200	0.34
4	0.400	0.65
5	1.000	1.35
6	2.000	3.19
7	4.000	5.33

ID#:76 Mass:91.00 Name:n-Propylbenzene
 $f(x)=3.493217*x$ $rr1=0.996963$ $rr2=0.993936$
 MeanRF:3.49 RFSD:0.35 RFRSD:10.00
 CurveType:Mean Response Factor
 WeightedRegression:None



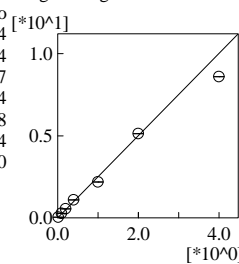
#	Conc. Ratio (ppb)	Mean Area Ratio
1	0.020	0.06
2	0.100	0.38
3	0.200	0.76
4	0.400	1.50
5	1.000	3.05
6	2.000	7.44
7	4.000	12.91

ID#:77 Mass:91.00 Name:2-Chlorotoluene
 $f(x)=2.179902*x$ $rr1=0.997447$ $rr2=0.994901$
 MeanRF:2.18 RFSD:0.21 RFRSD:9.40
 CurveType:Mean Response Factor
 WeightedRegression:None



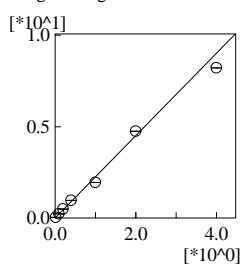
#	Conc. Ratio (ppb)	Mean Area Ratio
1	0.020	0.04
2	0.100	0.24
3	0.200	0.47
4	0.400	0.94
5	1.000	1.88
6	2.000	4.54
7	4.000	8.00

ID#:78 Mass:105.00 Name:1,3,5-Trimethylbenzene
 $f(x)=2.502381*x$ $rr1=0.995775$ $rr2=0.991569$
 MeanRF:2.50 RFSD:0.30 RFRSD:12.14
 CurveType:Mean Response Factor
 WeightedRegression:None



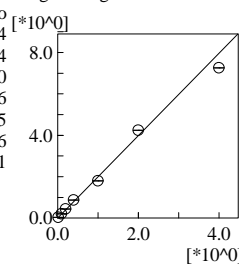
#	Conc. Ratio (ppb)	Mean Area Ratio
1	0.020	0.04
2	0.100	0.28
3	0.200	0.56
4	0.400	1.10
5	1.000	2.19
6	2.000	5.13
7	4.000	8.61

ID#:79 Mass:91.00 Name:4-Chlorotoluene
 $f(x)=2.249968*x$ $rr1=0.996806$ $rr2=0.993623$
 MeanRF:2.25 RFSD:0.23 RFRSD:10.01
 CurveType:Mean Response Factor
 WeightedRegression:None



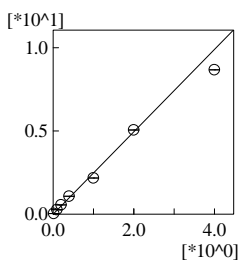
#	Conc. Ratio (ppb)	Mean Area Ratio
1	0.020	0.04
2	0.100	0.24
3	0.200	0.50
4	0.400	0.96
5	1.000	1.95
6	2.000	4.76
7	4.000	8.21

ID#:80 Mass:119.00 Name:tert-Butylbenzene
 $f(x)=1.986199*x$ $rr1=0.996706$ $rr2=0.993424$
 MeanRF:1.99 RFSD:0.21 RFRSD:10.62
 CurveType:Mean Response Factor
 WeightedRegression:None



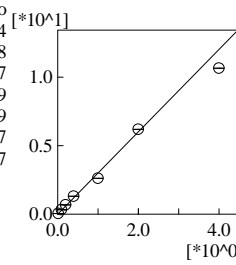
#	Conc. Ratio (ppb)	Mean Area Ratio
1	0.020	0.03
2	0.100	0.21
3	0.200	0.43
4	0.400	0.87
5	1.000	1.80
6	2.000	4.24
7	4.000	7.26

ID#:81 Mass:105.00 Name:1,2,4-Trimethylbenzene
 $f(x)=2.469055*x$ $rr1=0.996693$ $rr2=0.993396$
 MeanRF:2.47 RFSD:0.34 RFRSD:13.77
 CurveType:Mean Response Factor
 WeightedRegression:None



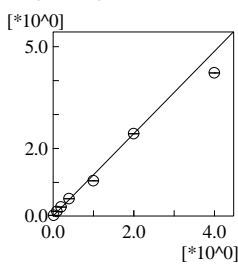
#	Conc. Ratio (ppb)	Mean Area Ratio
1	0.020	0.04
2	0.100	0.28
3	0.200	0.57
4	0.400	1.09
5	1.000	2.19
6	2.000	5.07
7	4.000	8.67

ID#:82 Mass:105.00 Name:sec-Butylbenzene
 $f(x)=3.000059*x$ $rr1=0.996681$ $rr2=0.993372$
 MeanRF:3.00 RFSD:0.39 RFRSD:12.97
 CurveType:Mean Response Factor
 WeightedRegression:None



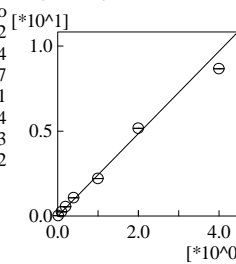
#	Conc. Ratio (ppb)	Mean Area Ratio
1	0.020	0.05
2	0.100	0.34
3	0.200	0.69
4	0.400	1.32
5	1.000	2.63
6	2.000	6.21
7	4.000	10.64

ID#:83 Mass:146.00 Name:1,3-Dichlorobenzene
 $f(x)=1.213125*x$ $rr1=0.997308$ $rr2=0.994623$
 MeanRF:1.21 RFSD:0.14 RFRSD:11.33
 CurveType:Mean Response Factor
 WeightedRegression:None



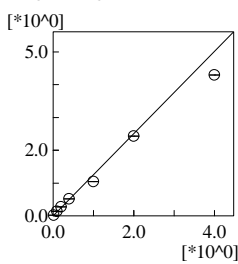
#	Conc. Ratio (ppb)	Mean Area Ratio
1	0.020	0.02
2	0.100	0.14
3	0.200	0.27
4	0.400	0.51
5	1.000	1.04
6	2.000	2.43
7	4.000	4.22

ID#:84 Mass:119.00 Name:p-iso-Propyltoluene
 $f(x)=2.418076*x$ $rr1=0.995761$ $rr2=0.991541$
 MeanRF:2.42 RFSD:0.35 RFRSD:14.36
 CurveType:Mean Response Factor
 WeightedRegression:None



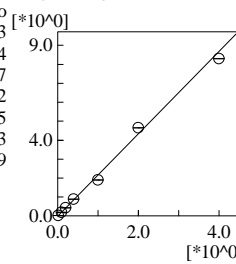
#	Conc. Ratio (ppb)	Mean Area Ratio
1	0.020	0.04
2	0.100	0.26
3	0.200	0.56
4	0.400	1.08
5	1.000	2.21
6	2.000	5.16
7	4.000	8.65

ID#:85 Mass:146.00 Name:1,4-Dichlorobenzene
 $f(x)=1.252837*x$ $rr1=0.997810$ $rr2=0.995625$
 MeanRF:1.25 RFSD:0.15 RFRSD:11.65
 CurveType:Mean Response Factor
 WeightedRegression:None



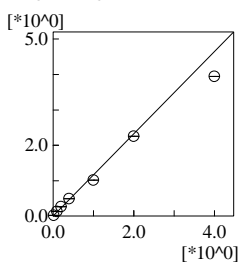
#	Conc. Ratio (ppb)	Mean Area Ratio
1	0.020	0.03
2	0.100	0.14
3	0.200	0.27
4	0.400	0.52
5	1.000	1.05
6	2.000	2.43
7	4.000	4.29

ID#:86 Mass:91.00 Name:n-Butylbenzene
 $f(x)=2.174925*x-0.019010$ $rr1=0.997489$ $rr2=0.994985$
 MeanRF:1.99 RFSD:0.37 RFRSD:18.69
 CurveType:Least Square Method
 WeightedRegression:1/C2



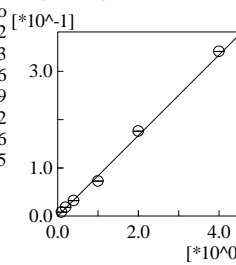
#	Conc. Ratio (ppb)	Mean Area Ratio
1	0.020	0.02
2	0.100	0.20
3	0.200	0.44
4	0.400	0.89
5	1.000	1.89
6	2.000	4.65
7	4.000	8.30

ID#:87 Mass:146.00 Name:1,2-Dichlorobenzene
 $f(x)=1.161747*x$ $rr1=0.997717$ $rr2=0.995440$
 MeanRF:1.16 RFSD:0.14 RFRSD:11.88
 CurveType:Mean Response Factor
 WeightedRegression:None



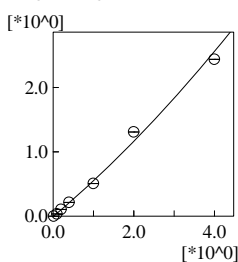
#	Conc. Ratio (ppb)	Mean Area Ratio
1	0.020	0.02
2	0.100	0.13
3	0.200	0.26
4	0.400	0.49
5	1.000	1.02
6	2.000	2.26
7	4.000	3.95

ID#:88 Mass:75.00 Name:1,2-Dibromo-3-chloropropane
 $f(x)=0.083360*x$ $rr1=0.998982$ $rr2=0.997965$
 MeanRF:0.08 RFSD:0.01 RFRSD:8.10
 CurveType:Mean Response Factor
 WeightedRegression:None



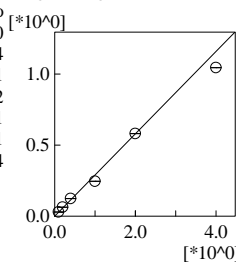
#	Conc. Ratio (ppb)	Mean Area Ratio
2	0.100	0.01
3	0.200	0.02
4	0.400	0.03
5	1.000	0.07
6	2.000	0.18
7	4.000	0.34

ID#:89 Mass:180.00 Name:1,2,4-Trichlorobenzene
 $f(x)=-0.027724*x^2+0.530085*x-0.008455$ $rr1=0.995511$ $rr2=0.991043$
 MeanRF:0.48 RFSD:0.18 RFRSD:37.97
 CurveType:2nd Order Regression
 WeightedRegression:1/C2



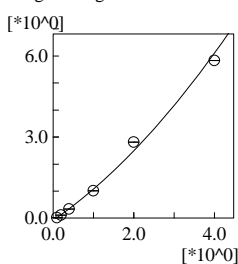
#	Conc. Ratio (ppb)	Mean Area Ratio
1	0.020	0.00
2	0.100	0.04
3	0.200	0.11
4	0.400	0.22
5	1.000	0.51
6	2.000	1.31
7	4.000	2.44

ID#:90 Mass:225.00 Name:Hexachlorobutadiene
 $f(x)=0.289046*x$ $rr1=0.997974$ $rr2=0.995952$
 MeanRF:0.29 RFSD:0.03 RFRSD:10.44
 CurveType:Mean Response Factor
 WeightedRegression:None



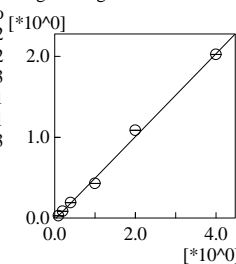
#	Conc. Ratio (ppb)	Mean Area Ratio
2	0.100	0.03
3	0.200	0.06
4	0.400	0.13
5	1.000	0.25
6	2.000	0.58
7	4.000	1.04

ID#:91 Mass:128.00 Name:Naphthalene
 $f(x)=-0.128570*x^2+1.028756*x-0.086974$ $rr1=0.996638$ $rr2=0.993288$
 MeanRF:0.91 RFSD:0.49 RFRSD:53.08
 CurveType:2nd Order Regression
 WeightedRegression:1/C2



#	Conc. Ratio (ppb)	Mean Area Ratio
2	0.100	0.02
3	0.200	0.12
4	0.400	0.33
5	1.000	1.01
6	2.000	2.81
7	4.000	5.83

ID#:92 Mass:180.00 Name:1,2,3-Trichlorobenzene
 $f(x)=0.514144*x-0.021819$ $rr1=0.996412$ $rr2=0.992838$
 MeanRF:0.44 RFSD:0.09 RFRSD:20.09
 CurveType:Least Square Method
 WeightedRegression:1/C2



#	Conc. Ratio (ppb)	Mean Area Ratio
2	0.100	0.03
3	0.200	0.08
4	0.400	0.19
5	1.000	0.43
6	2.000	1.09
7	4.000	2.03

Analyst: ABO Instrument: J1A Trace Number: VOC-B012-F29T

Method: 8260B/C/D

Batch:

Sample ID: ICAL1

Data File: C:\GCMSsolution\Archived Data\2022\01-JAN\220110after\220110A016.qgd

Date: 1/10/2022

Method File: C:\GCMSsolution\Data\8260-W-220110A.qgm

Time: 14:57:37

Sample Name: ICAL1

Dilution: 1

Internal Standard

ID#	Name	Mass	Time	Area	Conc.
1	1,4-Difluorobenzene (IS)	114.00	4.63	312944	50.00
51	Chlorobenzene-d5 (IS)	117.00	7.03	304015	50.00
71	1,4-Dichlorobenzene-d4 (IS)	150.00	9.26	203053	50.00

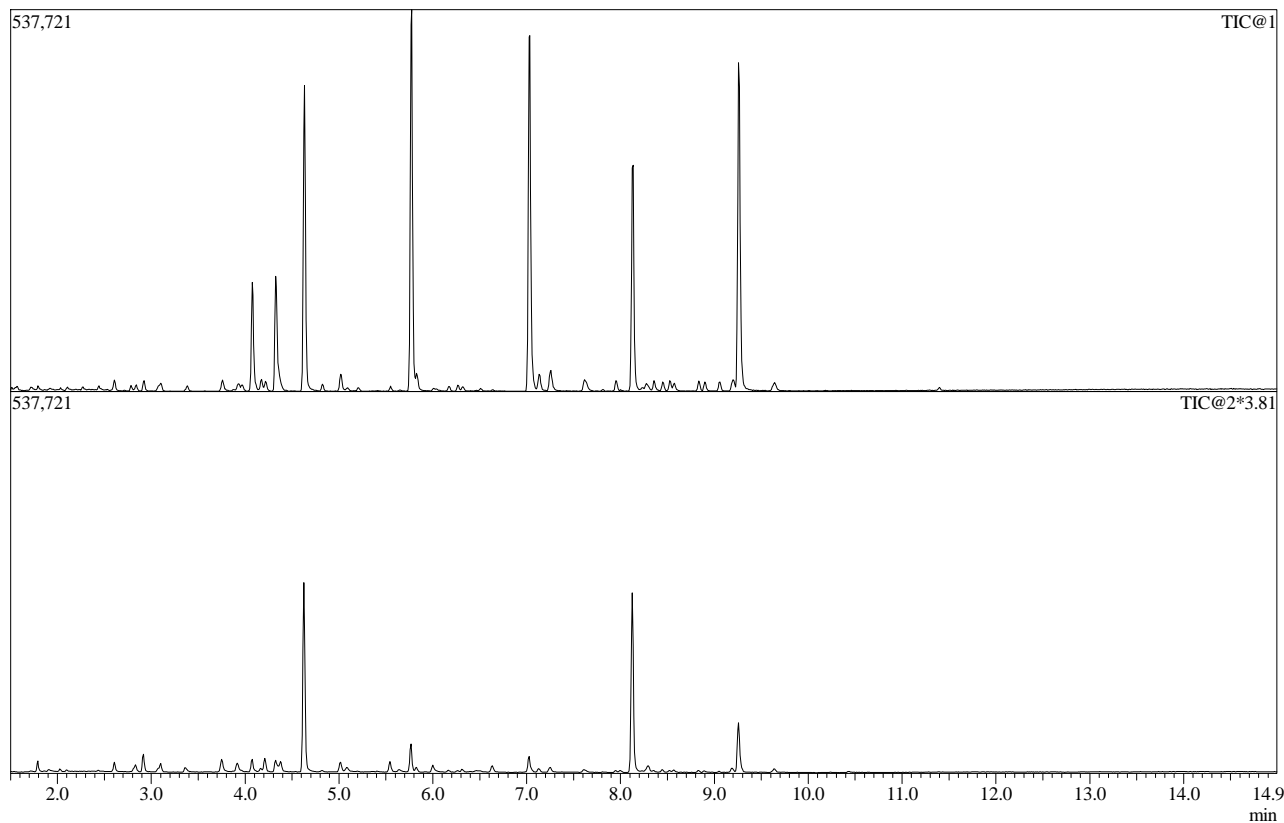
Surrogate

ID#	Name	Mass	Time	Area	Conc.
37	1,2-Dichloroethane-d4	65.00	4.33	82702	51.80
53	Toluene-d8	98.00	5.77	342095	49.22
74	Bromofluorobenzene	95.00	8.13	144461	52.31

Target

ID#	Name	Mass	Time	Area	Conc.
2	Dichlorodifluoromethane	85.00	1.57	3288	1.04
3	Chloromethane	50.00	1.72	5214	1.01
4	Vinyl Chloride	62.00	1.79	4573	1.04
5	Bromomethane	94.00	2.03	1130	0.84
6	Chloroethane	64.00	2.10	2544	0.99
7	Trichlorofluoromethane	101.00	2.27	2911	1.05
8	Diethyl Ether	59.00	2.44	2407	0.97
9	Acrolein	56.00	2.54	898	5.55
10	1,1,2-Trichlorotrifluoroethane	101.00	2.60	2725	1.09
11	1,1-Dichloroethene	61.00	2.61	3989	0.98
12	Acetone	43.00	2.62	1150	0.97
13	Idomethane	142.00	2.72	500	1.33
14	Carbon Disulfide	76.00	2.78	7487	0.93
15	Acetonitrile	41.00	2.81	610	1.28
16	Methyl Acetate	43.00	2.82	2084	0.98
17	Allyl Chloride(3-Chloroprene)	41.00	2.84	4832	0.90
18	Methylene Chloride	49.00	2.92	8068	0.97
19	Acrylonitrile	53.00	3.06	960	0.82
20	MTBE	73.00	3.08	5278	0.87
21	trans-1,2-Dichloroethene	61.00	3.10	4189	0.96
22	Vinyl Acetate	43.00	3.37	3325	0.88
23	1,1-Dichloroethane	63.00	3.38	4982	0.95
24	2-Butanone(MEK)	43.00	3.75	3365	0.92
25	Ethyl Acetate	45.00	3.75	186	1.48
26	cis-1,2-Dichloroethene	61.00	3.76	4874	0.96
27	2,2-Dichloropropane	77.00	3.77	3122	0.97
28	Propionitrile(Ethyl cyanide)	54.00	3.77	249	0.88
29	Methacrylonitrile	41.00	3.88	1148	0.81
30	Bromochloromethane	49.00	3.92	3319	0.98
31	Tetrahydrofuran	42.00	3.94	5809	0.98
32	Chloroform	83.00	3.97	4761	0.96
33	1,1,1-Trichloroethane	97.00	4.11	3283	0.96
34	Cyclohexane	56.00	4.17	5907	0.87
35	1,1-Dichloropropene	75.00	4.21	4106	0.95
36	Carbon tetrachloride	117.00	4.22	2607	0.95
38	Benzene	78.00	4.36	13797	0.98
39	1,2-Dichloroethane	62.00	4.39	3524	1.06
40	Trichloroethene	95.00	4.83	2908	0.97
41	1,2-Dichloropropane	63.00	5.02	2776	0.89
42	Methyl Cyclohexane	83.00	5.02	4807	0.85
43	Dibromomethane	93.00	5.09	1315	0.93
44	Bromodichloromethane	83.00	5.21	3212	0.92
45	2-Nitropropane	43.00	5.36	354	2.27
46	2-Chloroethylvinyl ether	63.00	5.42	421	2.74
47	cis-1,3-Dichloropropene	75.00	5.55	3682	0.79
48	4-Methyl-2-Pentanone(MIBK)	43.00	5.65	1980	0.87
49	trans-1,3-Dichloropropene	75.00	6.01	2487	0.73
50	1,1,2-Trichloroethane	97.00	6.17	2129	0.92
52	1,4-Dioxane	88.00	-	---	N.D.(Peak)
54	Toluene	91.00	5.83	12406	0.98
55	Ethyl Methacrylate	69.00	6.04	1759	1.01

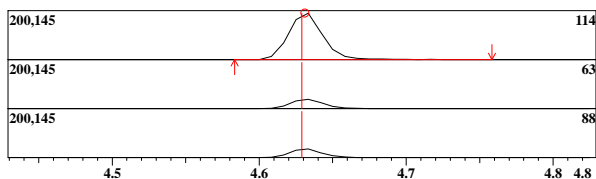
ID#	Name	Mass	Time	Area	Conc.
56	Tetrachloroethene	166.00	6.27	2406	0.92
57	1,3-Dichloropropane	76.00	6.32	4305	0.92
58	2-Hexanone(MBK)	43.00	-	---	N.D.(Peak)
59	Dibromochloromethane	127.00	6.51	1223	0.76
60	1,2-Dibromoethane	107.00	6.64	1640	0.79
61	Chlorobenzene	112.00	7.06	8360	0.99
62	1,1,1,2-Tetrachloroethane	131.00	7.13	1861	0.81
63	Ethylbenzene	91.00	7.14	12733	0.93
64	Xylene-mp	91.00	7.26	23706	2.11
65	Xylene-o	91.00	7.61	9761	0.89
66	Styrene	104.00	7.64	6636	0.77
67	Bromoform	173.00	7.81	885	0.83
68	Cyclohexanone	55.00	-	---	N.D.(Peak)
69	1,1,2,2-Tetrachloroethane	83.00	8.24	2681	0.93
70	1,2,3-Trichloropropane	75.00	8.31	3744	0.97
72	Isopropylbenzene	105.00	7.95	10256	0.88
73	Trans-1,4-Dichloro-2-butene	53.00	8.01	463	1.01
75	Bromobenzene	77.00	8.28	6531	1.03
76	n-Propylbenzene	91.00	8.36	12596	0.89
77	2-Chlorotoluene	91.00	8.45	8263	0.93
78	1,3,5-Trimethylbenzene	105.00	8.53	9084	0.89
79	4-Chlorotoluene	91.00	8.57	8276	0.91
80	tert-Butylbenzene	119.00	8.83	6831	0.85
81	1,2,4-Trimethylbenzene	105.00	8.90	8212	0.82
82	sec-Butylbenzene	105.00	9.06	10219	0.84
83	1,3-Dichlorobenzene	146.00	9.19	4681	0.95
84	p-iso-Propyltoluene	119.00	9.21	7496	0.76
85	1,4-Dichlorobenzene	146.00	9.29	5369	1.06
86	n-Butylbenzene	91.00	9.63	4910	0.99
87	1,2-Dichlorobenzene	146.00	9.64	4557	0.97
88	1,2-Dibromo-3-chloropropane	75.00	-	---	N.D.(Peak)
89	1,2,4-Trichlorobenzene	180.00	11.28	480	1.02
90	Hexachlorobutadiene	225.00	11.39	1003	0.85
91	Naphthalene	128.00	-	---	N.D.(Peak)
92	1,2,3-Trichlorobenzene	180.00	-	---	N.D.(Peak)



ID#1 Name:1,4-Difluorobenzene (IS) Type:ISTD No Manual Integration

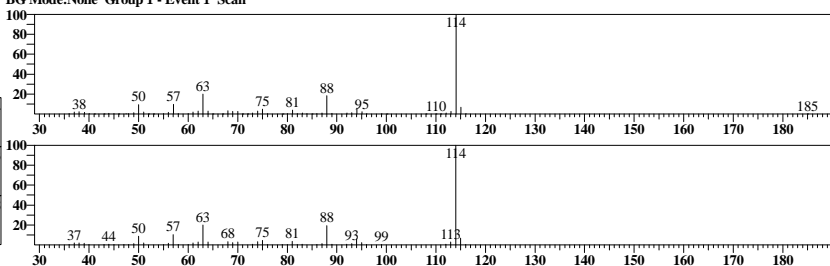
Mass:114.00 R.T:4.631 Area:312944 Conc:50.00000ppm

#	m/z	Area	Ratio	Reference
1	63.00	17323	19.97	23.00
2	88.00	15861	18.29	20.00



ID#1 R.Time:4.633(Scan#:753)

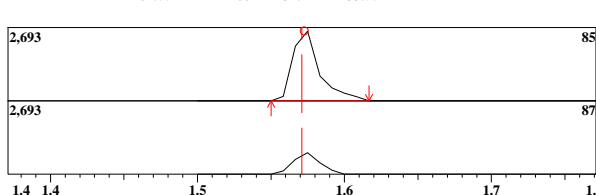
MassPeaks:64
RawMode:Averaged 4.608-4.658(747-759)
BG Mode:None Group 1 - Event 1 Scan



ID#2 Name:Dichlorodifluoromethane Type:Target No Manual Integration

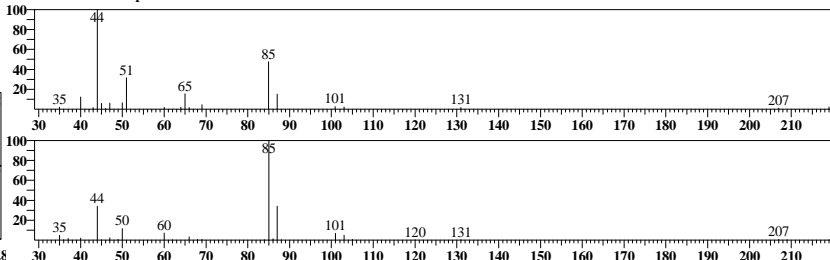
Mass:85.00 R.T:1.573 Area:3288 Conc:1.04325ppm

#	m/z	Area	Ratio	Reference
1	87.00	288	31.44	33.00



ID#2 R.Time:1.575(Scan#:19)

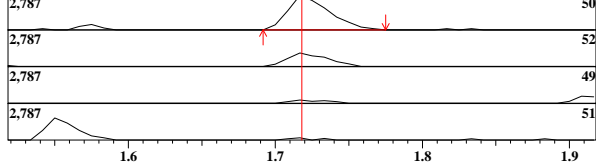
MassPeaks:21
RawMode:Averaged 1.550-1.600(13-25)
BG Mode:None Group 1 - Event 1 Scan



ID#3 Name:Chloromethane Type:Target No Manual Integration

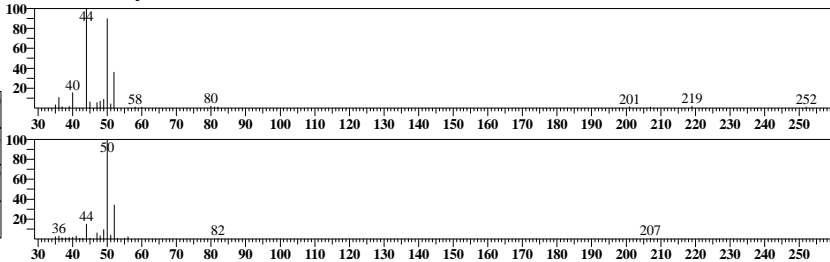
Mass:50.00 R.T:1.719 Area:5214 Conc:1.00796ppm

#	m/z	Area	Ratio	Reference
1	52.00	542	40.00	30.00
2	49.00	129	9.52	10.00
3	51.00	62	4.58	5.00



ID#3 R.Time:1.717(Scan#:53)

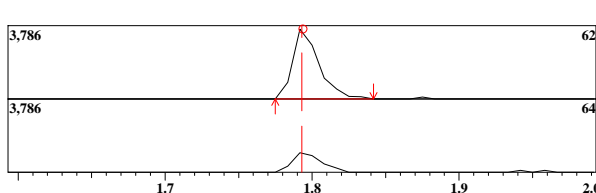
MassPeaks:22
RawMode:Averaged 1.692-1.742(47-59)
BG Mode:None Group 1 - Event 1 Scan



ID#4 Name:Vinyl Chloride Type:Target No Manual Integration


Mass:62.00 R.T:1.794 Area:4573 Conc:1.03690ppm

#	m/z	Area	Ratio	Reference
1	64.00	478	32.32	31.00



ID#4 R.Time:1.792(Scan#:71)

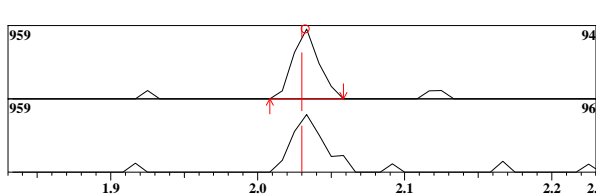
MassPeaks:28
RawMode:Averaged 1.775-1.817(67-77)
BG Mode:None Group 1 - Event 1 Scan



ID#5 Name:Bromomethane Type:Target No Manual Integration


Mass:94.00 R.T:2.033 Area:1130 Conc:0.84406ppm

#	m/z	Area	Ratio	Reference
1	96.00	337	104.66	95.00



ID#5 R.Time:2.033(Scan#:129)

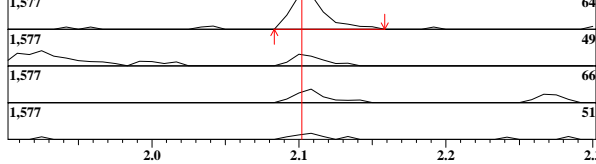
MassPeaks:35
RawMode:Averaged 2.008-2.058(123-135)
BG Mode:None Group 1 - Event 1 Scan



ID#6 Name:Chloroethane Type:Target No Manual Integration

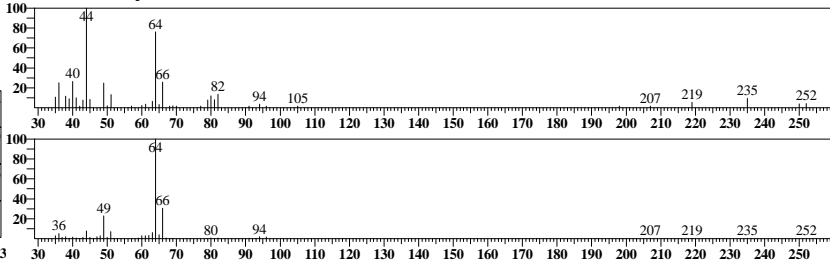
Mass:64.00 R.T:2.104 Area:2544 Conc:0.99227ppm

#	m/z	Area	Ratio	Reference
1	49.00	224	32.37	25.00
2	66.00	234	33.81	31.00
3	51.00	121	17.40	10.00



ID#6 R.Time:2.108(Scan#:147)

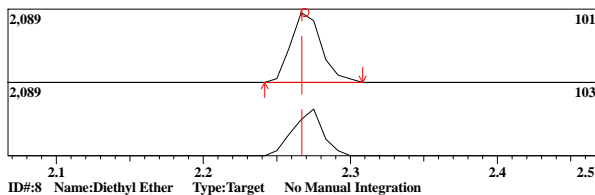
MassPeaks:38
RawMode:Averaged 2.083-2.133(141-153)
BG Mode:None Group 1 - Event 1 Scan



ID#:7 Name:Trichlorofluoromethane Type:Target No Manual Integration

Mass:101.00 R.T:2.269 Area:2911 Conc:1.05049ppm

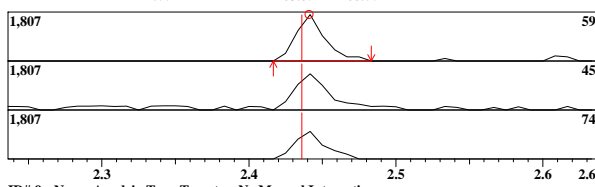
#	m/z	Area	Ratio	Reference
1	103.00	537	65.73	57.00



ID#8 Name:Diethyl Ether Type:Target No Manual Integration

Mass:59.00 R.T:2.441 Area:2407 Conc:0.96787ppm

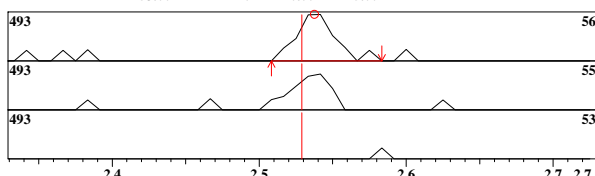
#	m/z	Area	Ratio	Reference
1	45.00	593	89.31	80.00
2	74.00	424	63.85	68.00



ID#9 Name:Acrolein Type:Target No Manual Integration

Mass:56.00 R.T:2.538 Area:898 Conc:5.55326ppm

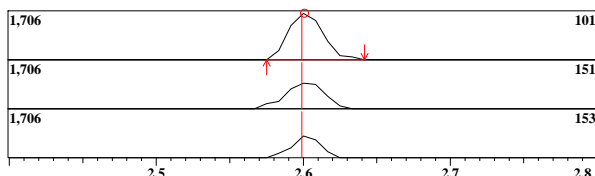
#	m/z	Area	Ratio	Reference
1	55.00	185	76.76	70.00
2	53.00	0	* 0.00	5.00



ID#10 Name:1,1,2-Trichlorotrifluoroethane Type:Target No Manual Integration

Mass:101.00 R.T:2.601 Area:2725 Conc:1.08662ppm

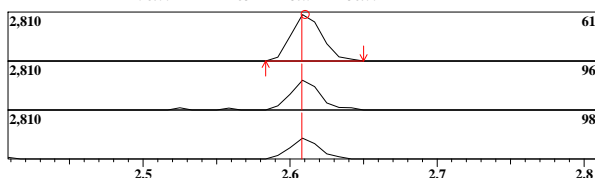
#	m/z	Area	Ratio	Reference
1	151.00	492	64.48	60.00
2	153.00	303	39.71	40.00



ID#11 Name:1,1-Dichloroethene Type:Target No Manual Integration

Mass:61.00 R.T:2.610 Area:3989 Conc:0.97876ppm

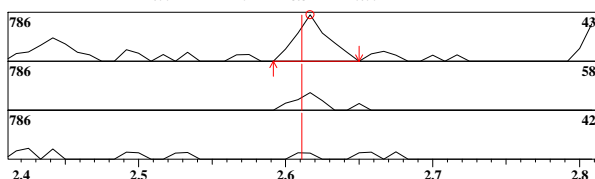
#	m/z	Area	Ratio	Reference
1	96.00	682	60.84	60.00
2	98.00	483	43.09	36.00



ID#12 Name:Acetone Type:Target No Manual Integration



Mass:43.00 R.T:2.617 Area:1150 Conc:0.96715ppm

#	m/z	Area	Ratio	Reference
1	58.00	104	31.71	30.00
2	42.00	29	8.84	10.00





ID#7 R.Time:2.275(Scan#:187)

MassPeaks:34
RawMode:Averaged 2.242-2.292(179-191)
BG Mode:None Group 1 - Event 1 Scan





ID#8 R.Time:2.442(Scan#:227)

MassPeaks:36
RawMode:Averaged 2.417-2.467(221-233)
BG Mode:None Group 1 - Event 1 Scan



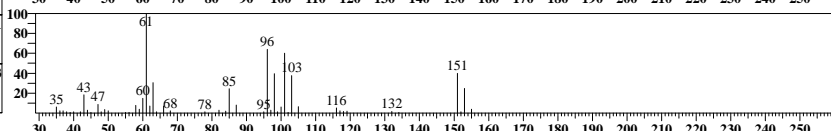
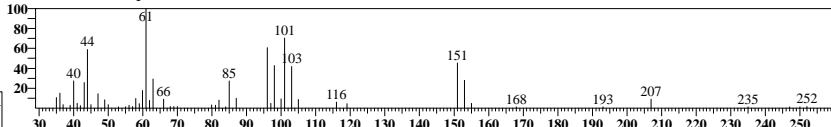
ID#9 R.Time:2.533(Scan#:249)

MassPeaks:31
RawMode:Averaged 2.517-2.567(245-257)
BG Mode:None Group 1 - Event 1 Scan



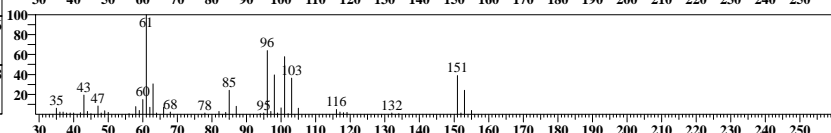
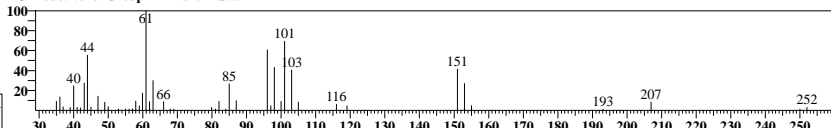
ID#10 R.Time:2.608(Scan#:267)

MassPeaks:52
RawMode:Averaged 2.575-2.625(259-271)
BG Mode:None Group 1 - Event 1 Scan



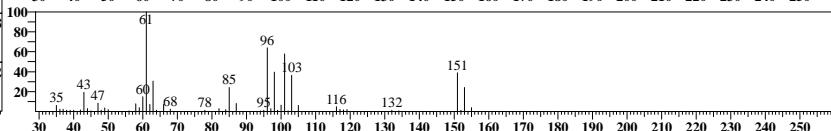
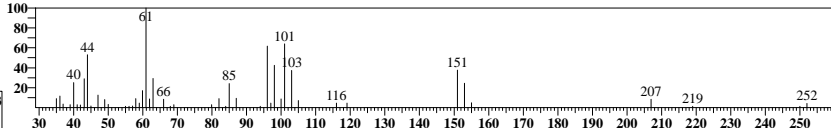
ID#11 R.Time:2.608(Scan#:267)

MassPeaks:48
RawMode:Averaged 2.583-2.633(261-273)
BG Mode:None Group 1 - Event 1 Scan



ID#12 R.Time:2.608(Scan#:267)

MassPeaks:47
RawMode:Averaged 2.592-2.642(263-275)
BG Mode:None Group 1 - Event 1 Scan

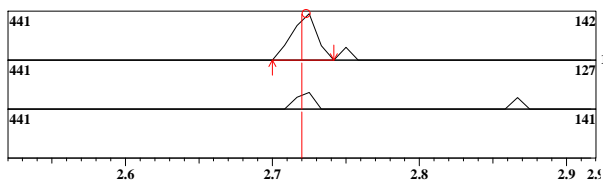


ID#:13 Name:Idomethane Type:Target Manual Integration Performed
Manual Reason: Peak Not Found ABO 02/08/22

Mass:142.00 R.T:2.723 Area:500 Conc:1.33344ppm

Event:1:Scan SI:59

#	m/z	Area	Ratio	Reference
1	127.00	43	25.90	35.00
2	141.00	0	* 0.00	13.00

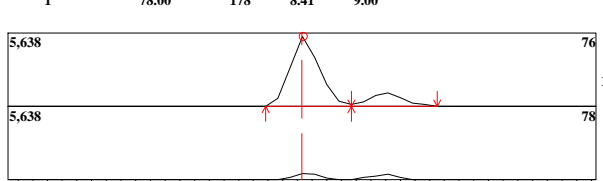


ID#:14 Name:Carbon Disulfide Type:Target No Manual Integration

Mass:76.00 R.T:2.784 Area:7487 Conc:0.93208ppm

Event:1:Scan SI:89

#	m/z	Area	Ratio	Reference
1	78.00	178	8.41	9.00

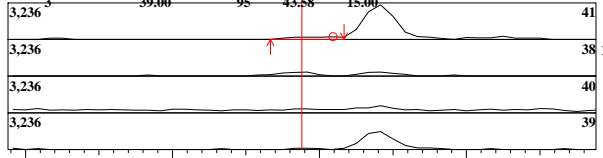


ID#:15 Name:Acetonitrile Type:Target Manual Integration Performed
Manual Reason: Peak Not Found ABO 02/08/22

Mass:41.00 R.T:2.809 Area:610 Conc:1.27968ppm

Event:1:Scan SI:91

#	m/z	Area	Ratio	Reference
1	38.00	157	72.02	40.00
2	40.00	319	* 146.33	20.00
3	39.00	95	43.58	15.00

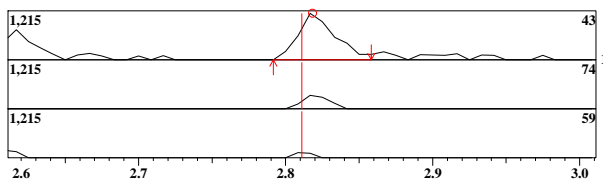


ID#:16 Name:Methyl Acetate Type:Target No Manual Integration

Mass:43.00 R.T:2.819 Area:2084 Conc:0.98111ppm

Event:1:Scan SI:85

#	m/z	Area	Ratio	Reference
1	74.00	126	22.70	40.00
2	59.00	35	6.31	20.00

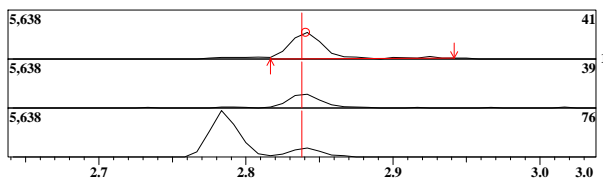


ID#:17 Name:Allyl Chloride(3-Chloroprene) Type:Target No Manual Integration

Mass:41.00 R.T:2.841 Area:4832 Conc:0.89644ppm

Event:1:Scan SI:92

#	m/z	Area	Ratio	Reference
1	39.00	745	54.06	40.00
2	76.00	502	36.43	5.00

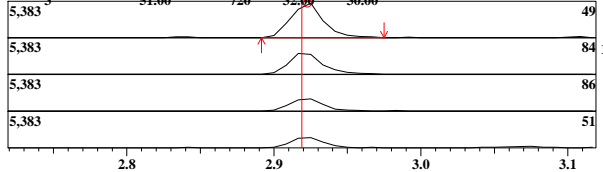


ID#:18 Name:Methylene Chloride Type:Target No Manual Integration

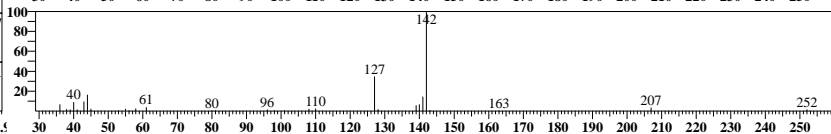

Mass:49.00 R.T:2.923 Area:8068 Conc:0.97259ppm

Event:1:Scan SI:94

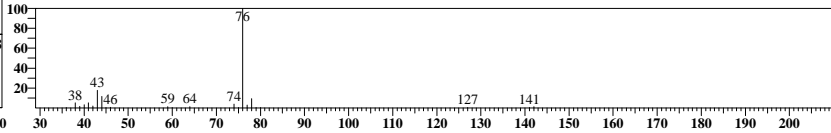
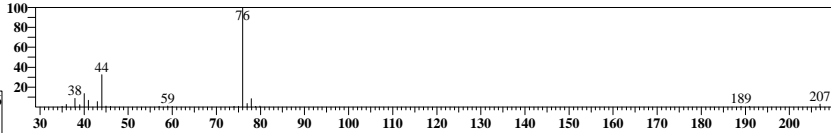
#	m/z	Area	Ratio	Reference
1	84.00	1430	63.56	64.00
2	86.00	859	38.18	40.00
3	51.00	720	32.00	30.00



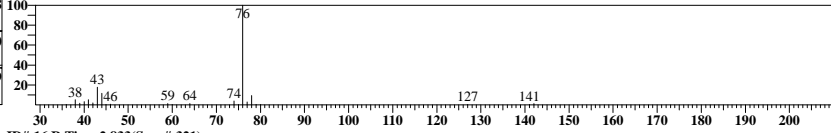
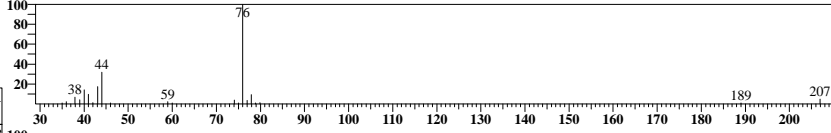
ID#:13 R.Time:2.717(Scan#:293)
MassPeaks:20
RawMode:Averaged 2.700-2.742(289-299)
BG Mode:None Group 1 - Event 1 Scan



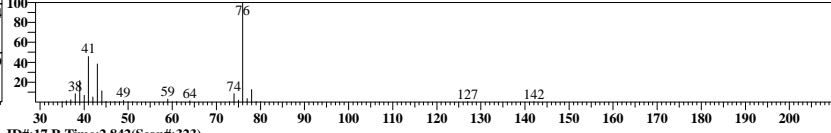
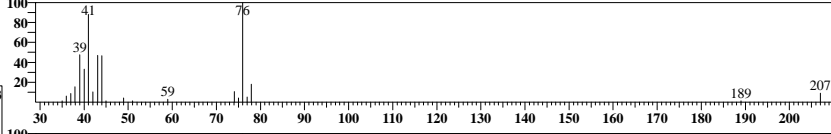
ID#:14 R.Time:2.783(Scan#:309)
MassPeaks:23
RawMode:Averaged 2.758-2.808(303-315)
BG Mode:None Group 1 - Event 1 Scan



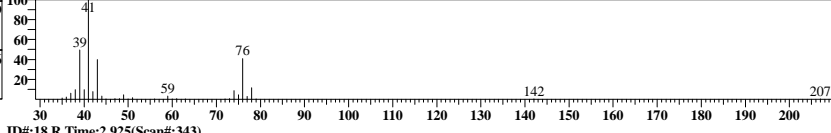

ID#:15 R.Time:2.792(Scan#:311)
MassPeaks:21
RawMode:Averaged 2.783-2.817(309-317)
BG Mode:None Group 1 - Event 1 Scan



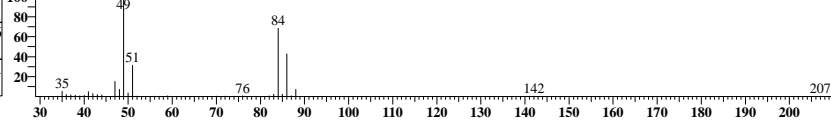
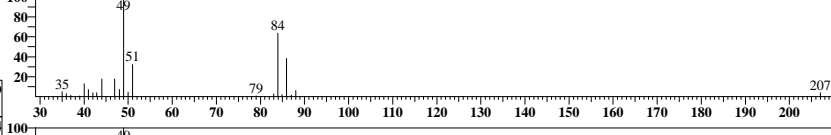
ID#:16 R.Time:2.833(Scan#:321)
MassPeaks:21
RawMode:Averaged 2.792-2.842(311-323)
BG Mode:None Group 1 - Event 1 Scan



ID#:17 R.Time:2.842(Scan#:323)
MassPeaks:20
RawMode:Averaged 2.817-2.867(317-329)
BG Mode:None Group 1 - Event 1 Scan



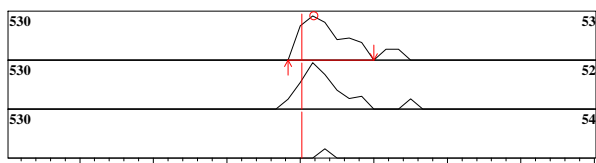
ID#:18 R.Time:2.925(Scan#:343)
MassPeaks:22
RawMode:Averaged 2.900-2.950(337-349)
BG Mode:None Group 1 - Event 1 Scan



ID#:19 Name:Acrylonitrile Type:Target No Manual Integration

Mass:53.00 R.T:3.059 Area:960 Conc:0.82094ppm

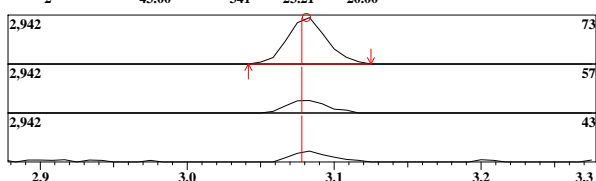
#	m/z	Area	Ratio	Reference
1	52.00	267	92.71	40.00
2	54.00	17	5.90	10.00



ID#:20 Name:MTBE Type:Target No Manual Integration

Mass:73.00 R.T:3.081 Area:5278 Conc:0.86696ppm

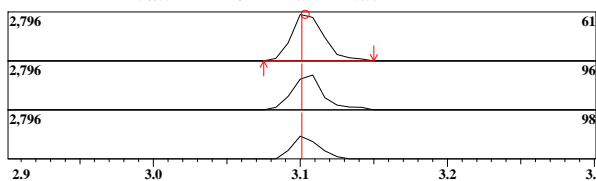
#	m/z	Area	Ratio	Reference
1	57.00	432	29.41	26.00
2	43.00	341	23.21	20.00



ID#:21 Name:trans-1,2-Dichloroethene Type:Target No Manual Integration

Mass:61.00 R.T:3.103 Area:4189 Conc:0.96070ppm

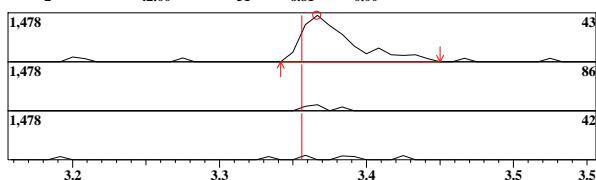
#	m/z	Area	Ratio	Reference
1	96.00	811	70.40	64.00
2	98.00	484	42.01	40.00



ID#:22 Name:Vinyl Acetate Type:Target No Manual Integration

Mass:43.00 R.T:3.366 Area:3325 Conc:0.88345ppm

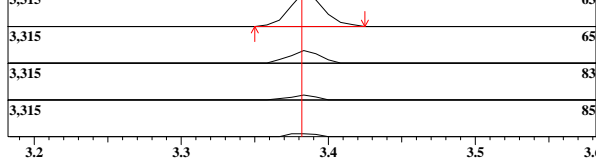
#	m/z	Area	Ratio	Reference
1	86.00	64	8.54	10.00
2	42.00	51	6.81	0.00



ID#:23 Name:1,1-Dichloroethane Type:Target No Manual Integration

Mass:63.00 R.T:3.384 Area:4982 Conc:0.95478ppm

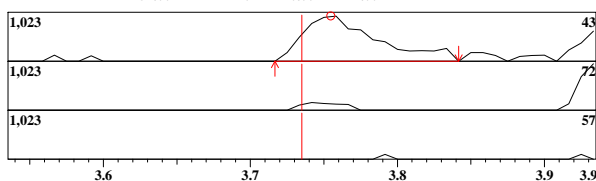
#	m/z	Area	Ratio	Reference
1	65.00	474	33.91	30.00
2	83.00	157	11.23	10.00
3	85.00	109	7.80	10.00




ID#:24 Name:2-Butanone(MEK) Type:Target No Manual Integration

Mass:43.00 R.T:3.755 Area:3365 Conc:0.91949ppm

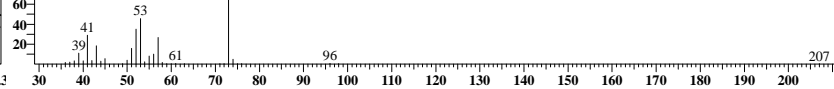
#	m/z	Area	Ratio	Reference
1	72.00	96	13.56	30.00
2	57.00	0	* 0.00	11.00




ID#:19 R.Time:3.075(Scan#:379)
MassPeaks:26
RawMode:Averaged 3.042-3.083(371-381)
BG Mode:None Group 1 - Event 1 Scan




ID#:20 R.Time:3.100(Scan#:385)
MassPeaks:37
RawMode:Averaged 3.058-3.108(375-387)
BG Mode:None Group 1 - Event 1 Scan




ID#:21 R.Time:3.100(Scan#:385)
MassPeaks:37
RawMode:Averaged 3.075-3.125(379-391)
BG Mode:None Group 1 - Event 1 Scan



ID#:22 R.Time:3.383(Scan#:453)
MassPeaks:23
RawMode:Averaged 3.342-3.392(443-455)
BG Mode:None Group 1 - Event 1 Scan



ID#:23 R.Time:3.383(Scan#:453)
MassPeaks:23
RawMode:Averaged 3.358-3.408(447-459)
BG Mode:None Group 1 - Event 1 Scan



ID#:24 R.Time:3.758(Scan#:543)
MassPeaks:33
RawMode:Averaged 3.733-3.783(537-549)
BG Mode:None Group 1 - Event 1 Scan

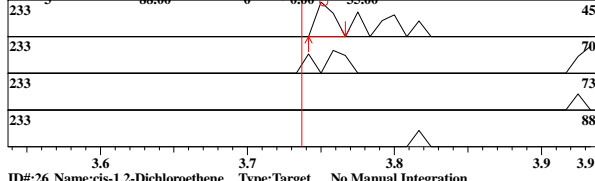


ID#:25 Name:Ethyl Acetate Type:Target Manual Integration Performed
Manual Reason: Peak Not Found ABO 02/08/22

Mass:45.00 R.T:3.752 Area:186 Conc:1.48420ppm

Event:1:Scan SI:89

#	m/z	Area	Ratio	Reference
1	70.00	95	102.15	100.00
2	73.00	0	* 0.00	45.00
3	88.00	0	* 0.00	35.00

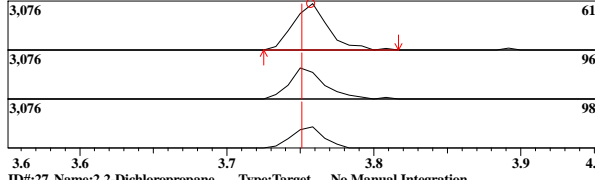


ID#:26 Name:cis-1,2-Dichloroethene Type:Target No Manual Integration

Mass:61.00 R.T:3.757 Area:4874 Conc:0.96186ppm

Event:1:Scan SI:90

#	m/z	Area	Ratio	Reference
1	96.00	913	68.29	55.00
2	98.00	586	43.83	35.00

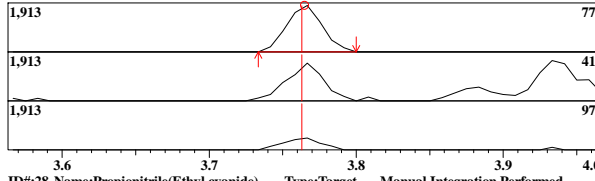


ID#:27 Name:2,2-Dichloropropane Type:Target No Manual Integration

Mass:77.00 R.T:3.765 Area:3122 Conc:0.96877ppm

Event:1:Scan SI:91

#	m/z	Area	Ratio	Reference
1	41.00	731	82.04	80.00
2	97.00	244	27.39	20.00

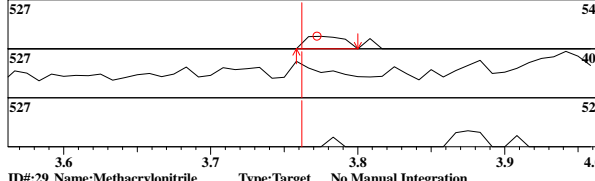


ID#:28 Name:Propionitrile(Ethyl cyanide) Type:Target Manual Integration Performed
Manual Reason: Peak Not Found ABO 02/08/22

Mass:54.00 R.T:3.773 Area:249 Conc:0.88488ppm

Event:1:Scan SI:89

#	m/z	Area	Ratio	Reference
1	40.00	294	* 358.54	30.00
2	52.00	17	20.73	10.00

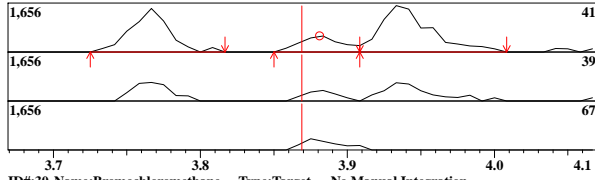


ID#:29 Name:Methacrylonitrile Type:Target No Manual Integration

Mass:41.00 R.T:3.881 Area:1148 Conc:0.80819ppm

Event:1:Scan SI:78

#	m/z	Area	Ratio	Reference
1	39.00	170	51.83	62.00
2	67.00	195	59.45	62.00

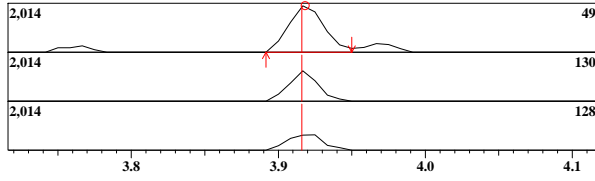


ID#:30 Name:Bromochloromethane Type:Target No Manual Integration

Mass:49.00 R.T:3.919 Area:3319 Conc:0.98068ppm

Event:1:Scan SI:84

#	m/z	Area	Ratio	Reference
1	130.00	501	54.22	48.00
2	128.00	324	35.06	38.00

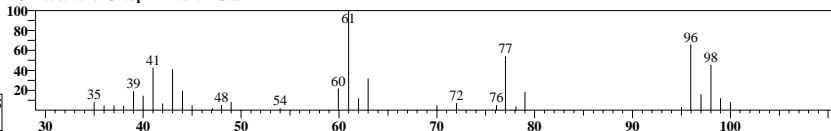


ID#:25 R.Time:3.758(Scan#:543)

MassPeaks:31

RawMode:Averaged 3.742-3.767(539-545)

BG Mode:None Group 1 - Event 1 Scan

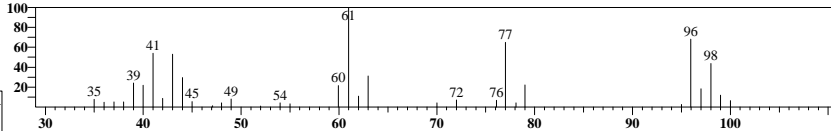


ID#:26 R.Time:3.758(Scan#:543)

MassPeaks:33

RawMode:Averaged 3.733-3.783(537-549)

BG Mode:None Group 1 - Event 1 Scan

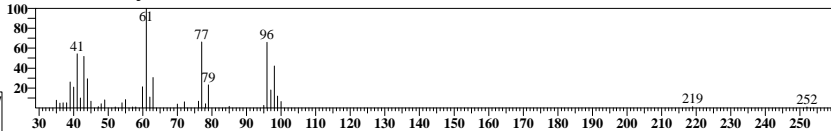


ID#:27 R.Time:3.758(Scan#:543)

MassPeaks:38

RawMode:Averaged 3.742-3.792(539-551)

BG Mode:None Group 1 - Event 1 Scan

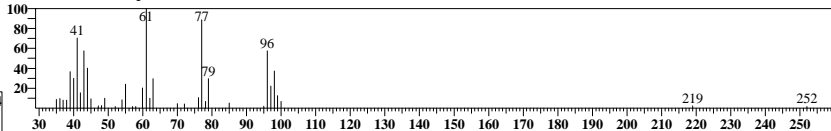


ID#:28 R.Time:3.767(Scan#:545)

MassPeaks:38

RawMode:Averaged 3.758-3.800(543-553)

BG Mode:None Group 1 - Event 1 Scan

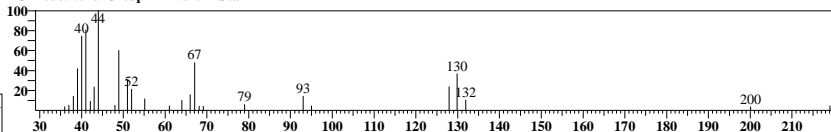


ID#:29 R.Time:3.875(Scan#:571)

MassPeaks:28

RawMode:Averaged 3.858-3.908(567-579)

BG Mode:None Group 1 - Event 1 Scan

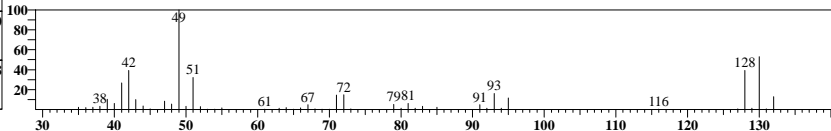
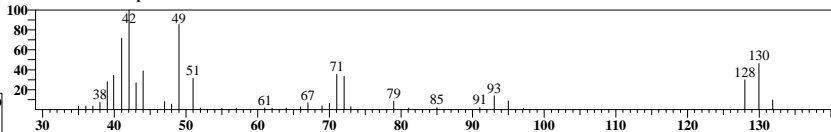


ID#:30 R.Time:3.925(Scan#:583)

MassPeaks:37

RawMode:Averaged 3.892-3.942(575-587)

BG Mode:None Group 1 - Event 1 Scan

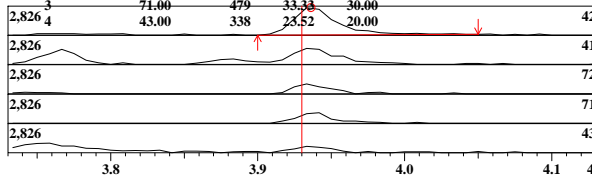


ID#:31 Name:Tetrahydrofuran Type:Target No Manual Integration

Mass:42.00 R.T:3.936 Area:5809 Conc:0.98159ppm

Event:1:Scan SI:82

#	m/z	Area	Ratio	Reference
1	41.00	922	64.16	50.00
2	72.00	482	33.54	30.00
3	71.00	479	33.33	30.00
4	43.00	338	23.52	20.00

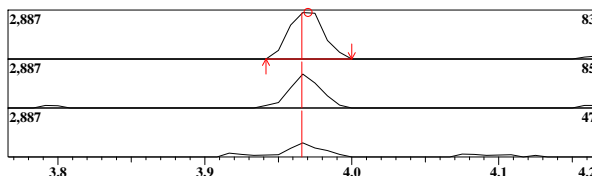


ID#:32 Name:Chloroform Type:Target No Manual Integration

Mass:83.00 R.T:3.970 Area:4761 Conc:0.96473ppm

Event:1:Scan SI:83

#	m/z	Area	Ratio	Reference
1	85.00	868	63.82	64.00
2	47.00	385	28.31	25.00

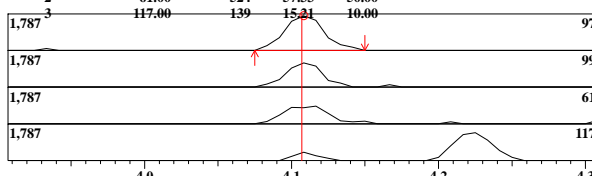


ID#:33 Name:1,1,1-Trichloroethane Type:Target No Manual Integration

Mass:97.00 R.T:4.109 Area:3283 Conc:0.96036ppm

Event:1:Scan SI:68

#	m/z	Area	Ratio	Reference
1	99.00	599	65.54	64.00
2	61.00	524	57.33	50.00
3	117.00	139	15.21	10.00

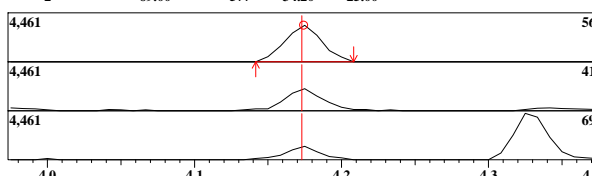


ID#:34 Name:Cyclohexane Type:Target No Manual Integration

Mass:56.00 R.T:4.174 Area:5907 Conc:0.86631ppm

Event:1:Scan SI:90

#	m/z	Area	Ratio	Reference
1	41.00	1017	60.28	60.00
2	69.00	577	34.20	25.00

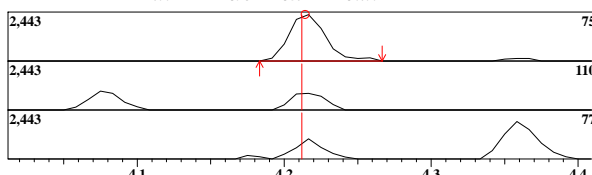


ID#:35 Name:1,1-Dichloropropene Type:Target No Manual Integration

Mass:75.00 R.T:4.215 Area:4106 Conc:0.94923ppm

Event:1:Scan SI:91

#	m/z	Area	Ratio	Reference
1	110.00	412	36.46	34.00
2	77.00	398	35.22	30.00

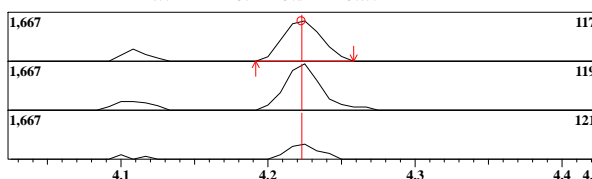


ID#:36 Name:Carbon tetrachloride Type:Target No Manual Integration

Mass:117.00 R.T:4.223 Area:2607 Conc:0.95252ppm

Event:1:Scan SI:92

#	m/z	Area	Ratio	Reference
1	119.00	761	102.29	95.00
2	121.00	230	30.91	30.00

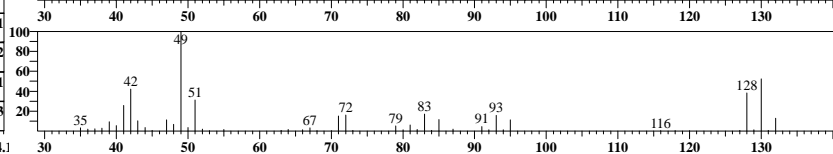
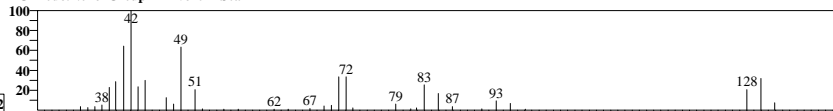


ID#:31 R.Time:3.925(Scan#:583)

MassPeaks:38

RawMode:Averaged 3.908-3.958(579-591)

BG Mode:None Group 1 - Event 1 Scan

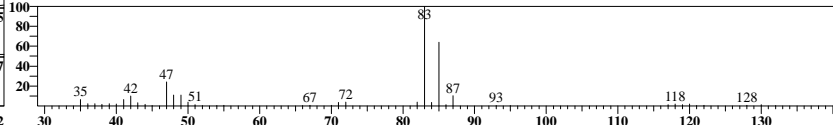
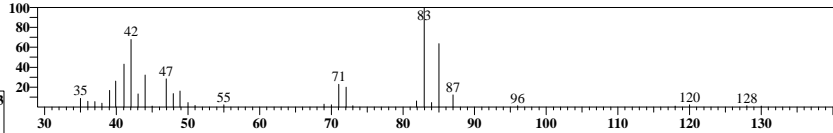


ID#:32 R.Time:3.967(Scan#:593)

MassPeaks:32

RawMode:Averaged 3.942-3.992(587-599)

BG Mode:None Group 1 - Event 1 Scan





ID#:33 R.Time:4.092(Scan#:623)

MassPeaks:53

RawMode:Averaged 4.083-4.133(621-633)

BG Mode:None Group 1 - Event 1 Scan





ID#:34 R.Time:4.175(Scan#:643)

MassPeaks:43

RawMode:Averaged 4.150-4.200(637-649)

BG Mode:None Group 1 - Event 1 Scan


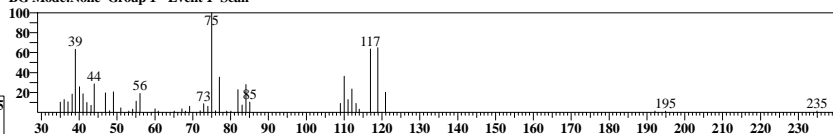


ID#:35 R.Time:4.217(Scan#:653)

MassPeaks:48

RawMode:Averaged 4.192-4.242(647-659)

BG Mode:None Group 1 - Event 1 Scan

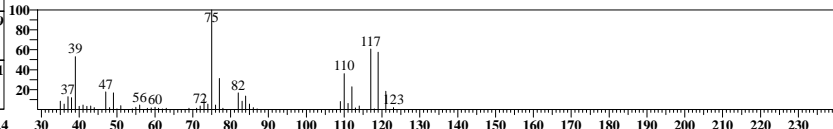
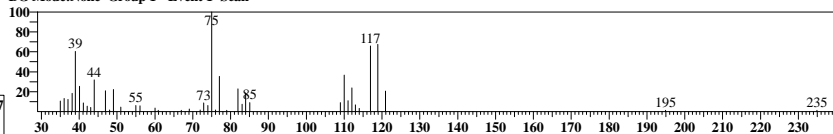


ID#:36 R.Time:4.217(Scan#:653)

MassPeaks:42

RawMode:Averaged 4.200-4.250(649-661)

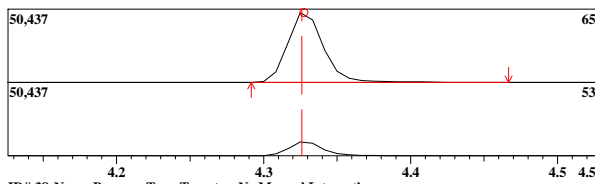
BG Mode:None Group 1 - Event 1 Scan



ID#:37 Name:1,2-Dichloroethane-d4 Type:Surrogate/SMC No Manual Integration

Mass:65.00 R.T:4.327 Area:82702 Conc:51.79630ppb

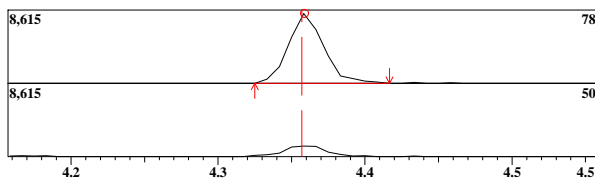
#	m/z	Area	Ratio	Reference
1	53.00	4319	19.27	15.00



ID#:38 Name:Benzene Type:Target No Manual Integration

Mass:78.00 R.T:4.359 Area:13797 Conc:0.97952ppb

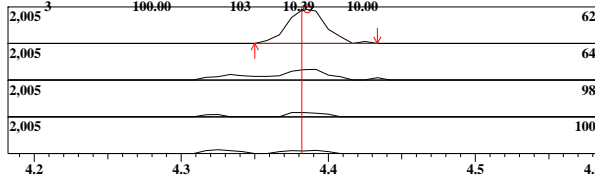
#	m/z	Area	Ratio	Reference
1	50.00	736	19.41	16.00



ID#:39 Name:1,2-Dichloroethane Type:Target No Manual Integration

Mass:62.00 R.T:4.386 Area:3524 Conc:1.06444ppb

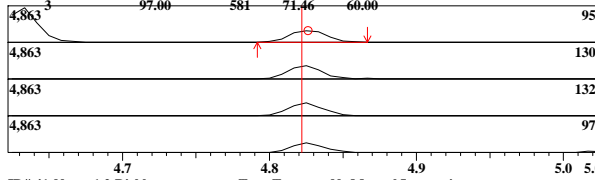
#	m/z	Area	Ratio	Reference
1	64.00	360	36.33	30.00
2	98.00	120	12.11	10.00
3	100.00	103	10.32	10.00



ID#:40 Name:Trichloroethene Type:Target No Manual Integration

Mass:95.00 R.T:4.826 Area:2908 Conc:0.97162ppb

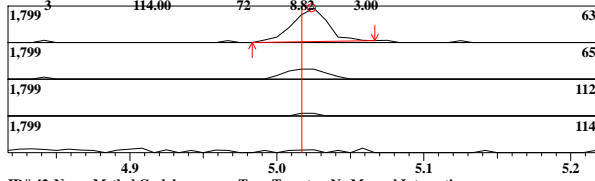
#	m/z	Area	Ratio	Reference
1	130.00	828	101.85	95.00
2	132.00	806	99.14	90.00
3	97.00	581	71.46	60.00



ID#:41 Name:1,2-Dichloropropane Type:Target No Manual Integration

Mass:63.00 R.T:5.024 Area:2776 Conc:0.89157ppb

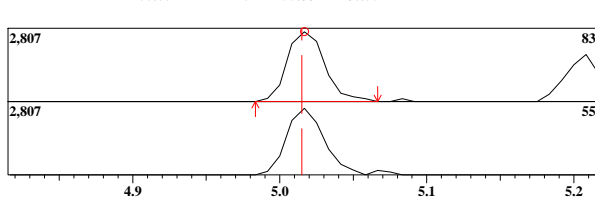
#	m/z	Area	Ratio	Reference
1	65.00	288	35.29	30.00
2	112.00	37	4.53	5.00
3	114.00	72	8.82	3.00



ID#:42 Name:Methyl Cyclohexane Type:Target No Manual Integration


Mass:83.00 R.T:5.017 Area:4807 Conc:0.85210ppb

#	m/z	Area	Ratio	Reference
1	55.00	1275	95.86	80.00



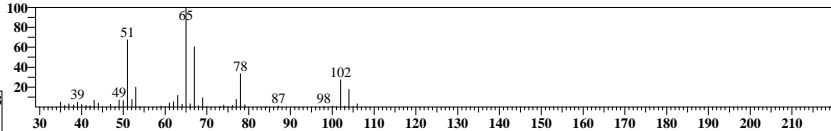
ID#:37 R.Time:4.325(Scan#:679)

MassPeaks:48
RawMode:Averaged 4.300-4.350(673-685)
BG Mode:None Group 1 - Event 1 Scan




ID#:38 R.Time:4.342(Scan#:683)

MassPeaks:49
RawMode:Averaged 4.333-4.383(681-693)
BG Mode:None Group 1 - Event 1 Scan



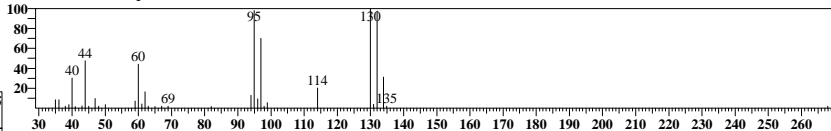
ID#:39 R.Time:4.367(Scan#:689)

MassPeaks:43
RawMode:Averaged 4.358-4.408(687-699)
BG Mode:None Group 1 - Event 1 Scan



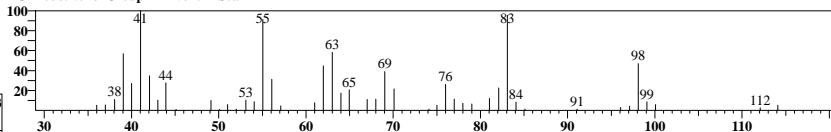
ID#:40 R.Time:4.825(Scan#:799)

MassPeaks:34
RawMode:Averaged 4.800-4.850(793-805)
BG Mode:None Group 1 - Event 1 Scan



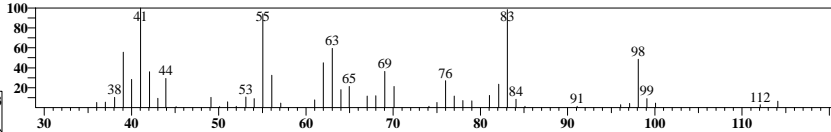
ID#:41 R.Time:5.017(Scan#:845)

MassPeaks:47
RawMode:Averaged 5.000-5.050(841-853)
BG Mode:None Group 1 - Event 1 Scan



ID#:42 R.Time:5.017(Scan#:845)

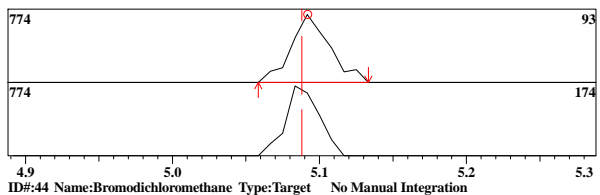
MassPeaks:47
RawMode:Averaged 4.992-5.042(839-851)
BG Mode:None Group 1 - Event 1 Scan



ID#:43 Name:Dibromomethane Type:Target No Manual Integration

Mass:93.00 R.T:5.092 Area:1315 Conc:0.92501ppb

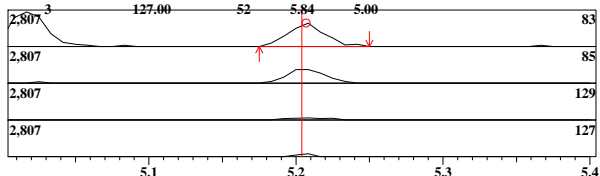
#	m/z	Area	Ratio	Reference
1	174.00	339	95.49	30.00



ID#:44 Name:Bromodichloromethane Type:Target No Manual Integration

Mass:83.00 R.T:5.207 Area:3212 Conc:0.91608ppb

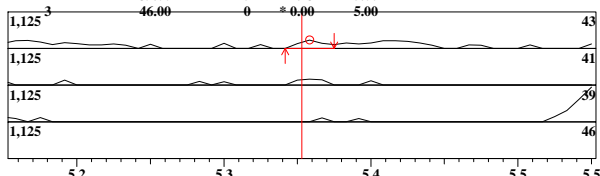
#	m/z	Area	Ratio	Reference
1	85.00	567	63.64	63.00
2	129.00	92	10.32	10.00
3	127.00	52	5.84	5.00



ID#:45 Name:2-Nitropropane Type:Target Manual Integration Performed
Manual Reason: Peak Not Found ABO 02/08/22

Mass:43.00 R.T:5.359 Area:354 Conc:2.27154ppb

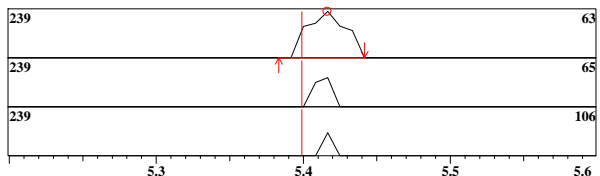
#	m/z	Area	Ratio	Reference
1	41.00	98	69.50	30.00
2	39.00	25	17.73	15.00
3	46.00	0	* 0.00	5.00



ID#:46 Name:2-Chloroethylvinyl ether Type:Target Manual Integration Performed
Manual Reason: Peak Not Found ABO 02/08/22

Mass:63.00 R.T:5.416 Area:421 Conc:2.73791ppb

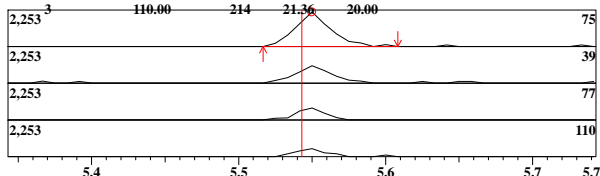
#	m/z	Area	Ratio	Reference
1	65.00	37	30.83	30.00
2	106.00	16	13.33	25.00



ID#:47 Name:cis-1,3-Dichloropropene Type:Target No Manual Integration

Mass:75.00 R.T:5.550 Area:3682 Conc:0.79137ppb

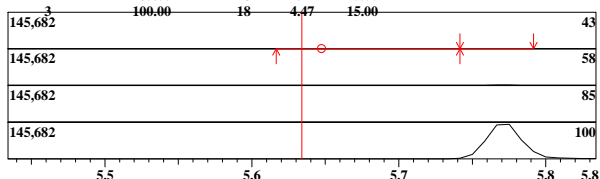
#	m/z	Area	Ratio	Reference
1	39.00	525	52.40	60.00
2	77.00	298	29.74	31.00
3	110.00	214	21.36	20.00



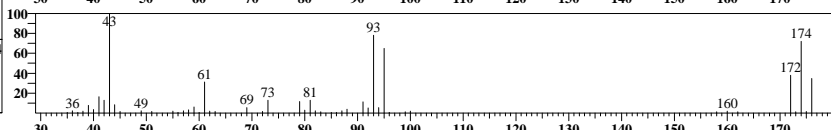
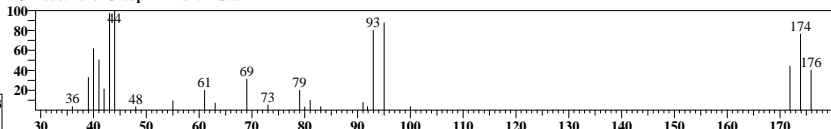
ID#:48 Name:4-Methyl-2-Pentanone(MIBK) Type:Target No Manual Integration

Mass:43.00 R.T:5.648 Area:1980 Conc:0.86564ppb

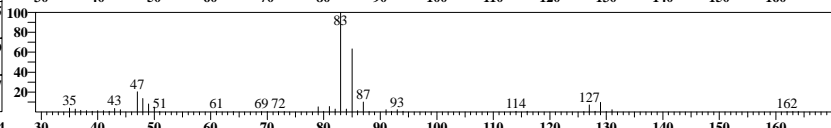
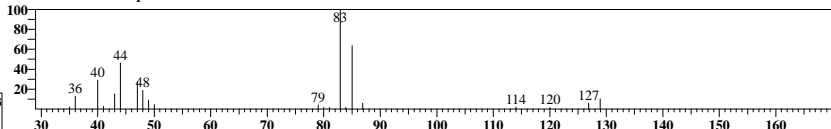
#	m/z	Area	Ratio	Reference
1	58.00	149	36.97	40.00
2	85.00	18	4.47	15.00
3	100.00	18	4.47	15.00



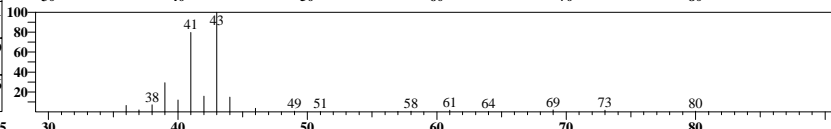
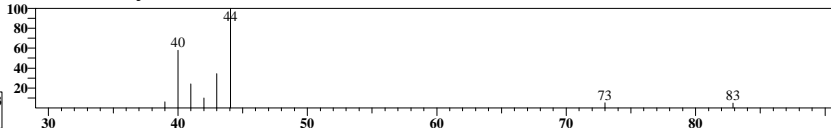
ID#:43 R.Time:5.092(Scan#:863)
MassPeaks:25
RawMode:Averaged 5.067-5.117(857-869)
BG Mode:None Group 1 - Event 1 Scan




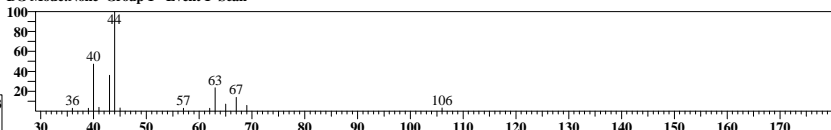
ID#:44 R.Time:5.208(Scan#:891)
MassPeaks:21
RawMode:Averaged 5.183-5.233(885-897)
BG Mode:None Group 1 - Event 1 Scan



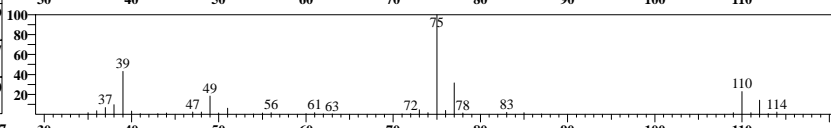
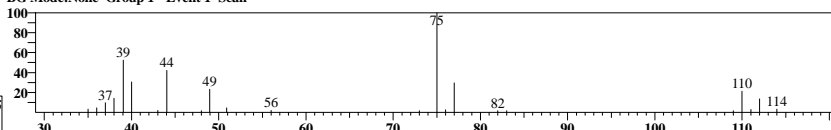
ID#:45 R.Time:5.367(Scan#:929)
MassPeaks:8
RawMode:Averaged 5.342-5.375(923-931)
BG Mode:None Group 1 - Event 1 Scan



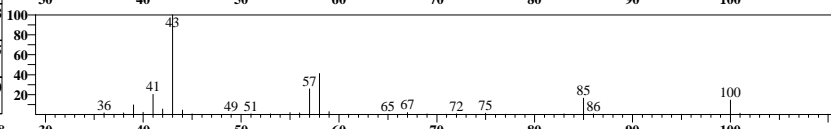
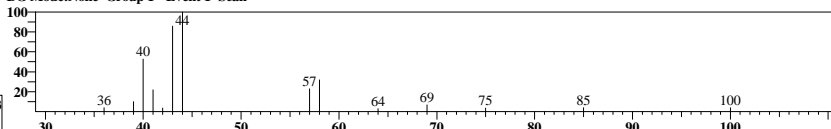
ID#:46 R.Time:5.417(Scan#:941)
MassPeaks:14
RawMode:Averaged 5.392-5.442(935-947)
BG Mode:None Group 1 - Event 1 Scan



ID#:47 R.Time:5.550(Scan#:973)
MassPeaks:23
RawMode:Averaged 5.525-5.575(967-979)
BG Mode:None Group 1 - Event 1 Scan



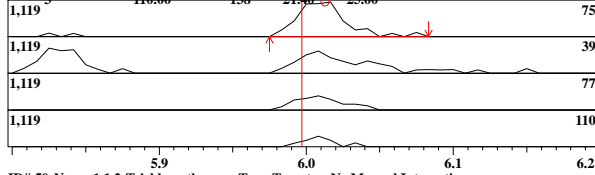
ID#:48 R.Time:5.650(Scan#:997)
MassPeaks:14
RawMode:Averaged 5.625-5.675(991-1003)
BG Mode:None Group 1 - Event 1 Scan



ID#:49 Name:trans-1,3-Dichloropropene Type:Target No Manual Integration

Mass:75.00 R.T:6.013 Area:2487 Conc:0.72579ppb

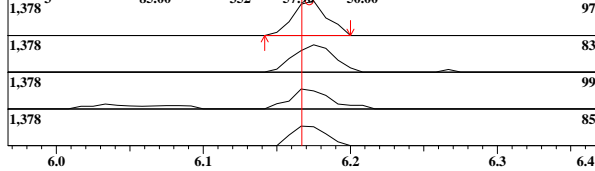
#	m/z	Area	Ratio	Reference
1	39.00	439	68.06	90.00
2	77.00	275	42.64	30.00
3	110.00	138	21.40	25.00



ID#:50 Name:1,1,2-Trichloroethane Type:Target No Manual Integration

Mass:97.00 R.T:6.172 Area:2129 Conc:0.92123ppb

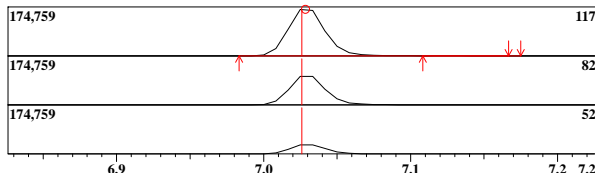
#	m/z	Area	Ratio	Reference
1	83.00	569	93.59	90.00
2	99.00	396	65.13	60.00
3	85.00	352	57.90	50.00



ID#:51 Name:Chlorobenzene-d5 (IS) Type:ISTD No Manual Integration

Mass:117.00 R.T:7.029 Area:304015 Conc:50.00000ppb

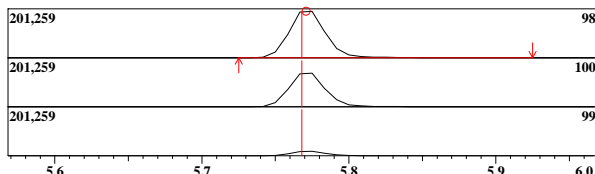
#	m/z	Area	Ratio	Reference
1	82.00	50339	60.76	60.00
2	52.00	16396	19.79	30.00



ID#:53 Name:Toluene-d8 Type:Surrogate/SMC No Manual Integration

Mass:98.00 R.T:5.771 Area:342095 Conc:49.21789ppb

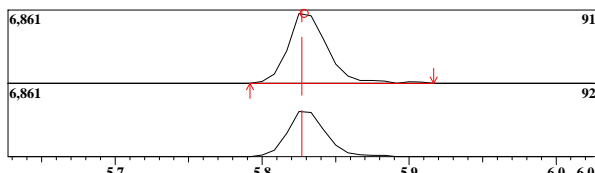
#	m/z	Area	Ratio	Reference
1	100.00	68445	72.44	70.00
2	99.00	9439	9.99	10.00



ID#:54 Name:Toluene Type:Target No Manual Integration

Mass:91.00 R.T:5.829 Area:12406 Conc:0.97585ppb

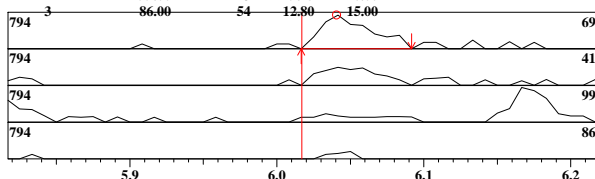
#	m/z	Area	Ratio	Reference
1	92.00	2147	65.36	60.00



ID#:55 Name:Ethyl Methacrylate Type:Target No Manual Integration

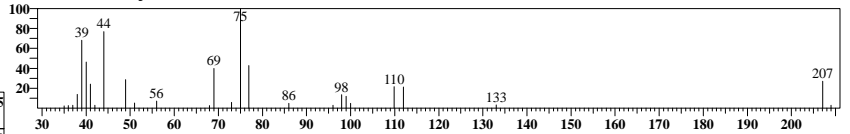
Mass:69.00 R.T:6.041 Area:1759 Conc:1.00955ppb

#	m/z	Area	Ratio	Reference
1	41.00	277	65.64	80.00
2	99.00	123	29.15	20.00
3	86.00	54	12.80	15.00



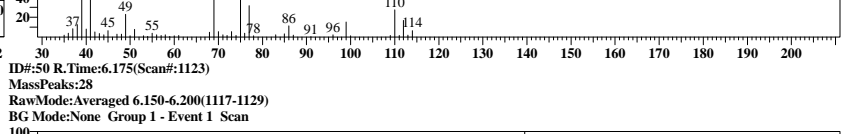
ID#:49 R.Time:6.008(Scan#:1083)

MassPeaks:27 RawMode:Averaged 5.992-6.042(1079-1091) BG Mode:None Group 1 - Event 1 Scan



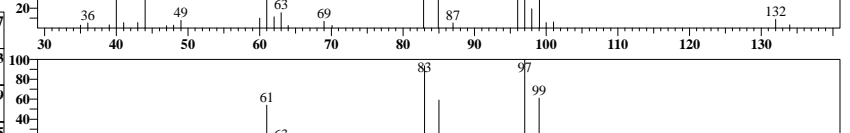
ID#:50 R.Time:6.175(Scan#:1123)

MassPeaks:28 RawMode:Averaged 6.150-6.200(1117-1129) BG Mode:None Group 1 - Event 1 Scan



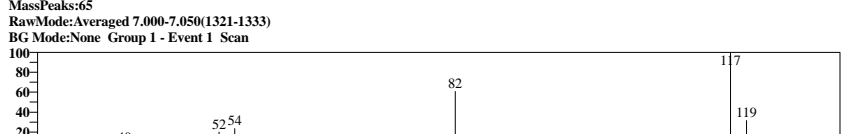
ID#:51 R.Time:7.033(Scan#:1329)

MassPeaks:65 RawMode:Averaged 7.000-7.050(1321-1333) BG Mode:None Group 1 - Event 1 Scan



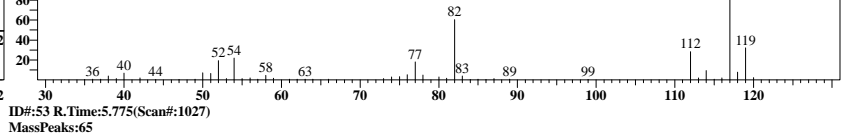
ID#:53 R.Time:5.775(Scan#:1027)

MassPeaks:65 RawMode:Averaged 5.750-5.800(1021-1033) BG Mode:None Group 1 - Event 1 Scan



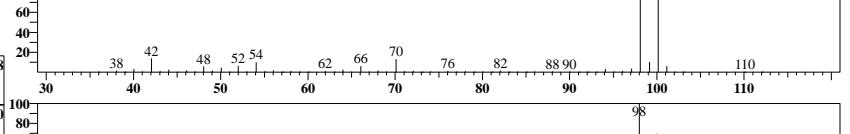
ID#:54 R.Time:5.825(Scan#:1039)

MassPeaks:50 RawMode:Averaged 5.800-5.850(1033-1045) BG Mode:None Group 1 - Event 1 Scan



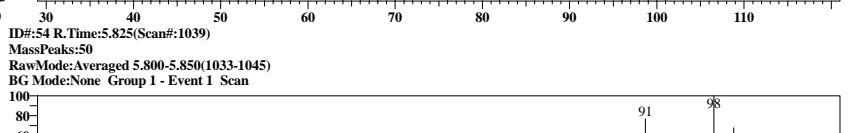
ID#:55 R.Time:6.033(Scan#:1089)

MassPeaks:26 RawMode:Averaged 6.017-6.067(1085-1097) BG Mode:None Group 1 - Event 1 Scan



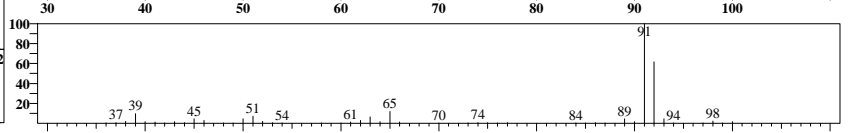
ID#:55 R.Time:6.033(Scan#:1089)

MassPeaks:26 RawMode:Averaged 6.017-6.067(1085-1097) BG Mode:None Group 1 - Event 1 Scan




ID#:55 R.Time:6.033(Scan#:1089)

MassPeaks:26 RawMode:Averaged 6.017-6.067(1085-1097) BG Mode:None Group 1 - Event 1 Scan



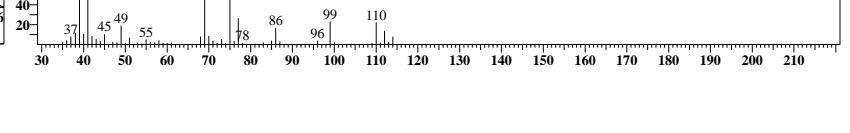
ID#:55 R.Time:6.033(Scan#:1089)

MassPeaks:26 RawMode:Averaged 6.017-6.067(1085-1097) BG Mode:None Group 1 - Event 1 Scan



ID#:55 R.Time:6.033(Scan#:1089)

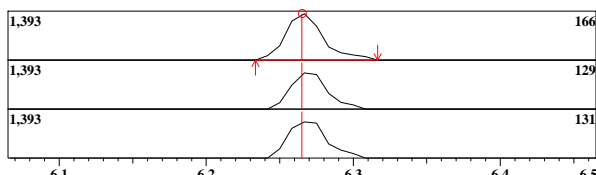
MassPeaks:26 RawMode:Averaged 6.017-6.067(1085-1097) BG Mode:None Group 1 - Event 1 Scan



ID#:56 Name:Tetrachloroethene Type:Target No Manual Integration

Mass:166.00 R.T:6.266 Area:2406 Conc:0.91531ppb

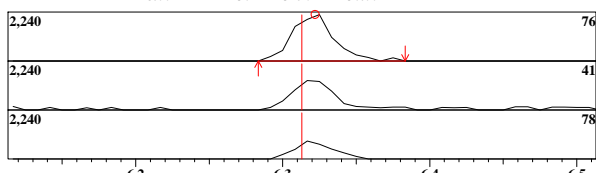
#	m/z	Area	Ratio	Reference
1	129.00	506	77.85	85.00
2	131.00	540	83.08	80.00



ID#:57 Name:1,3-Dichloropropane Type:Target No Manual Integration

Mass:76.00 R.T:6.322 Area:4305 Conc:0.91844ppb

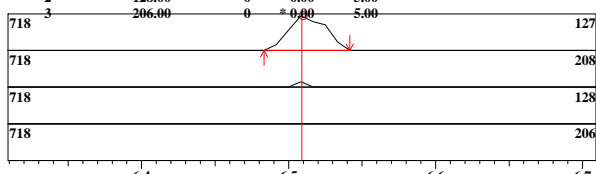
#	m/z	Area	Ratio	Reference
1	41.00	765	66.35	85.00
2	78.00	430	37.29	30.00



ID#:59 Name:Dibromochloromethane Type:Target No Manual Integration

Mass:127.00 R.T:6.510 Area:1223 Conc:0.75770ppb

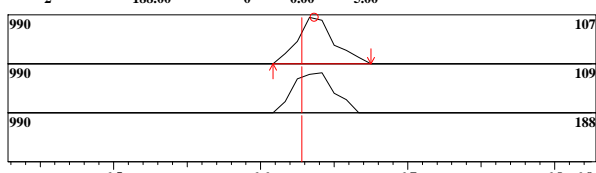
#	m/z	Area	Ratio	Reference
1	208.00	15	4.30	7.00
2	128.00	0	* 0.00	5.00
3	206.00	0	* 0.00	5.00



ID#:60 Name:1,2-Dibromoethane Type:Target No Manual Integration

Mass:107.00 R.T:6.636 Area:1640 Conc:0.79261ppb

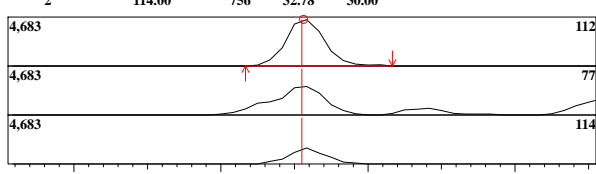
#	m/z	Area	Ratio	Reference
1	109.00	453	100.89	90.00
2	188.00	0	* 0.00	5.00



ID#:61 Name:Chlorobenzene Type:Target No Manual Integration

Mass:112.00 R.T:7.056 Area:8360 Conc:0.99287ppb

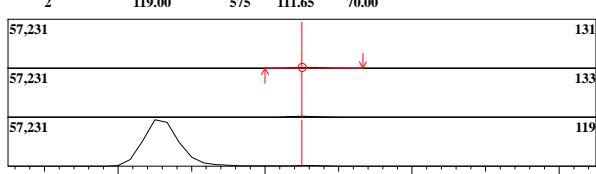
#	m/z	Area	Ratio	Reference
1	77.00	1683	72.98	65.00
2	114.00	756	32.78	30.00



ID#:62 Name:1,1,1,2-Tetrachloroethane Type:Target No Manual Integration

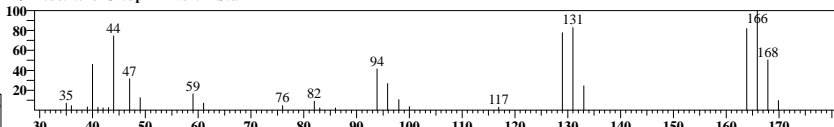
Mass:131.00 R.T:7.125 Area:1861 Conc:0.81372ppb

#	m/z	Area	Ratio	Reference
1	133.00	536	104.08	90.00
2	119.00	575	111.65	70.00



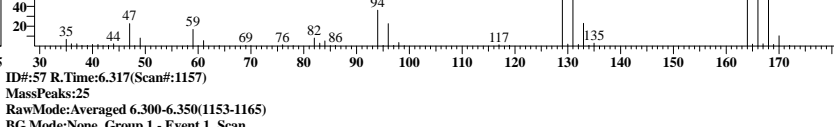
ID#:56 R.Time:6.267(Scan#:1145)

MassPeaks:28 RawMode:Averaged 6.242-6.292(1139-1151) BG Mode:None Group 1 - Event 1 Scan



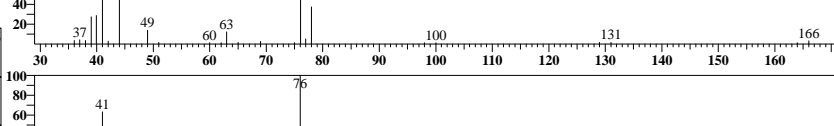
ID#:57 R.Time:6.317(Scan#:1157)

MassPeaks:25 RawMode:Averaged 6.300-6.350(1153-1165) BG Mode:None Group 1 - Event 1 Scan



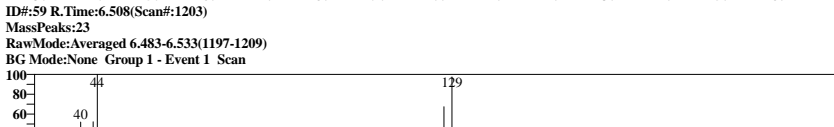
ID#:59 R.Time:6.508(Scan#:1203)

MassPeaks:23 RawMode:Averaged 6.483-6.533(1197-1209) BG Mode:None Group 1 - Event 1 Scan



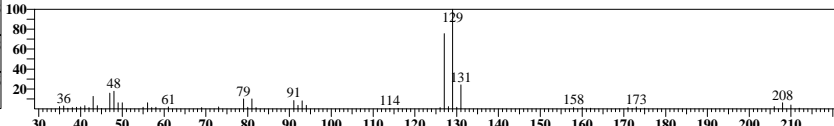
ID#:60 R.Time:6.642(Scan#:1235)

MassPeaks:11 RawMode:Averaged 6.608-6.658(1227-1239) BG Mode:None Group 1 - Event 1 Scan



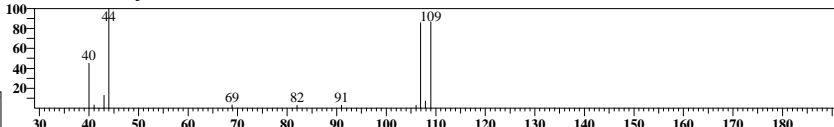
ID#:61 R.Time:7.042(Scan#:1331)

MassPeaks:65 RawMode:Averaged 7.033-7.083(1329-1341) BG Mode:None Group 1 - Event 1 Scan



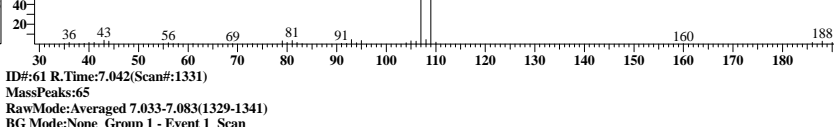
ID#:62 R.Time:7.133(Scan#:1353)

MassPeaks:58 RawMode:Averaged 7.100-7.150(1345-1357) BG Mode:None Group 1 - Event 1 Scan



ID#:62 R.Time:7.133(Scan#:1353)

MassPeaks:58 RawMode:Averaged 7.100-7.150(1345-1357) BG Mode:None Group 1 - Event 1 Scan

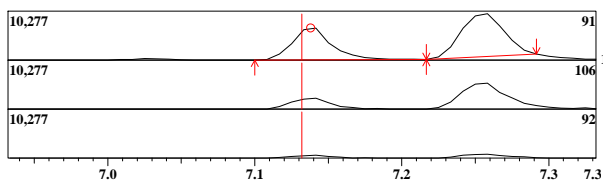


ID#:63 Name:Ethylbenzene Type:Target No Manual Integration

Mass:91.00 R.T:7.138 Area:12733 Conc:0.93291ppb

Event:1:Scan SI:91

#	m/z	Area	Ratio	Reference
1	106.00	1265	35.96	33.00
2	92.00	322	9.15	10.00

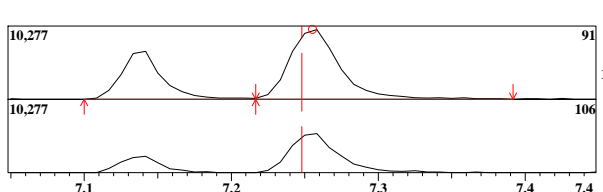


ID#:64 Name:Xylene-mp Type:Target No Manual Integration

Mass:91.00 R.T:7.255 Area:23706 Conc:2.10573ppb

Event:1:Scan SI:95

#	m/z	Area	Ratio	Reference
1	106.00	3314	55.07	30.00

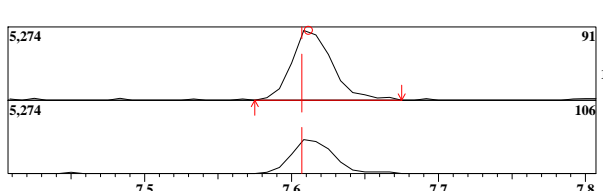


ID#:65 Name:Xylene-o Type:Target No Manual Integration

Mass:91.00 R.T:7.612 Area:9761 Conc:0.88881ppb

Event:1:Scan SI:90

#	m/z	Area	Ratio	Reference
1	106.00	1334	51.41	50.00

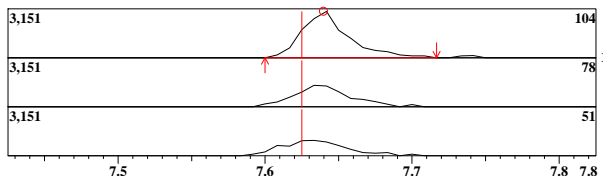


ID#:66 Name:Styrene Type:Target No Manual Integration

Mass:104.00 R.T:7.640 Area:6636 Conc:0.76936ppb

Event:1:Scan SI:94

#	m/z	Area	Ratio	Reference
1	78.00	905	54.06	50.00
2	51.00	685	40.92	40.00

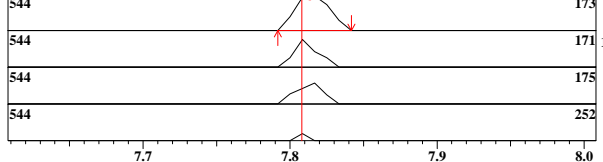


ID#:67 Name:Bromoform Type:Target No Manual Integration

Mass:173.00 R.T:7.814 Area:885 Conc:0.82855ppb

Event:1:Scan SI:68

#	m/z	Area	Ratio	Reference
1	171.00	132	52.38	50.00
2	175.00	118	46.83	50.00
3	252.00	15	5.95	10.00

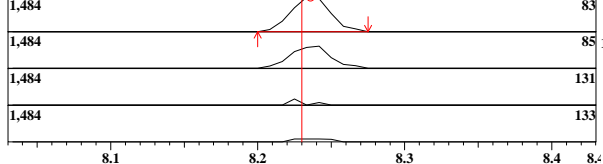


ID#:69 Name:1,1,2,2-Tetrachloroethane Type:Target No Manual Integration

Mass:83.00 R.T:8.236 Area:2681 Conc:0.92671ppb

Event:1:Scan SI:77

#	m/z	Area	Ratio	Reference
1	85.00	487	65.11	60.00
2	131.00	51	6.82	10.00
3	133.00	68	9.09	10.00

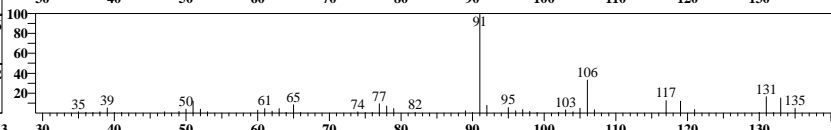
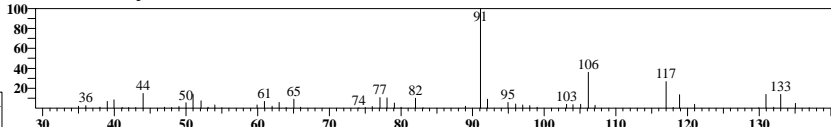


ID#:63 R.Time:7.133(Scan#:1353)

MassPeaks:57

RawMode:Averaged 7.117-7.167(1349-1361)

BG Mode:None Group 1 - Event 1 Scan

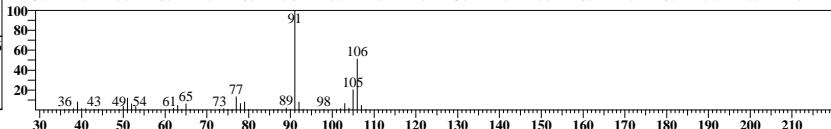
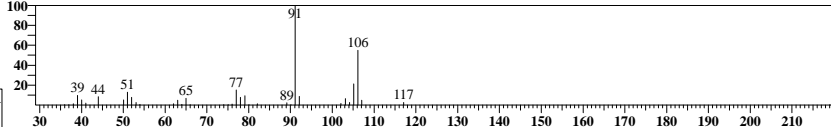


ID#:64 R.Time:7.258(Scan#:1383)

MassPeaks:37

RawMode:Averaged 7.233-7.283(1377-1389)

BG Mode:None Group 1 - Event 1 Scan

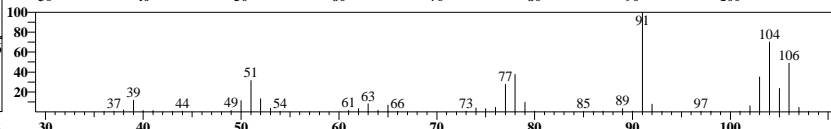
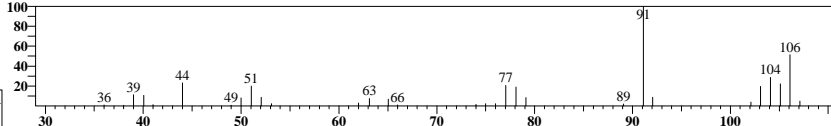


ID#:65 R.Time:7.617(Scan#:1469)

MassPeaks:30

RawMode:Averaged 7.583-7.633(1461-1473)

BG Mode:None Group 1 - Event 1 Scan

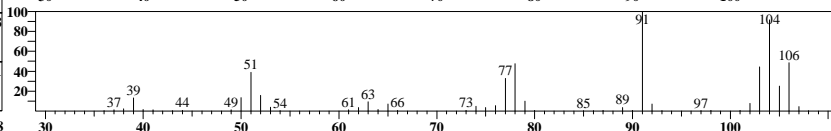
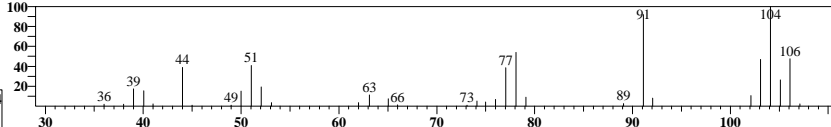


ID#:66 R.Time:7.625(Scan#:1471)

MassPeaks:32

RawMode:Averaged 7.617-7.667(1469-1481)

BG Mode:None Group 1 - Event 1 Scan


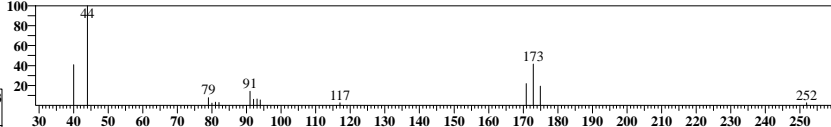


ID#:67 R.Time:7.817(Scan#:1517)

MassPeaks:15

RawMode:Averaged 7.792-7.842(1511-1523)

BG Mode:None Group 1 - Event 1 Scan

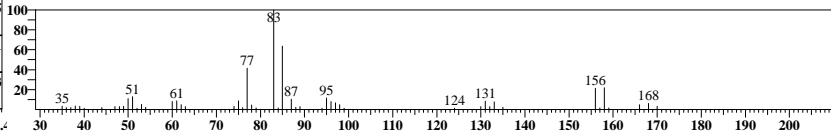
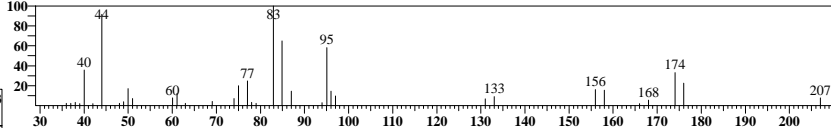


ID#:69 R.Time:8.233(Scan#:1617)

MassPeaks:36

RawMode:Averaged 8.208-8.258(1611-1623)

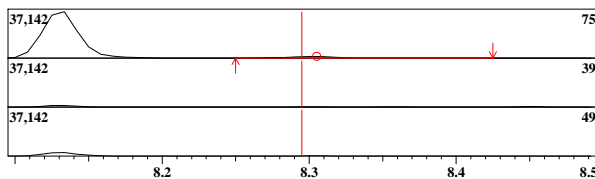
BG Mode:None Group 1 - Event 1 Scan



ID#:70 Name:1,2,3-Trichloropropane Type:Target No Manual Integration

Mass:75.00 R.T:8.305 Area:3744 Conc:0.96771ppb

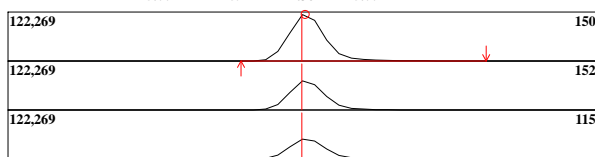
#	m/z	Area	Ratio	Reference
1	39.00	222	27.82	45.00
2	49.00	168	21.05	16.00



ID#71 Name:1,4-Dichlorobenzene-d4 (IS) Type:ISTD No Manual Integration

Mass:150.00 R.T:9.260 Area:203053 Conc:50.00000ppb

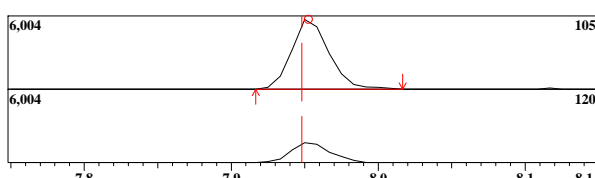
#	m/z	Area	Ratio	Reference
1	152.00	34868	62.89	40.00
2	115.00	24597	44.36	25.00



ID#72 Name:Isopropylbenzene Type:Target No Manual Integration

Mass:105.00 R.T:7.952 Area:10256 Conc:0.87662ppb

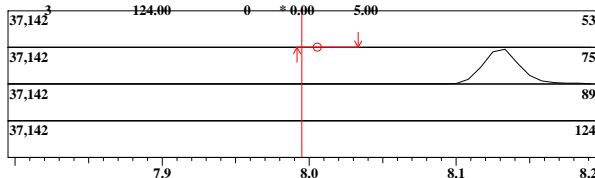
#	m/z	Area	Ratio	Reference
1	120.00	851	30.37	30.00



ID#73 Name:Trans-1,4-Dichloro-2-butene Type:Target Manual Integration Performed Manual Reason: Peak Not Found ABO 02/08/22

Mass:53.00 R.T:8.006 Area:463 Conc:1.00662ppb

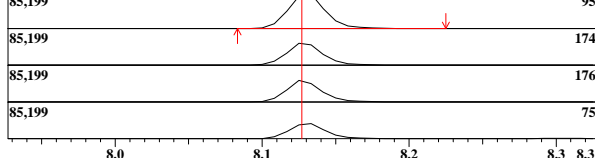
#	m/z	Area	Ratio	Reference
1	75.00	117	75.97	90.00
2	89.00	53	34.42	30.00
3	124.00	0	0.00	5.00



ID#74 Name:Bromofluorobenzene Type:Surrogate/SMC No Manual Integration

Mass:95.00 R.T:8.130 Area:144461 Conc:52.31092ppb

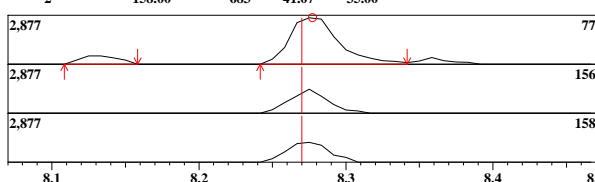
#	m/z	Area	Ratio	Reference
1	174.00	24755	61.65	50.00
2	176.00	23667	58.94	50.00
3	75.00	17524	43.64	40.00



ID#75 Name:Bromobenzene Type:Target No Manual Integration

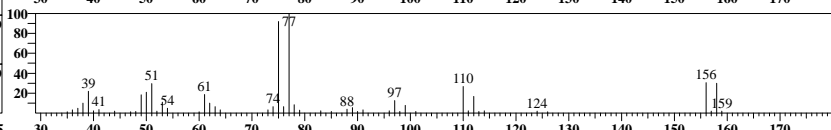
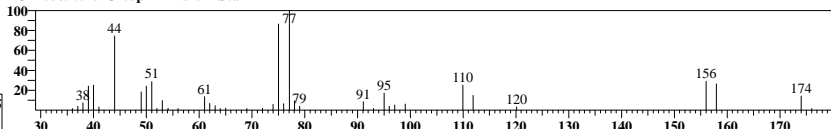
Mass:77.00 R.T:8.277 Area:6531 Conc:1.02935ppb

#	m/z	Area	Ratio	Reference
1	156.00	716	43.06	40.00
2	158.00	683	41.07	35.00




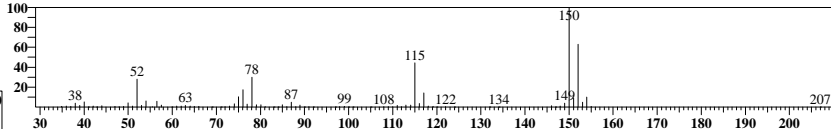
ID#:70 R.Time:8.292(Scan#:1631)

MassPeaks:40 RawMode:Averaged 8.283-8.333(1629-1641) BG Mode:None Group 1 - Event 1 Scan



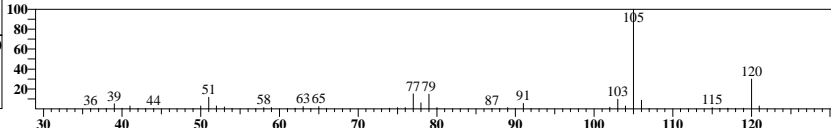
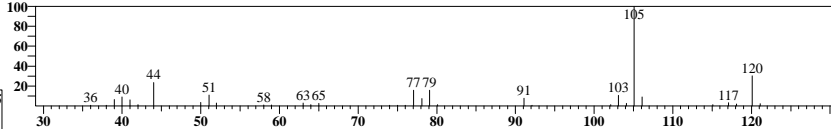
ID#71 R.Time:9.258(Scan#:1863)

MassPeaks:84 RawMode:Averaged 9.233-9.283(1857-1869) BG Mode:None Group 1 - Event 1 Scan




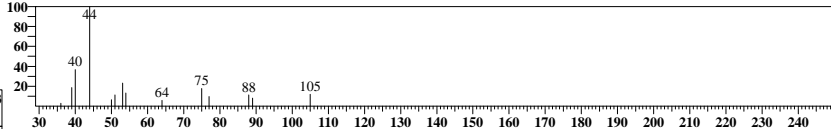
ID#72 R.Time:7.950(Scan#:1549)

MassPeaks:34 RawMode:Averaged 7.925-7.975(1543-1555) BG Mode:None Group 1 - Event 1 Scan





ID#73 R.Time:8.000(Scan#:1561)

MassPeaks:15 RawMode:Averaged 7.992-8.033(1559-1569) BG Mode:None Group 1 - Event 1 Scan



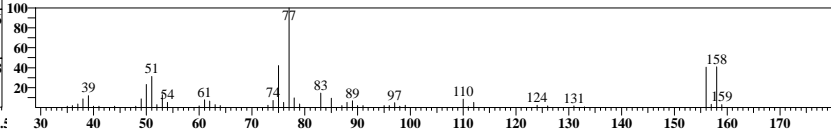
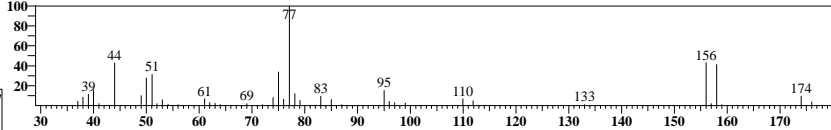
ID#74 R.Time:8.133(Scan#:1593)

MassPeaks:75 RawMode:Averaged 8.108-8.158(1587-1599) BG Mode:None Group 1 - Event 1 Scan



ID#75 R.Time:8.275(Scan#:1627)

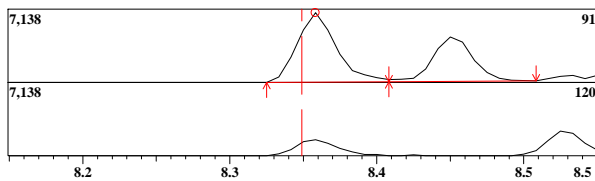
MassPeaks:41 RawMode:Averaged 8.250-8.300(1621-1633) BG Mode:None Group 1 - Event 1 Scan



ID#:76 Name:n-Propylbenzene Type:Target No Manual Integration

Mass:91.00 R.T:8.358 Area:12596 Conc:0.88791ppb

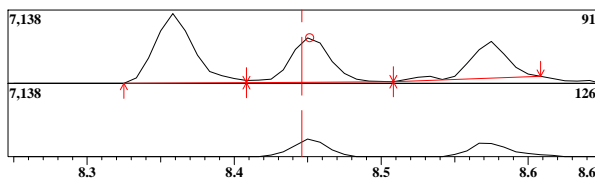
#	m/z	Area	Ratio	Reference
1	120.00	877	25.57	20.00



ID#:77 Name:2-Chlorotoluene Type:Target No Manual Integration

Mass:91.00 R.T:8.451 Area:8263 Conc:0.93339ppb

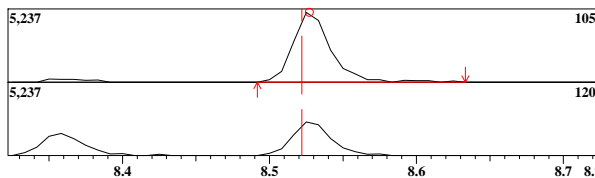
#	m/z	Area	Ratio	Reference
1	126.00	827	34.90	30.00



ID#:78 Name:1,3,5-Trimethylbenzene Type:Target No Manual Integration

Mass:105.00 R.T:8.527 Area:9084 Conc:0.89389ppb

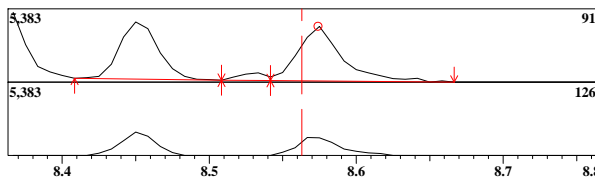
#	m/z	Area	Ratio	Reference
1	120.00	1226	51.53	50.00



ID#:79 Name:4-Chlorotoluene Type:Target Manual Reason: Split Peak ABO 02/08/22

Mass:91.00 R.T:8.574 Area:8276 Conc:0.90574ppb

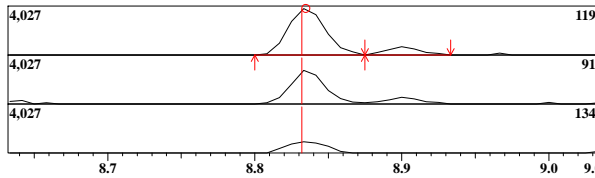
#	m/z	Area	Ratio	Reference
1	126.00	747	33.91	30.00



ID#:80 Name:tert-Butylbenzene Type:Target No Manual Integration

Mass:119.00 R.T:8.835 Area:6831 Conc:0.84688ppb

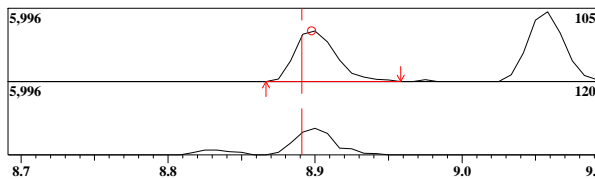
#	m/z	Area	Ratio	Reference
1	91.00	1293	67.63	70.00
2	134.00	516	26.99	25.00



ID#:81 Name:1,2,4-Trimethylbenzene Type:Target No Manual Integration

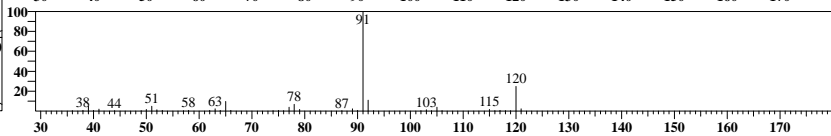
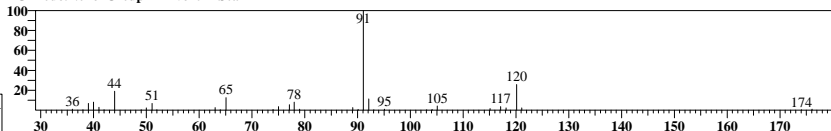
Mass:105.00 R.T:8.898 Area:8212 Conc:0.81899ppb

#	m/z	Area	Ratio	Reference
1	120.00	1161	51.78	45.00



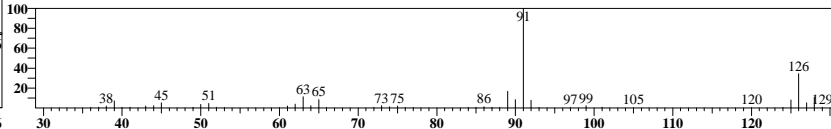
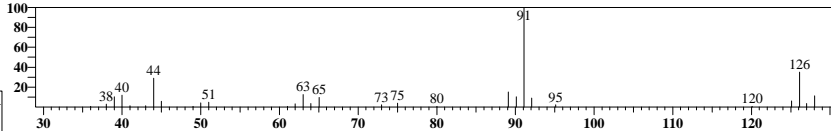
ID#:76 R.Time:8.358(Scan#:1647)

MassPeaks:35 RawMode:Averaged 8.333-8.383(1641-1653) BG Mode:None Group 1 - Event 1 Scan



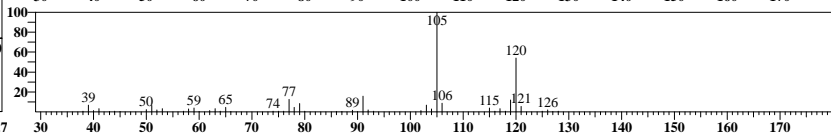
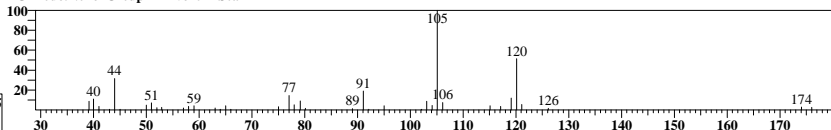
ID#:77 R.Time:8.450(Scan#:1669)

MassPeaks:29 RawMode:Averaged 8.425-8.475(1663-1675) BG Mode:None Group 1 - Event 1 Scan



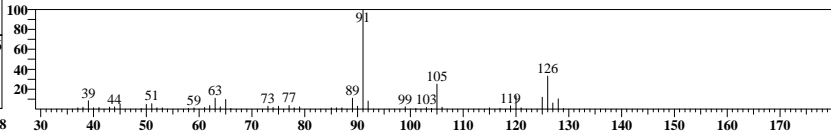
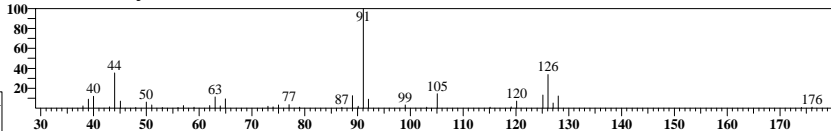
ID#:78 R.Time:8.525(Scan#:1687)

MassPeaks:39 RawMode:Averaged 8.500-8.550(1681-1693) BG Mode:None Group 1 - Event 1 Scan



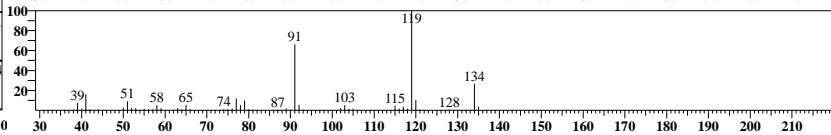
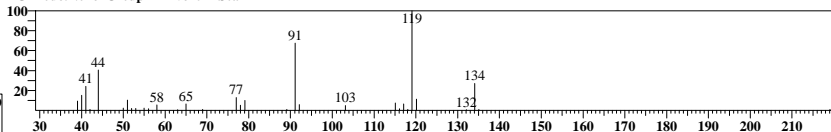
ID#:79 R.Time:8.575(Scan#:1699)

MassPeaks:39 RawMode:Averaged 8.550-8.600(1693-1705) BG Mode:None Group 1 - Event 1 Scan



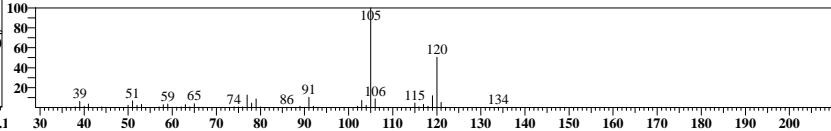
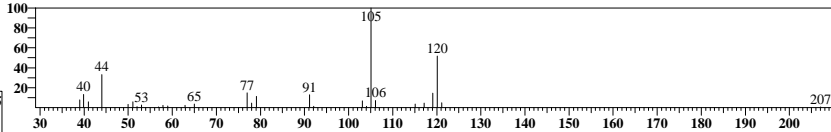
ID#:80 R.Time:8.833(Scan#:1761)

MassPeaks:32 RawMode:Averaged 8.808-8.858(1755-1767) BG Mode:None Group 1 - Event 1 Scan



ID#:81 R.Time:8.900(Scan#:1777)

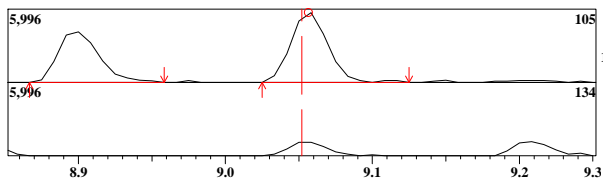
MassPeaks:28 RawMode:Averaged 8.875-8.925(1771-1783) BG Mode:None Group 1 - Event 1 Scan



ID#:82 Name:sec-Butylbenzene Type:Target No Manual Integration

Mass:105.00 R.T:9.056 Area:10219 Conc:0.83876ppb

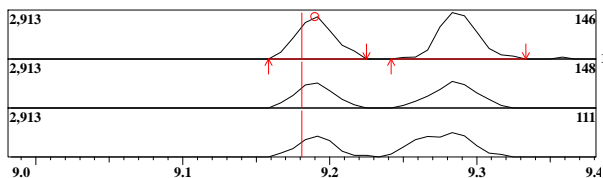
#	m/z	Area	Ratio	Reference
1	134.00	596	20.95	20.00



ID#:83 Name:1,3-Dichlorobenzene Type:Target No Manual Integration

Mass:146.00 R.T:9.190 Area:4681 Conc:0.95015ppb

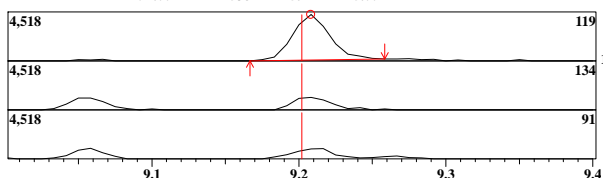
#	m/z	Area	Ratio	Reference
1	148.00	818	61.18	60.00
2	111.00	638	47.72	45.00



ID#:84 Name:p-iso-Propyltoluene Type:Target No Manual Integration

Mass:119.00 R.T:9.208 Area:7496 Conc:0.76334ppb

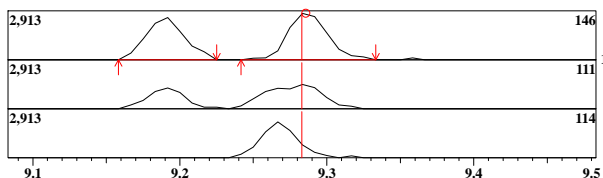
#	m/z	Area	Ratio	Reference
1	134.00	596	27.82	30.00
2	91.00	538	25.12	25.00



ID#:85 Name:1,4-Dichlorobenzene Type:Target No Manual Integration

Mass:146.00 R.T:9.286 Area:5369 Conc:1.05526ppb

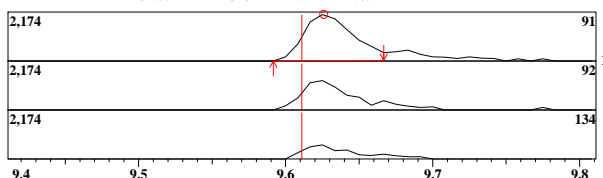
#	m/z	Area	Ratio	Reference
1	111.00	1012	69.55	44.00
2	114.00	938	64.47	2.00



ID#:86 Name:n-Butylbenzene Type:Target No Manual Integration

Mass:91.00 R.T:9.626 Area:4910 Conc:0.99293ppb

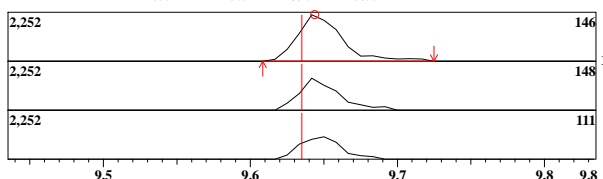
#	m/z	Area	Ratio	Reference
1	92.00	790	61.57	60.00
2	134.00	348	27.12	25.00



ID#:87 Name:1,2-Dichlorobenzene Type:Target No Manual Integration


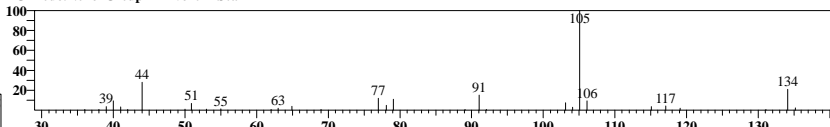
Mass:146.00 R.T:9.644 Area:4557 Conc:0.96589ppb

#	m/z	Area	Ratio	Reference
1	148.00	713	61.47	60.00
2	111.00	559	48.19	45.00



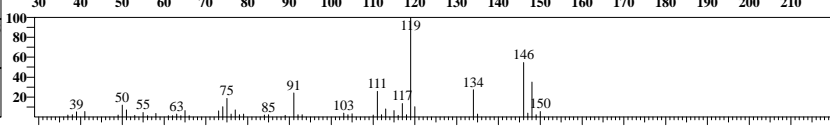
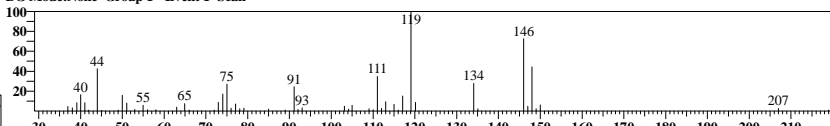
ID#:82 R.Time:9.058(Scan#:1815)

MassPeaks:31
RawMode:Averaged 9.033-9.083(1809-1821)
BG Mode:None Group 1 - Event 1 Scan



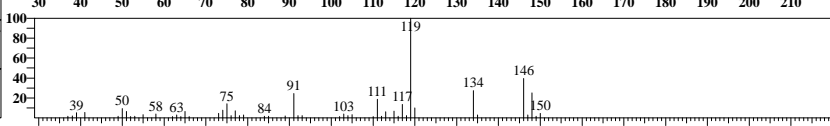
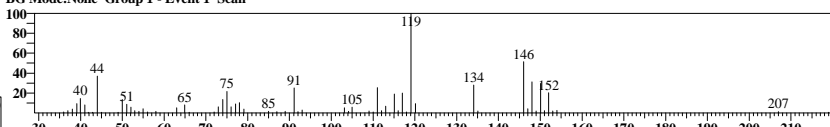
ID#:83 R.Time:9.200(Scan#:1849)

MassPeaks:53
RawMode:Averaged 9.167-9.217(1841-1853)
BG Mode:None Group 1 - Event 1 Scan



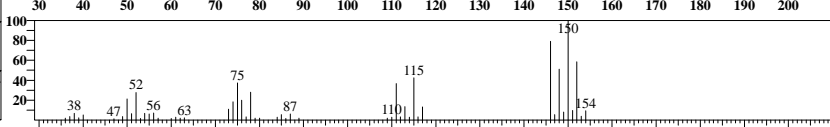
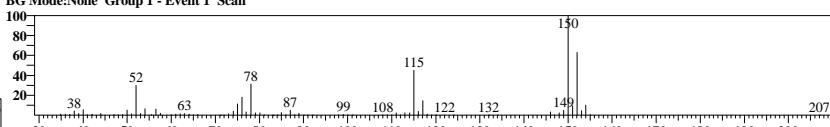
ID#:84 R.Time:9.200(Scan#:1849)

MassPeaks:63
RawMode:Averaged 9.183-9.233(1845-1857)
BG Mode:None Group 1 - Event 1 Scan



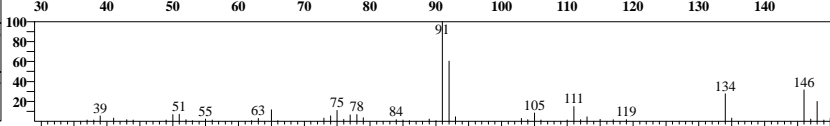
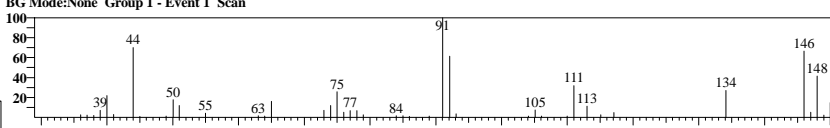
ID#:85 R.Time:9.267(Scan#:1865)

MassPeaks:80
RawMode:Averaged 9.258-9.308(1863-1875)
BG Mode:None Group 1 - Event 1 Scan



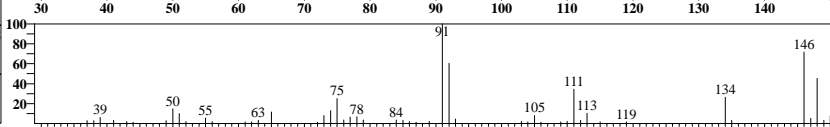
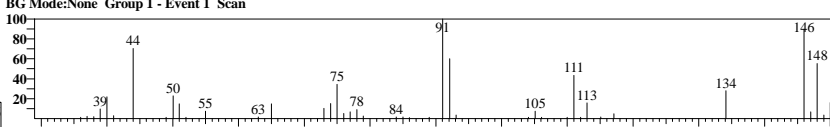
ID#:86 R.Time:9.642(Scan#:1955)

MassPeaks:43
RawMode:Averaged 9.600-9.650(1945-1957)
BG Mode:None Group 1 - Event 1 Scan



ID#:87 R.Time:9.642(Scan#:1955)

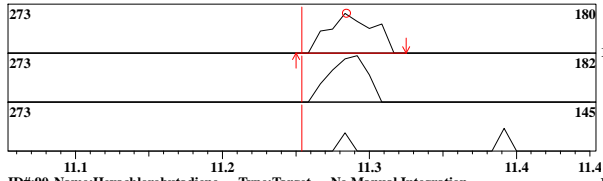
MassPeaks:43
RawMode:Averaged 9.617-9.667(1949-1961)
BG Mode:None Group 1 - Event 1 Scan



ID#:89 Name:1,2,4-Trichlorobenzene Type:Target Manual Integration Performed
Manual Reason: Peak Not Found ABO 02/08/22

Mass:180.00 R.T:11.285 Area:480 Conc:1.01939ppb
Event:1:Scan SI:41

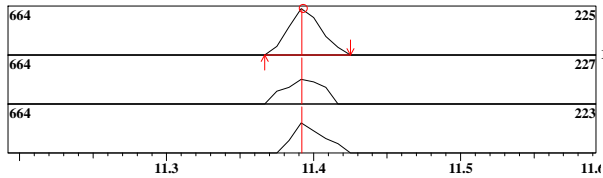
#	m/z	Area	Ratio	Reference
1	182.00	134	97.81	90.00
2	145.00	14	10.22	40.00



ID#:90 Name:Hexachlorobutadiene Type:Target No Manual Integration

Mass:225.00 R.T:11.393 Area:1003 Conc:0.85446ppb
Event:1:Scan SI:59

#	m/z	Area	Ratio	Reference
1	227.00	182	63.64	66.00
2	223.00	173	60.49	66.00

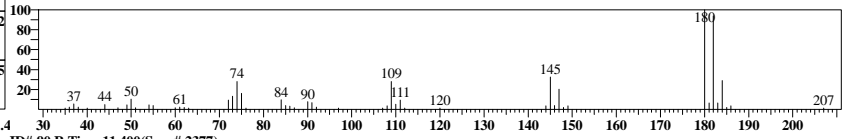
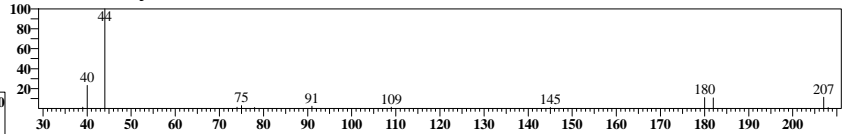


ID#:89 R.Time:11.292(Scan#:2351)

MassPeaks:13

RawMode:Averaged 11.258-11.308(2343-2355)

BG Mode:None Group 1 - Event 1 Scan

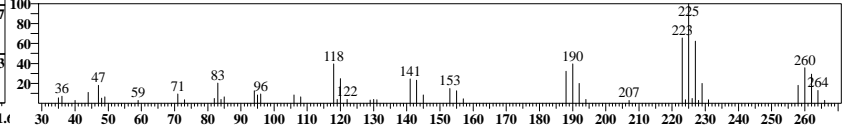
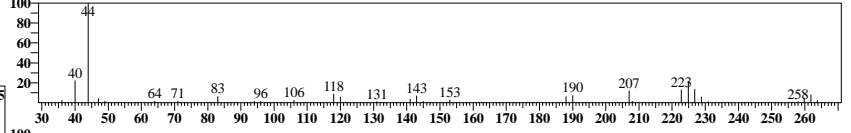


ID#:90 R.Time:11.400(Scan#:2377)

MassPeaks:31

RawMode:Averaged 11.367-11.417(2369-2381)

BG Mode:None Group 1 - Event 1 Scan



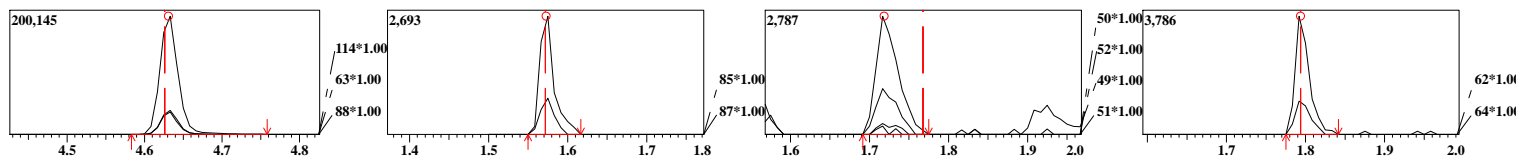
Before Manual Integrations

Analyst: ABO
Method: 8260C
Sample ID: ICAL1
Date: 1/10/2022
Time: 14:57:37
Dilution: 1

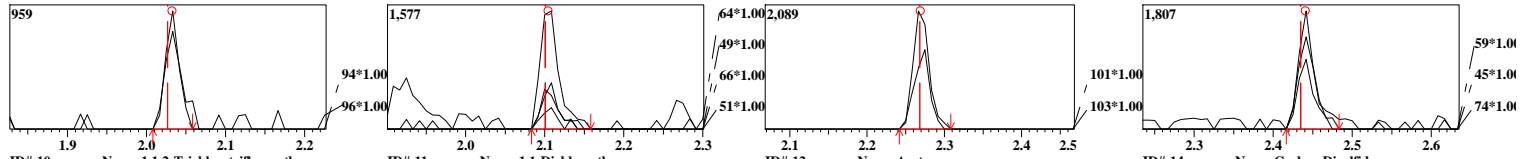
Instr: J1A Trace Number:
Batch:

Data File: C:\GCMSsolution\Data\220110A016.qgd
Method File: C:\GCMSsolution\Data\8260-W-211121A.qgm
Sample Name: ICAL1

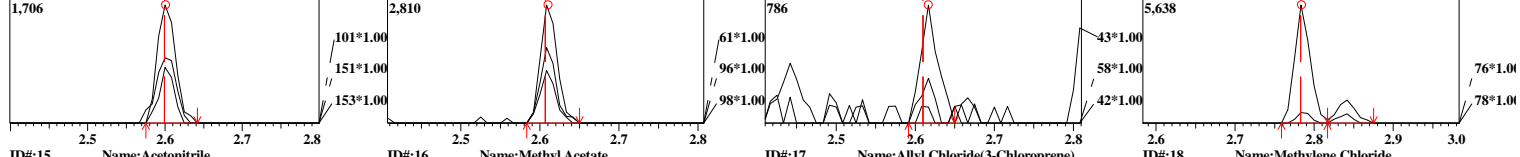
ID#:1 Mass:114.00 R.T:4.631 Area:312944 Conc:50.00000ppm	Name:1,4-Difluorobenzene (IS) Type:ISTD	ID#:2 Mass:85.00 R.T:1.573 Area:3288 Conc:2.11475ppm	Name:Dichlorodifluoromethane Type:Target	ID#:3 Mass:50.00 R.T:1.719 Area:5214 Conc:1.79653ppm	Name:Chloromethane Type:Target	ID#:4 Mass:62.00 R.T:1.794 Area:4573 Conc:1.64589ppm	Name:Vinyl Chloride Type:Target
--	--	--	---	--	-----------------------------------	--	------------------------------------



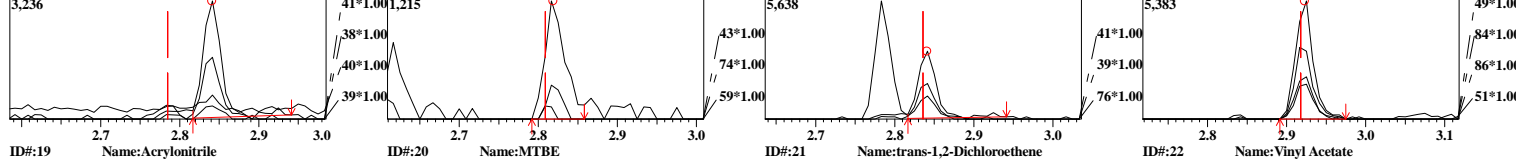
ID#:5 Mass:94.00 R.T:2.033 Area:1130 Conc:1.49672ppm	Name:Bromomethane Type:Target	ID#:6 Mass:64.00 R.T:2.104 Area:2544 Conc:1.16699ppm	Name:Chloroethane Type:Target	ID#:7 Mass:101.00 R.T:2.269 Area:2911 Conc:1.46362ppm	Name:Trichlorofluoromethane Type:Target	ID#:8 Mass:59.00 R.T:2.441 Area:2407 Conc:0.87835ppm	Name:Diethyl Ether Type:Target
--	----------------------------------	--	----------------------------------	---	--	--	-----------------------------------



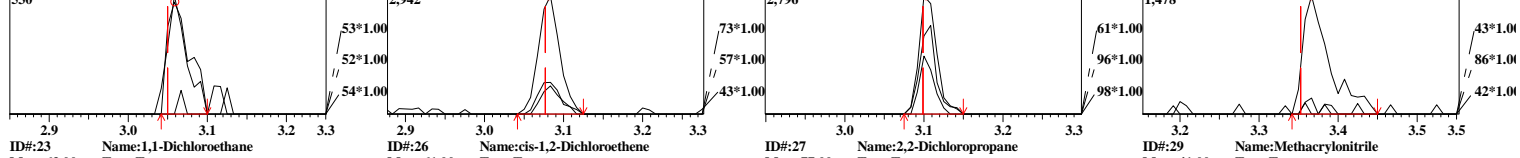
ID#:10 Mass:101.00 R.T:2.601 Area:2725 Conc:1.10051ppm	Name:1,1,2-Trichlorotrifluoroethane Type:Target	ID#:11 Mass:61.00 R.T:2.610 Area:3989 Conc:1.17417ppm	Name:1,1-Dichloroethene Type:Target	ID#:12 Mass:43.00 R.T:2.617 Area:1150 Conc:0.68074ppm	Name:Acetone Type:Target	ID#:14 Mass:76.00 R.T:2.784 Area:7487 Conc:1.38127ppm	Name:Carbon Disulfide Type:Target
--	--	---	--	---	-----------------------------	---	--------------------------------------



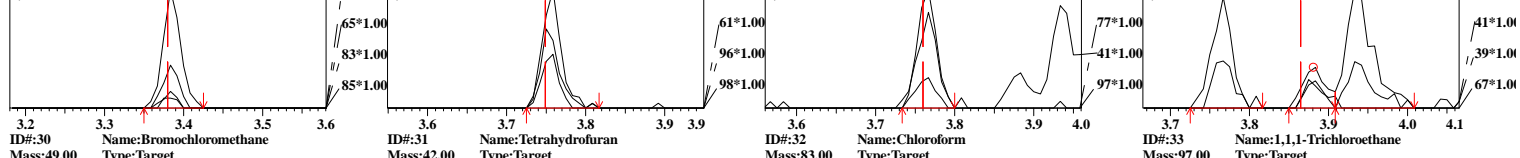
ID#:15 Mass:41.00 R.T:2.841 Area:4832 Conc:11.62616ppm	Name:Acetonitrile Type:Target	ID#:16 Mass:43.00 R.T:2.819 Area:2084 Conc:0.71271ppm	Name:Methyl Acetate Type:Target	ID#:17 Mass:41.00 R.T:2.841 Area:4832 Conc:0.89751ppm	Name:Allyl Chloride(3-Chloroprene) Type:Target	ID#:18 Mass:49.00 R.T:2.923 Area:8068 Conc:1.30674ppm	Name:Methylene Chloride Type:Target
--	----------------------------------	---	------------------------------------	---	---	---	--



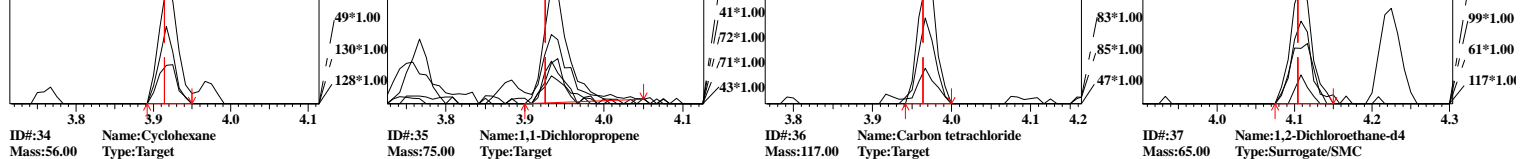
ID#:19 Mass:53.00 R.T:3.059 Area:960 Conc:0.54581ppm	Name:Acrylonitrile Type:Target	ID#:20 Mass:73.00 R.T:3.081 Area:5278 Conc:0.75407ppm	Name:MTBE Type:Target	ID#:21 Mass:61.00 R.T:3.103 Area:4189 Conc:0.94102ppm	Name:trans-1,2-Dichloroethene Type:Target	ID#:22 Mass:43.00 R.T:3.366 Area:3325 Conc:1.18895ppm	Name:Vinyl Acetate Type:Target
--	-----------------------------------	---	--------------------------	---	--	---	-----------------------------------



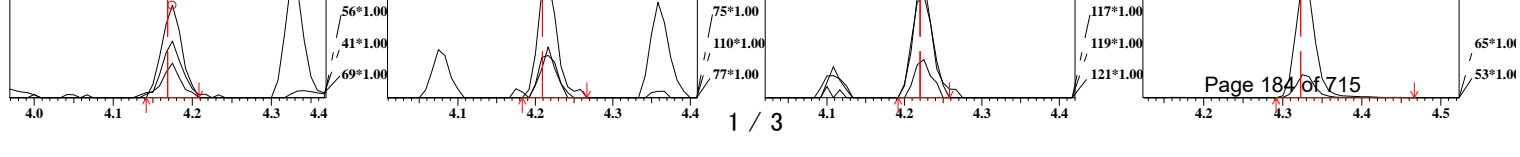
ID#:23 Mass:63.00 R.T:3.384 Area:4982 Conc:0.95843ppm	Name:1,1-Dichloroethane Type:Target	ID#:26 Mass:61.00 R.T:3.757 Area:4874 Conc:-0.15877ppm	Name:cis-1,2-Dichloroethene Type:Target	ID#:27 Mass:77.00 R.T:3.765 Area:3122 Conc:0.95887ppm	Name:2,2-Dichloropropane Type:Target	ID#:29 Mass:41.00 R.T:3.881 Area:1148 Conc:1.02960ppm	Name:Methacrylonitrile Type:Target
---	--	--	--	---	---	---	---------------------------------------

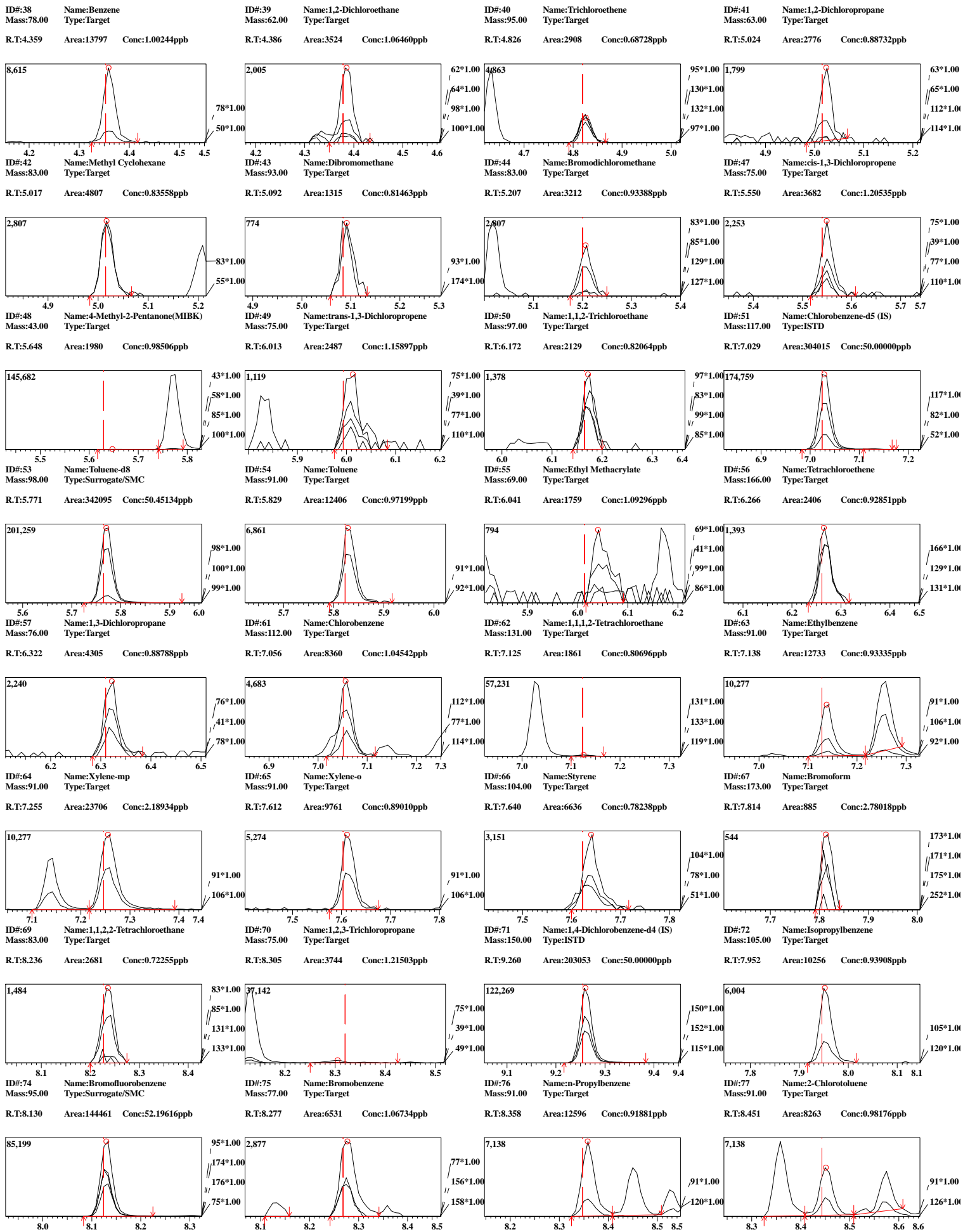


ID#:30 Mass:49.00 R.T:3.919 Area:3319 Conc:0.98972ppm	Name:Bromochloromethane Type:Target	ID#:31 Mass:42.00 R.T:3.936 Area:5809 Conc:0.00000ppm	Name:Tetrahydrofuran Type:Target	ID#:32 Mass:83.00 R.T:3.970 Area:4761 Conc:0.99860ppm	Name:Chloroform Type:Target	ID#:33 Mass:97.00 R.T:4.109 Area:3283 Conc:0.98929ppm	Name:1,1,1-Trichloroethane Type:Target
---	--	---	-------------------------------------	---	--------------------------------	---	---

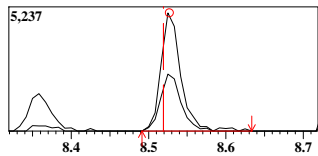


ID#:34 Mass:56.00 R.T:4.174 Area:5907 Conc:0.81903ppm	Name:Cyclohexane Type:Target	ID#:35 Mass:75.00 R.T:4.215 Area:4106 Conc:0.98444ppm	Name:1,1-Dichloropropene Type:Target	ID#:36 Mass:117.00 R.T:4.223 Area:2607 Conc:1.06020ppm	Name:Carbon tetrachloride Type:Target	ID#:37 Mass:65.00 R.T:4.327 Area:82702 Conc:54.52836ppb	Name:1,2-Dichloroethane-d4 Type:Surrrogate/SMC
---	---------------------------------	---	---	--	--	---	---

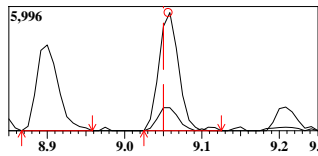




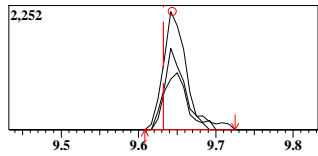
ID#:78 Name:1,3,5-Trimethylbenzene
Mass:105.00 Type:Target
R.T:8.527 Area:9084 Conc:0.95465ppb



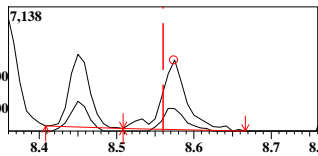
ID#:82 Name:sec-Butylbenzene
Mass:105.00 Type:Target
R.T:9.056 Area:10219 Conc:0.88570ppb



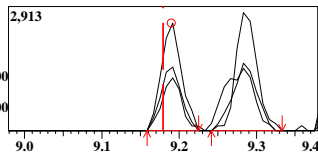
ID#:87 Name:1,2-Dichlorobenzene
Mass:146.00 Type:Target
R.T:9.644 Area:4557 Conc:1.01671ppb



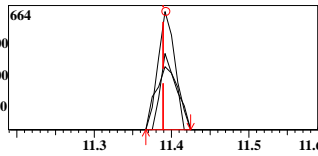
ID#:79 Name:4-Chlorotoluene
Mass:91.00 Type:Target
R.T:8.574 Area:9033 Conc:0.97542ppb



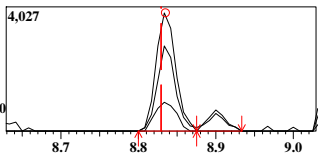
ID#:83 Name:1,3-Dichlorobenzene
Mass:146.00 Type:Target
R.T:9.190 Area:4681 Conc:1.01003ppb



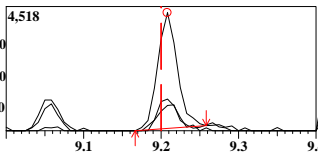
ID#:90 Name:Hexachlorobutadiene
Mass:225.00 Type:Target
R.T:11.393 Area:1003 Conc:0.86815ppb



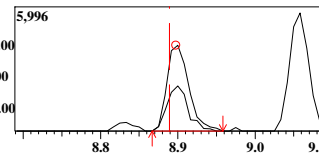
ID#:80 Name:tert-Butylbenzene
Mass:119.00 Type:Target
R.T:8.835 Area:6831 Conc:0.87492ppb



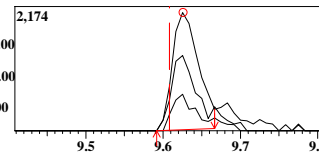
ID#:84 Name:p-iso-Propyltoluene
Mass:119.00 Type:Target
R.T:9.208 Area:7496 Conc:0.77956ppb



ID#:81 Name:1,2,4-Trimethylbenzene
Mass:105.00 Type:Target
R.T:8.898 Area:8212 Conc:0.86229ppb



ID#:86 Name:n-Butylbenzene
Mass:91.00 Type:Target
R.T:9.626 Area:4910 Conc:1.06828ppb



Analyst: ABO Instrument: J1A Trace Number: VOC-B012-F29T

Method: 8260B/C/D

Batch:

Sample ID: ICAL2

Data File: C:\GCMSsolution\Archived Data\2022\01-JAN\220110after\220110A017.qgd

Date: 1/10/2022

Method File: C:\GCMSsolution\Data\8260-W-220110A.qgm

Time: 15:21:51

Sample Name: ICAL2

Dilution: 1

Internal Standard

ID#	Name	Mass	Time	Area	Conc.
1	1,4-Difluorobenzene (IS)	114.00	4.63	317143	50.00
51	Chlorobenzene-d5 (IS)	117.00	7.03	311175	50.00
71	1,4-Dichlorobenzene-d4 (IS)	150.00	9.26	210654	50.00

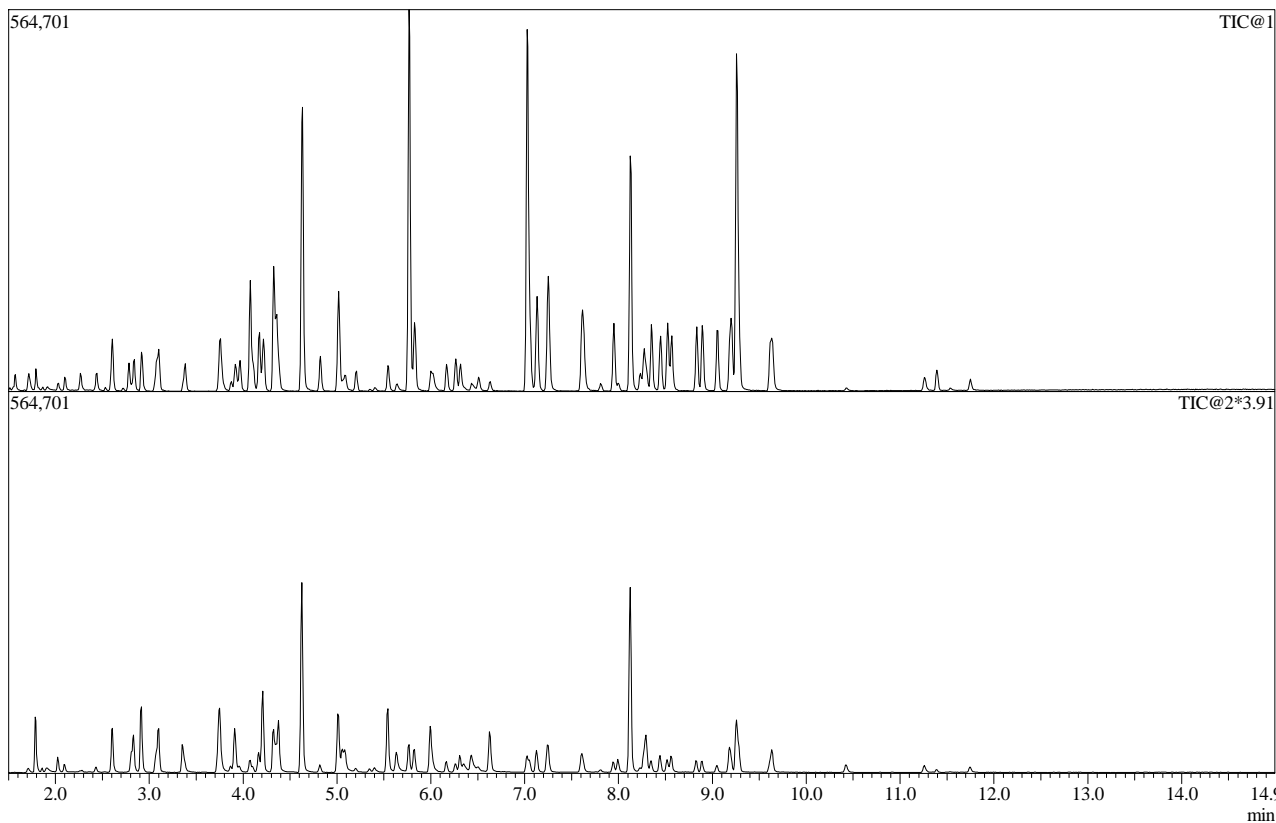
Surrogate

ID#	Name	Mass	Time	Area	Conc.
37	1,2-Dichloroethane-d4	65.00	4.33	81731	50.51
53	Toluene-d8	98.00	5.77	355280	49.94
74	Bromofluorobenzene	95.00	8.13	150319	52.47

Target

ID#	Name	Mass	Time	Area	Conc.
2	Dichlorodifluoromethane	85.00	1.57	18079	5.66
3	Chloromethane	50.00	1.72	28082	5.36
4	Vinyl Chloride	62.00	1.79	23869	5.34
5	Bromomethane	94.00	2.03	5985	4.41
6	Chloroethane	64.00	2.10	14017	5.39
7	Trichlorofluoromethane	101.00	2.27	14801	5.27
8	Diethyl Ether	59.00	2.44	12965	5.14
9	Acrolein	56.00	2.53	3887	23.72
10	1,1,2-Trichlorotrifluoroethane	101.00	2.60	13374	5.26
11	1,1-Dichloroethene	61.00	2.61	22048	5.34
12	Acetone	43.00	2.62	4459	5.59
13	Idomethane	142.00	2.72	4496	3.75
14	Carbon Disulfide	76.00	2.78	42457	5.22
15	Acetonitrile	41.00	2.79	1318	3.69
16	Methyl Acetate	43.00	2.82	10089	4.69
17	Allyl Chloride(3-Chloroprene)	41.00	2.84	27927	5.11
18	Methylene Chloride	49.00	2.92	31407	5.45
19	Acrylonitrile	53.00	3.06	5565	4.70
20	MTBE	73.00	3.08	31668	5.13
21	trans-1,2-Dichloroethene	61.00	3.10	23184	5.25
22	Vinyl Acetate	43.00	3.36	17300	4.54
23	1,1-Dichloroethane	63.00	3.38	27731	5.24
24	2-Butanone(MEK)	43.00	3.74	17550	4.73
25	Ethyl Acetate	45.00	3.74	1499	4.39
26	cis-1,2-Dichloroethene	61.00	3.75	26565	5.17
27	2,2-Dichloropropane	77.00	3.76	17024	5.21
28	Propionitrile(Ethyl cyanide)	54.00	3.77	1745	4.83
29	Methacrylonitrile	41.00	3.87	6725	4.67
30	Bromochloromethane	49.00	3.92	18369	5.36
31	Tetrahydrofuran	42.00	3.93	9390	5.48
32	Chloroform	83.00	3.97	26662	5.33
33	1,1,1-Trichloroethane	97.00	4.11	18486	5.34
34	Cyclohexane	56.00	4.17	35125	5.08
35	1,1-Dichloropropene	75.00	4.21	23547	5.37
36	Carbon tetrachloride	117.00	4.22	14886	5.37
38	Benzene	78.00	4.36	78065	5.47
39	1,2-Dichloroethane	62.00	4.38	18202	5.43
40	Trichloroethene	95.00	4.82	15576	5.14
41	1,2-Dichloropropane	63.00	5.02	16585	5.26
42	Methyl Cyclohexane	83.00	5.02	29421	5.15
43	Dibromomethane	93.00	5.09	7498	5.20
44	Bromodichloromethane	83.00	5.21	17897	5.04
45	2-Nitropropane	43.00	5.35	1428	4.97
46	2-Chloroethylvinyl ether	63.00	5.40	1914	4.77
47	cis-1,3-Dichloropropene	75.00	5.54	22626	4.80
48	4-Methyl-2-Pentanone(MIBK)	43.00	5.64	10305	4.45
49	trans-1,3-Dichloropropene	75.00	6.00	15880	4.57
50	1,1,2-Trichloroethane	97.00	6.17	12304	5.25
52	1,4-Dioxane	88.00	5.08	206	5.48
54	Toluene	91.00	5.83	67825	5.21
55	Ethyl Methacrylate	69.00	6.02	12991	4.56

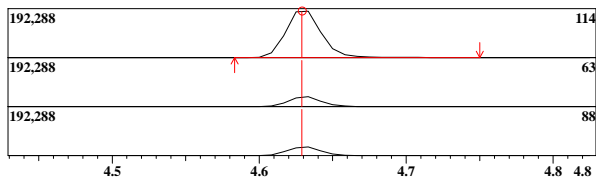
ID#	Name	Mass	Time	Area	Conc.
56	Tetrachloroethene	166.00	6.27	14116	5.25
57	1,3-Dichloropropane	76.00	6.32	24539	5.11
58	2-Hexanone(MBK)	43.00	6.36	3924	5.04
59	Dibromochloromethane	127.00	6.51	7688	4.65
60	1,2-Dibromoethane	107.00	6.63	10612	5.01
61	Chlorobenzene	112.00	7.06	46304	5.37
62	1,1,1,2-Tetrachloroethane	131.00	7.13	11997	5.12
63	Ethylbenzene	91.00	7.13	72188	5.17
64	Xylene-mp	91.00	7.25	123619	10.73
65	Xylene-o	91.00	7.61	59935	5.33
66	Styrene	104.00	7.63	46551	5.27
67	Bromoform	173.00	7.81	4956	4.53
68	Cyclohexanone	55.00	8.05	163	4.37
69	1,1,2,2-Tetrachloroethane	83.00	8.23	15362	5.19
70	1,2,3-Trichloropropane	75.00	8.30	11550	4.24
72	Isopropylbenzene	105.00	7.95	65770	5.42
73	Trans-1,4-Dichloro-2-butene	53.00	8.00	3477	4.78
75	Bromobenzene	77.00	8.27	35729	5.43
76	n-Propylbenzene	91.00	8.35	80539	5.47
77	2-Chlorotoluene	91.00	8.45	50337	5.48
78	1,3,5-Trimethylbenzene	105.00	8.52	59960	5.69
79	4-Chlorotoluene	91.00	8.57	50867	5.37
80	tert-Butylbenzene	119.00	8.83	44892	5.36
81	1,2,4-Trimethylbenzene	105.00	8.89	59296	5.70
82	sec-Butylbenzene	105.00	9.05	70883	5.61
83	1,3-Dichlorobenzene	146.00	9.18	29315	5.74
84	p-iso-Propyltoluene	119.00	9.20	55460	5.44
85	1,4-Dichlorobenzene	146.00	9.28	30069	5.70
86	n-Butylbenzene	91.00	9.62	42333	5.06
87	1,2-Dichlorobenzene	146.00	9.64	28274	5.78
88	1,2-Dibromo-3-chloropropane	75.00	10.43	1709	4.87
89	1,2,4-Trichlorobenzene	180.00	11.26	7862	4.30
90	Hexachlorobutadiene	225.00	11.39	6337	5.20
91	Naphthalene	128.00	11.54	4127	5.11
92	1,2,3-Trichlorobenzene	180.00	11.75	6090	4.93



ID#1 Name:1,4-Difluorobenzene (IS) Type:ISTD No Manual Integration

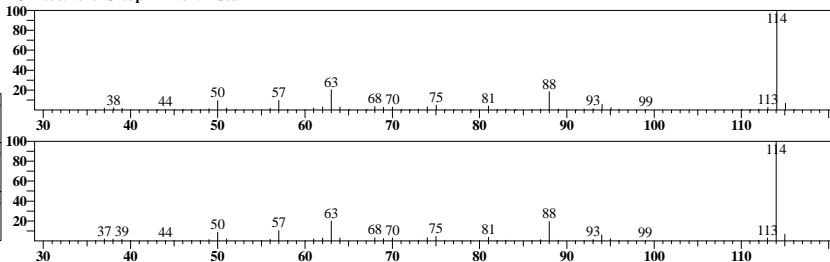
Mass:114.00 R.T:4.629 Area:317143 Conc:50.00000ppm

#	m/z	Area	Ratio	Reference
1	63.00	17759	20.10	23.00
2	88.00	16082	18.20	20.00



ID#1 R.Time:4.633(Scan#:753)

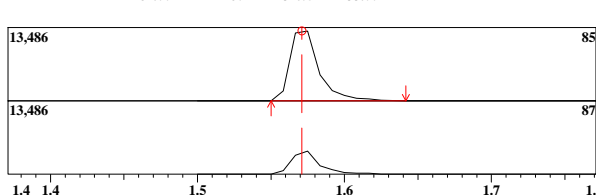
MassPeaks:60
RawMode:Averaged 4.608-4.658(747-759)
BG Mode:None Group 1 - Event 1 Scan



ID#2 Name:Dichlorodifluoromethane Type:Target No Manual Integration

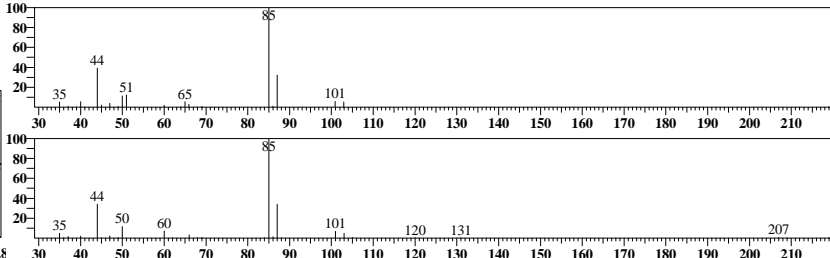
Mass:85.00 R.T:1.571 Area:18079 Conc:5.66033ppm

#	m/z	Area	Ratio	Reference
1	87.00	1602	32.05	33.00



ID#2 R.Time:1.575(Scan#:19)

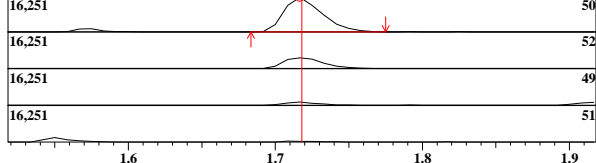
MassPeaks:23
RawMode:Averaged 1.550-1.600(13-25)
BG Mode:None Group 1 - Event 1 Scan



ID#3 Name:Chloromethane Type:Target No Manual Integration


Mass:50.00 R.T:1.717 Area:28082 Conc:5.35689ppm

#	m/z	Area	Ratio	Reference
1	52.00	2509	32.75	30.00
2	49.00	659	8.60	10.00
3	51.00	262	3.42	5.00



ID#3 R.Time:1.717(Scan#:53)

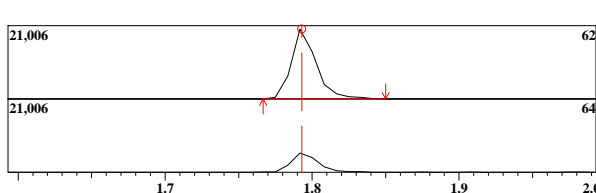
MassPeaks:21
RawMode:Averaged 1.692-1.742(47-59)
BG Mode:None Group 1 - Event 1 Scan



ID#4 Name:Vinyl Chloride Type:Target No Manual Integration


Mass:62.00 R.T:1.793 Area:23869 Conc:5.34052ppm

#	m/z	Area	Ratio	Reference
1	64.00	2043	30.84	31.00



ID#4 R.Time:1.792(Scan#:71)

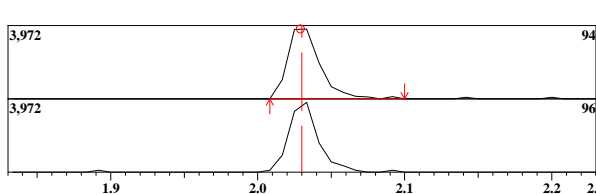
MassPeaks:29
RawMode:Averaged 1.767-1.817(65-77)
BG Mode:None Group 1 - Event 1 Scan



ID#5 Name:Bromomethane Type:Target No Manual Integration


Mass:94.00 R.T:2.029 Area:5985 Conc:4.41132ppm

#	m/z	Area	Ratio	Reference
1	96.00	1713	91.56	95.00



ID#5 R.Time:2.033(Scan#:129)

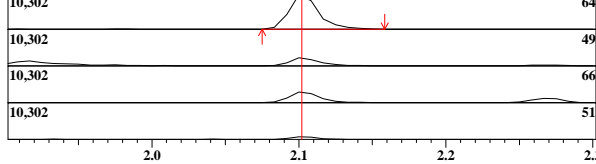
MassPeaks:28
RawMode:Averaged 2.008-2.050(123-133)
BG Mode:None Group 1 - Event 1 Scan



ID#6 Name:Chloroethane Type:Target No Manual Integration

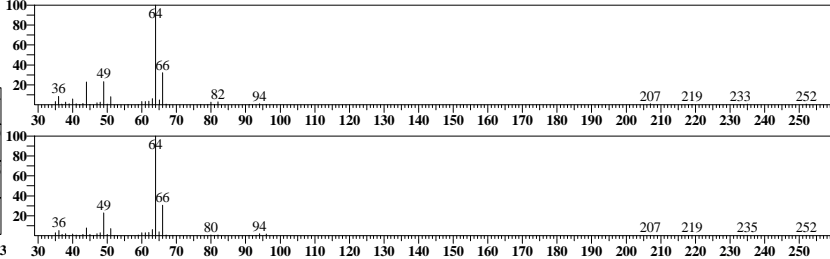
Mass:64.00 R.T:2.102 Area:14017 Conc:5.39485ppm

#	m/z	Area	Ratio	Reference
1	49.00	894	23.19	25.00
2	66.00	1234	32.01	31.00
3	51.00	315	8.47	10.00



ID#6 R.Time:2.100(Scan#:145)

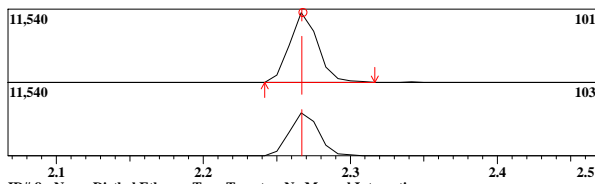
MassPeaks:39
RawMode:Averaged 2.075-2.125(139-151)
BG Mode:None Group 1 - Event 1 Scan



ID#7 Name:Trichlorofluoromethane Type:Target No Manual Integration

Mass:101.00 R.T:2.268 Area:14801 Conc:5.27052ppm

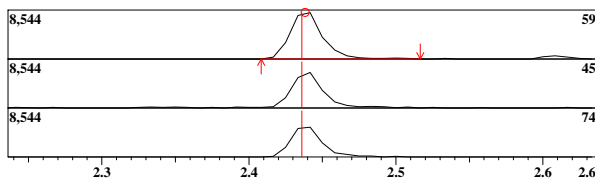
#	m/z	Area	Ratio	Reference
1	103.00	2663	63.91	57.00



ID#8 Name:Diethyl Ether Type:Target No Manual Integration

Mass:59.00 R.T:2.438 Area:12965 Conc:5.14428ppm

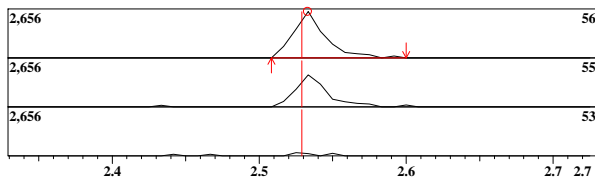
#	m/z	Area	Ratio	Reference
1	45.00	2610	72.99	80.00
2	74.00	2252	62.98	68.00



ID#9 Name:Acrolein Type:Target No Manual Integration

Mass:56.00 R.T:2.533 Area:3887 Conc:23.71909ppm

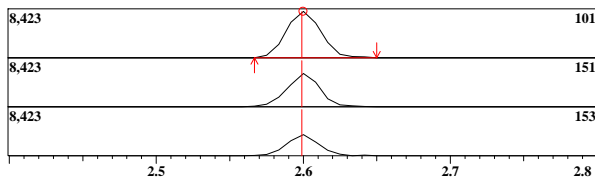
#	m/z	Area	Ratio	Reference
1	55.00	708	68.47	70.00
2	53.00	67	6.48	5.00



ID#10 Name:1,1,2-Trichlorotrifluoroethane Type:Target No Manual Integration

Mass:101.00 R.T:2.600 Area:13374 Conc:5.26238ppm

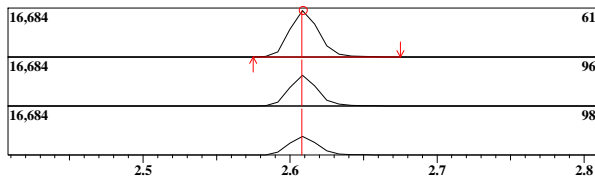
#	m/z	Area	Ratio	Reference
1	151.00	2531	67.37	60.00
2	153.00	1604	42.69	40.00



ID#11 Name:1,1-Dichloroethene Type:Target No Manual Integration

Mass:61.00 R.T:2.609 Area:22048 Conc:5.33818ppm

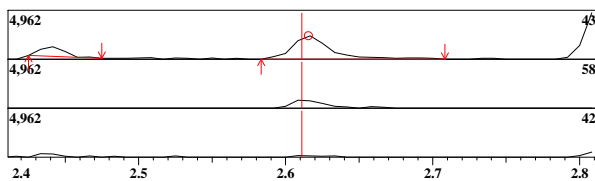
#	m/z	Area	Ratio	Reference
1	96.00	4030	64.63	60.00
2	98.00	2513	40.30	36.00



ID#12 Name:Acetone Type:Target No Manual Integration



Mass:43.00 R.T:2.616 Area:4459 Conc:5.59228ppm

#	m/z	Area	Ratio	Reference
1	58.00	381	33.63	30.00
2	42.00	84	7.41	10.00



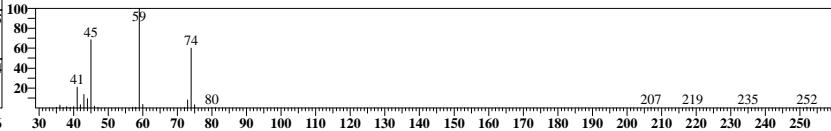
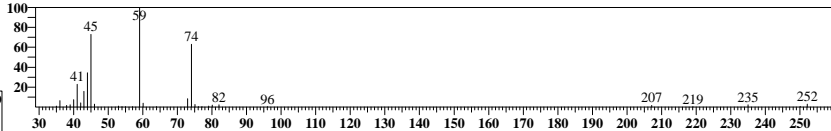
ID#7 R.Time:2.267(Scan#:185)

MassPeaks:42
RawMode:Averaged 2.242-2.292(179-191)
BG Mode:None Group 1 - Event 1 Scan





ID#8 R.Time:2.442(Scan#:227)

MassPeaks:32
RawMode:Averaged 2.417-2.467(221-233)
BG Mode:None Group 1 - Event 1 Scan



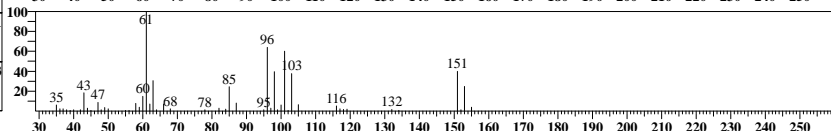
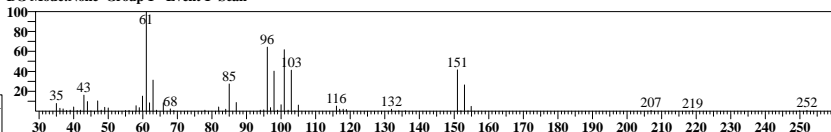
ID#9 R.Time:2.533(Scan#:249)

MassPeaks:17
RawMode:Averaged 2.508-2.558(243-255)
BG Mode:None Group 1 - Event 1 Scan



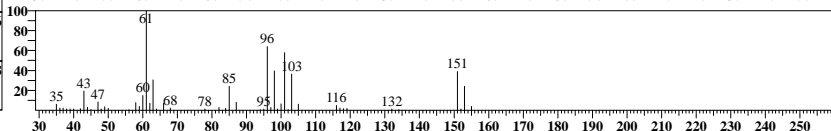
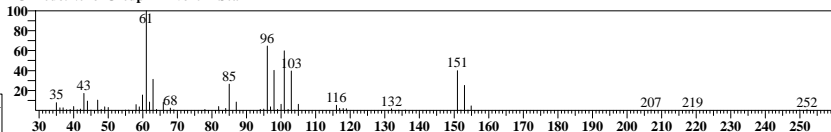
ID#10 R.Time:2.608(Scan#:267)

MassPeaks:60
RawMode:Averaged 2.575-2.625(259-271)
BG Mode:None Group 1 - Event 1 Scan



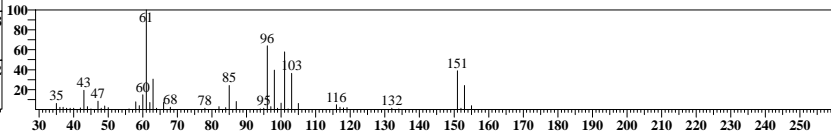
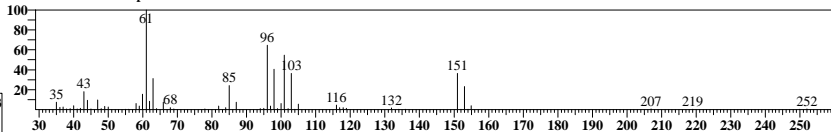
ID#11 R.Time:2.608(Scan#:267)

MassPeaks:60
RawMode:Averaged 2.583-2.633(261-273)
BG Mode:None Group 1 - Event 1 Scan



ID#12 R.Time:2.608(Scan#:267)

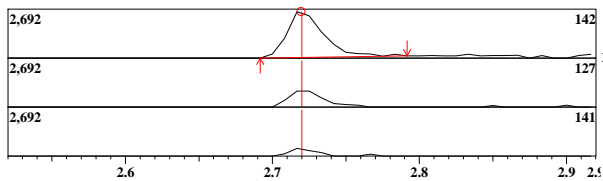
MassPeaks:60
RawMode:Averaged 2.592-2.642(263-275)
BG Mode:None Group 1 - Event 1 Scan



ID#:13 Name:Idomethane Type:Target No Manual Integration

Mass:142.00 R.T:2.720 Area:4496 Conc:3.75474ppm

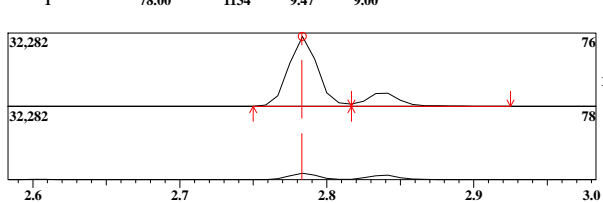
#	m/z	Area	Ratio	Reference
1	127.00	412	34.19	35.00
2	141.00	152	12.61	13.00



ID#:14 Name:Carbon Disulfide Type:Target No Manual Integration

Mass:76.00 R.T:2.783 Area:42457 Conc:5.21564ppm

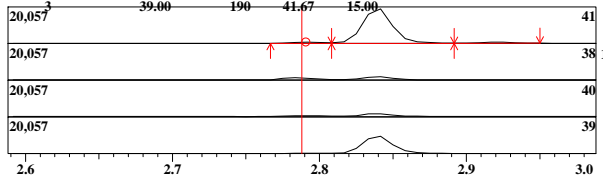
#	m/z	Area	Ratio	Reference
1	78.00	1134	9.47	9.00



ID#:15 Name:Acetonitrile Type:Target No Manual Integration

Mass:41.00 R.T:2.791 Area:1318 Conc:3.69341ppm

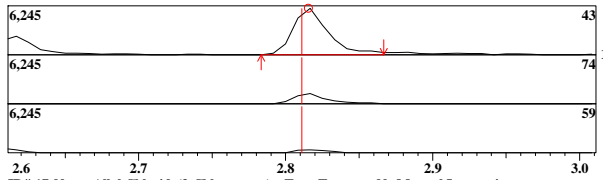
#	m/z	Area	Ratio	Reference
1	38.00	711	* 155.92	40.00
2	40.00	492	* 107.90	20.00
3	39.00	190	41.67	15.00



ID#:16 Name:Methyl Acetate Type:Target No Manual Integration

Mass:43.00 R.T:2.816 Area:10089 Conc:4.68682ppm

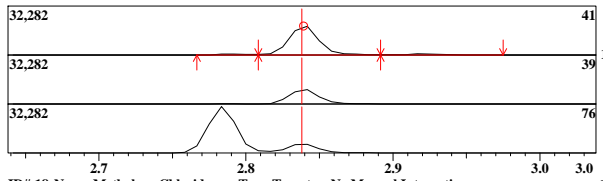
#	m/z	Area	Ratio	Reference
1	74.00	571	21.20	40.00
2	59.00	171	6.35	20.00



ID#:17 Name:Allyl Chloride(3-Chloroprene) Type:Target No Manual Integration

Mass:41.00 R.T:2.839 Area:27927 Conc:5.11247ppm

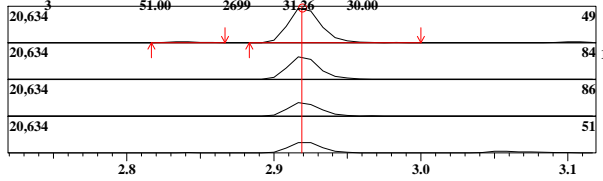
#	m/z	Area	Ratio	Reference
1	39.00	4016	51.43	40.00
2	76.00	2710	34.71	5.00



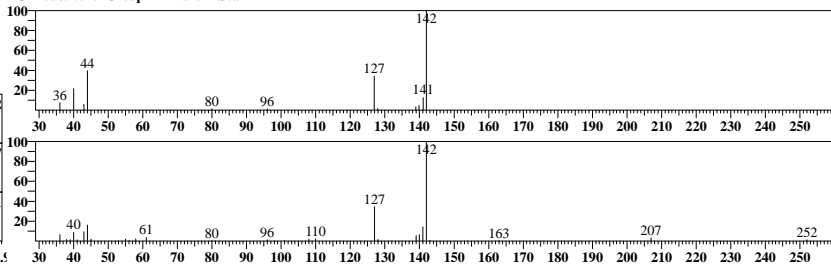
ID#:18 Name:Methylene Chloride Type:Target No Manual Integration

Mass:49.00 R.T:2.920 Area:31407 Conc:5.44800ppm

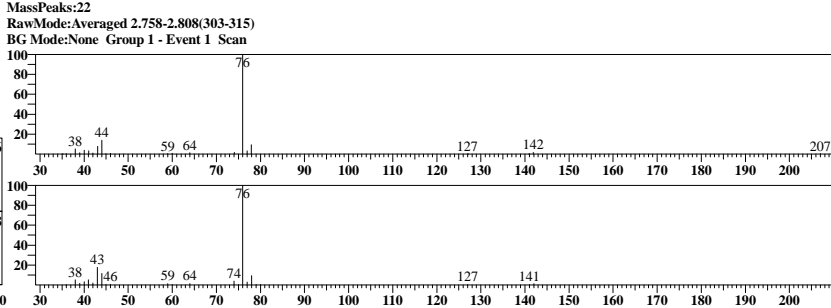
#	m/z	Area	Ratio	Reference
1	84.00	5503	63.74	64.00
2	86.00	3377	39.12	40.00
3	51.00	2699	31.26	30.00



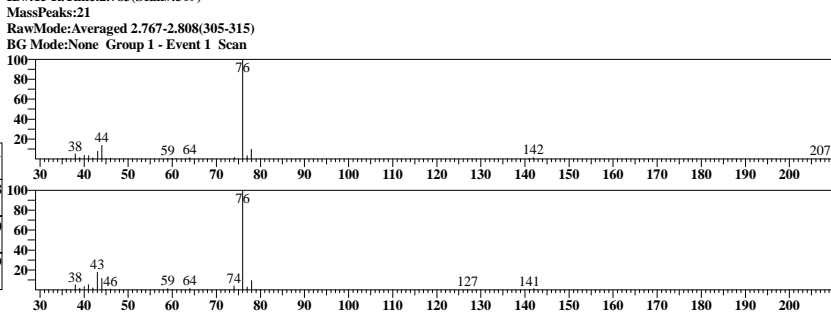
ID#:13 R.Time:2.717(Scan#:293)
MassPeaks:12
RawMode:Averaged 2.692-2.742(287-299)
BG Mode:None Group 1 - Event 1 Scan



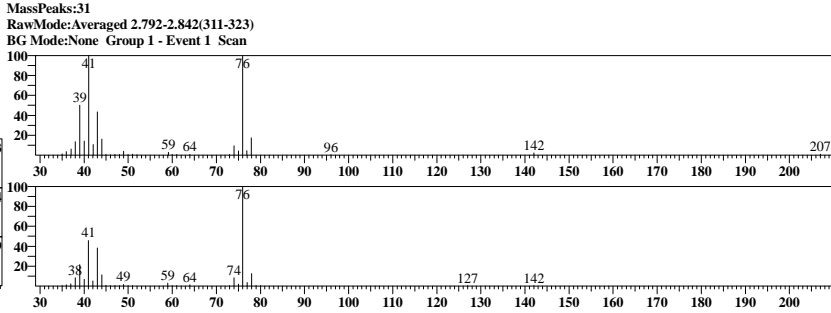
ID#:14 R.Time:2.783(Scan#:309)
MassPeaks:22
RawMode:Averaged 2.758-2.808(303-315)
BG Mode:None Group 1 - Event 1 Scan



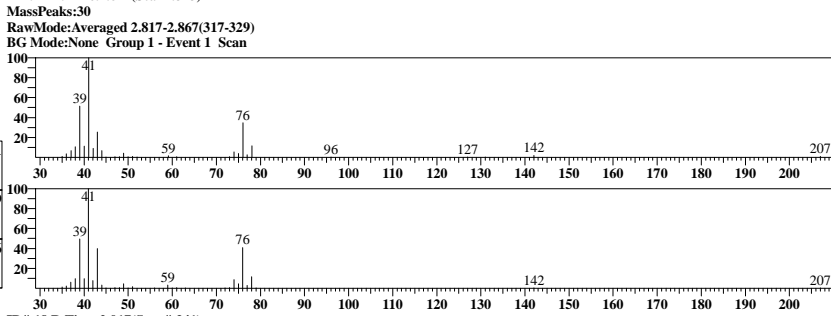
ID#:15 R.Time:2.783(Scan#:309)
MassPeaks:21
RawMode:Averaged 2.767-2.808(305-315)
BG Mode:None Group 1 - Event 1 Scan



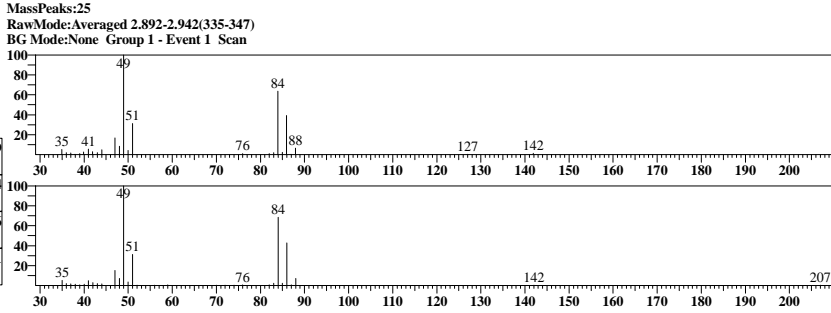
ID#:16 R.Time:2.833(Scan#:321)
MassPeaks:31
RawMode:Averaged 2.792-2.842(311-323)
BG Mode:None Group 1 - Event 1 Scan



ID#:17 R.Time:2.842(Scan#:323)
MassPeaks:30
RawMode:Averaged 2.817-2.867(317-329)
BG Mode:None Group 1 - Event 1 Scan



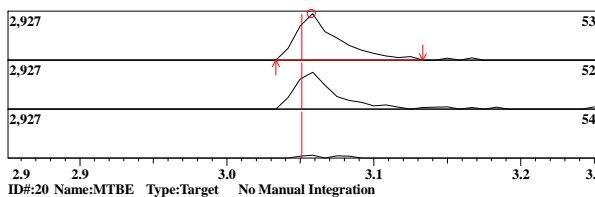
ID#:18 R.Time:2.917(Scan#:341)
MassPeaks:25
RawMode:Averaged 2.892-2.942(335-347)
BG Mode:None Group 1 - Event 1 Scan



ID#:19 Name:Acrylonitrile Type:Target No Manual Integration

Mass:53.00 R.T:3.057 Area:5565 Conc:4.69589ppm
Event:1:Scan SI:92

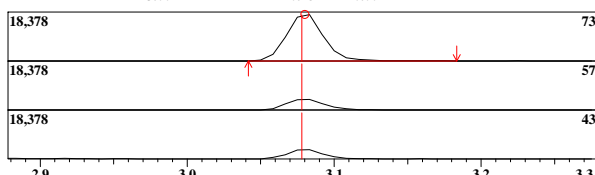
#	m/z	Area	Ratio	Reference
1	52.00	1060	78.29	40.00
2	54.00	82	6.06	10.00



ID#:20 Name:MTBE Type:Target No Manual Integration

Mass:73.00 R.T:3.080 Area:31668 Conc:5.13287ppm
Event:1:Scan SI:94

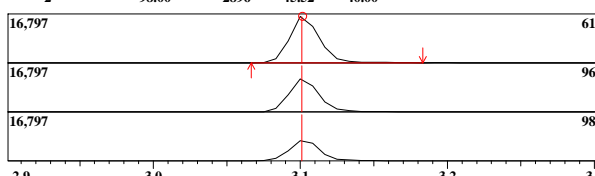
#	m/z	Area	Ratio	Reference
1	57.00	2145	24.72	26.00
2	43.00	1777	20.48	20.00



ID#:21 Name:trans-1,2-Dichloroethene Type:Target No Manual Integration

Mass:61.00 R.T:3.102 Area:23184 Conc:5.24658ppm
Event:1:Scan SI:96

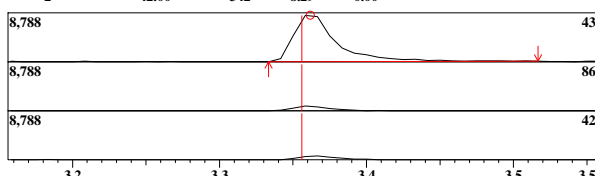
#	m/z	Area	Ratio	Reference
1	96.00	4572	71.86	64.00
2	98.00	2896	45.52	40.00



ID#:22 Name:Vinyl Acetate Type:Target No Manual Integration

Mass:43.00 R.T:3.362 Area:17300 Conc:4.53572ppm
Event:1:Scan SI:97

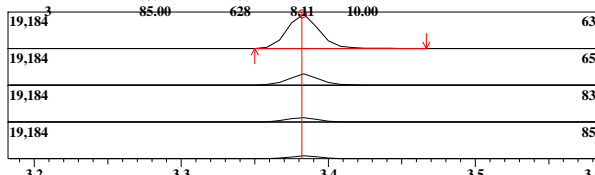
#	m/z	Area	Ratio	Reference
1	86.00	418	10.13	10.00
2	42.00	342	8.29	0.00



ID#:23 Name:1,1-Dichloroethane Type:Target No Manual Integration

Mass:63.00 R.T:3.383 Area:27731 Conc:5.24418ppm
Event:1:Scan SI:96

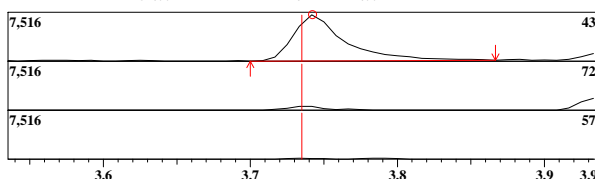
#	m/z	Area	Ratio	Reference
1	65.00	2472	31.94	30.00
2	83.00	986	12.74	10.00
3	85.00	628	8.11	10.00





ID#:24 Name:2-Butanone(MEK) Type:Target No Manual Integration

Mass:43.00 R.T:3.743 Area:17550 Conc:4.73208ppm
Event:1:Scan SI:94

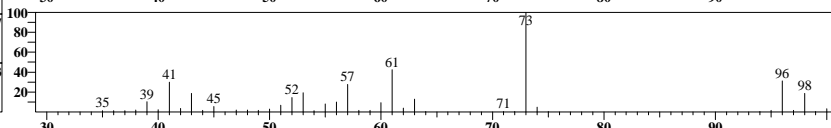
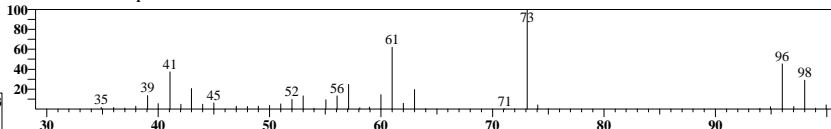
#	m/z	Area	Ratio	Reference
1	72.00	343	8.44	30.00
2	57.00	72	1.77	11.00





ID#:19 R.Time:3.075(Scan#:379)
MassPeaks:32
RawMode:Averaged 3.033-3.083(369-381)
BG Mode:None Group 1 - Event 1 Scan





ID#:20 R.Time:3.100(Scan#:385)
MassPeaks:40
RawMode:Averaged 3.058-3.108(375-387)
BG Mode:None Group 1 - Event 1 Scan





ID#:21 R.Time:3.100(Scan#:385)
MassPeaks:41
RawMode:Averaged 3.075-3.125(379-391)
BG Mode:None Group 1 - Event 1 Scan



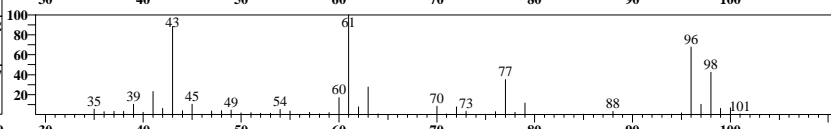
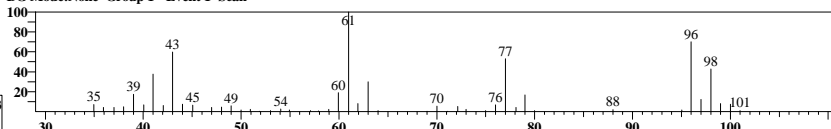
ID#:22 R.Time:3.375(Scan#:451)
MassPeaks:35
RawMode:Averaged 3.333-3.383(441-453)
BG Mode:None Group 1 - Event 1 Scan



ID#:23 R.Time:3.383(Scan#:453)
MassPeaks:35
RawMode:Averaged 3.358-3.408(447-459)
BG Mode:None Group 1 - Event 1 Scan



ID#:24 R.Time:3.758(Scan#:543)
MassPeaks:47
RawMode:Averaged 3.717-3.767(533-545)
BG Mode:None Group 1 - Event 1 Scan

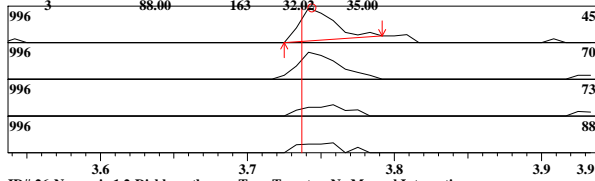


ID#:25 Name:Ethyl Acetate Type:Target No Manual Integration

Mass:45.00 R.T:3.744 Area:1499 Conc:4.38621ppm

Event:1:Scan SI:94

#	m/z	Area	Ratio	Reference
1	70.00	440	86.44	100.00
2	73.00	184	36.15	45.00
3	88.00	163	32.42	35.00

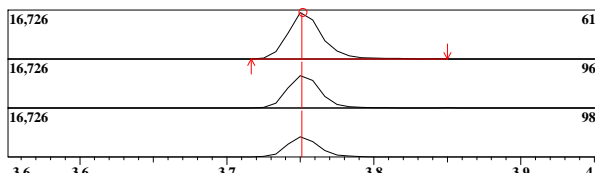


ID#:26 Name:cis-1,2-Dichloroethene Type:Target No Manual Integration

Mass:61.00 R.T:3.752 Area:26565 Conc:5.17308ppm

Event:1:Scan SI:95

#	m/z	Area	Ratio	Reference
1	96.00	4938	68.63	55.00
2	98.00	3001	41.71	35.00

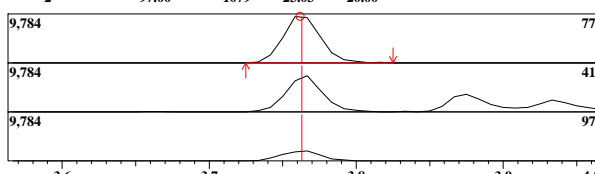


ID#:27 Name:2,2-Dichloropropane Type:Target No Manual Integration

Mass:77.00 R.T:3.762 Area:17024 Conc:5.21268ppm

Event:1:Scan SI:96

#	m/z	Area	Ratio	Reference
1	41.00	3470	74.07	80.00
2	97.00	1079	23.03	20.00

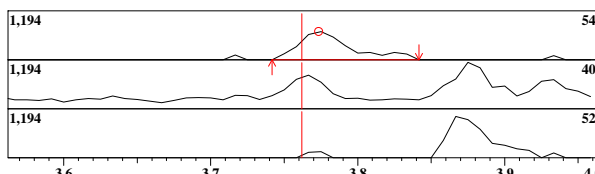


ID#:28 Name:Propionitrile(Ethyl cyanide) Type:Target No Manual Integration

Mass:54.00 R.T:3.773 Area:1745 Conc:4.83059ppm

Event:1:Scan SI:95

#	m/z	Area	Ratio	Reference
1	40.00	505	123.47	30.00
2	52.00	41	10.02	10.00

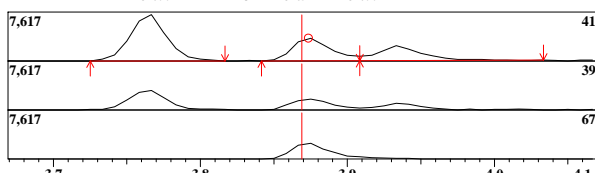


ID#:29 Name:Methacrylonitrile Type:Target No Manual Integration

Mass:41.00 R.T:3.874 Area:6725 Conc:4.67171ppm

Event:1:Scan SI:91

#	m/z	Area	Ratio	Reference
1	39.00	960	52.15	62.00
2	67.00	1243	67.52	62.00

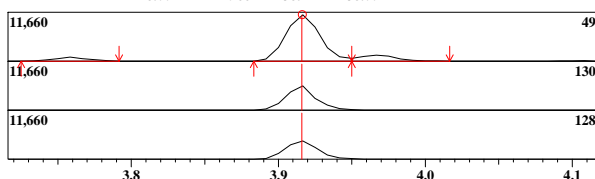


ID#:30 Name:Bromochloromethane Type:Target No Manual Integration

Mass:49.00 R.T:3.916 Area:18369 Conc:5.35571ppm

Event:1:Scan SI:97

#	m/z	Area	Ratio	Reference
1	130.00	2391	46.47	48.00
2	128.00	1966	38.21	38.00

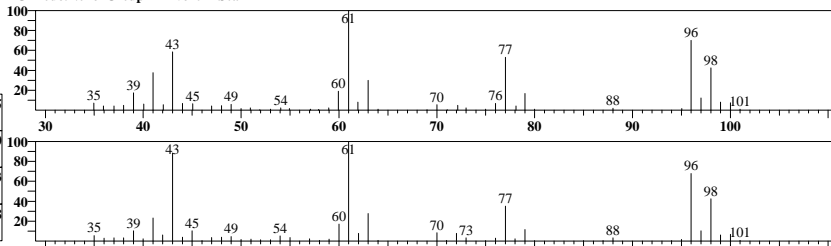


ID#:25 R.Time:3.758(Scan#:543)

MassPeaks:47

RawMode:Averaged 3.725-3.767(535-545)

BG Mode:None Group 1 - Event 1 Scan

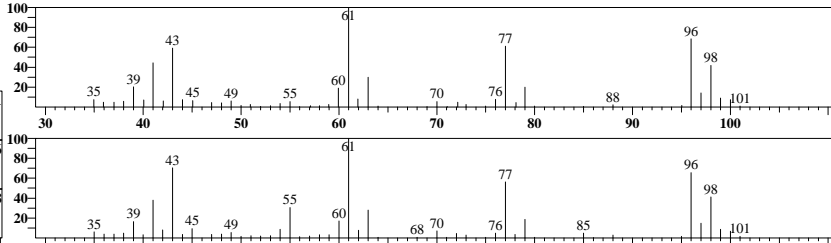


ID#:26 R.Time:3.758(Scan#:543)

MassPeaks:49

RawMode:Averaged 3.725-3.775(535-547)

BG Mode:None Group 1 - Event 1 Scan

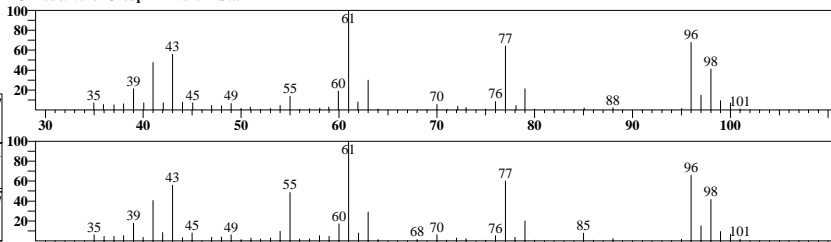


ID#:27 R.Time:3.758(Scan#:543)

MassPeaks:49

RawMode:Averaged 3.733-3.783(537-549)

BG Mode:None Group 1 - Event 1 Scan

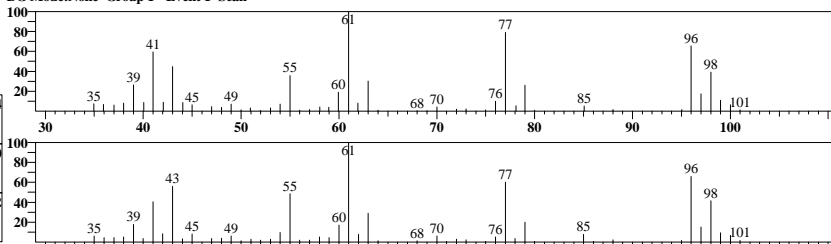


ID#:28 R.Time:3.758(Scan#:543)

MassPeaks:49

RawMode:Averaged 3.750-3.800(541-553)

BG Mode:None Group 1 - Event 1 Scan

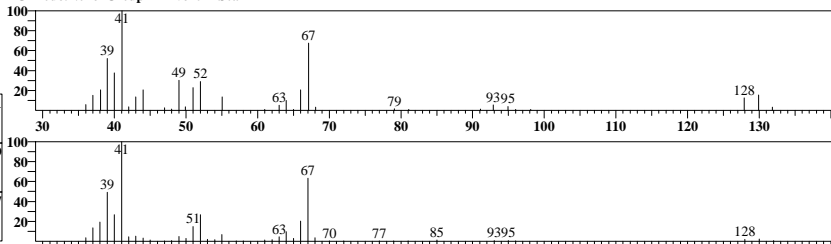


ID#:29 R.Time:3.875(Scan#:571)

MassPeaks:33

RawMode:Averaged 3.850-3.900(565-577)

BG Mode:None Group 1 - Event 1 Scan

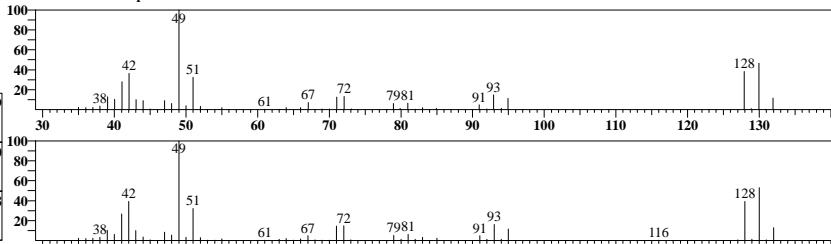


ID#:30 R.Time:3.917(Scan#:581)

MassPeaks:45

RawMode:Averaged 3.892-3.942(575-587)

BG Mode:None Group 1 - Event 1 Scan

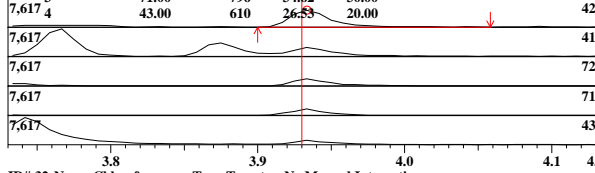


ID#:31 Name:Tetrahydrofuran Type:Target No Manual Integration

Mass:42.00 R.T:3.934 Area:9390 Conc:5.47870ppm

Event:1:Scan SI:93

#	m/z	Area	Ratio	Reference
1	41.00	1388	60.37	50.00
2	72.00	861	37.45	30.00
3	71.00	796	34.62	30.00
4	43.00	610	26.53	20.00

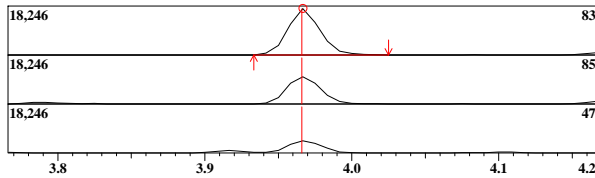


ID#:32 Name:Chloroform Type:Target No Manual Integration

Mass:83.00 R.T:3.967 Area:26662 Conc:5.33104ppm

Event:1:Scan SI:96

#	m/z	Area	Ratio	Reference
1	85.00	4721	63.15	64.00
2	47.00	2165	28.96	25.00

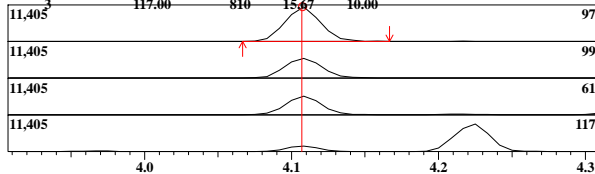


ID#:33 Name:1,1,1-Trichloroethane Type:Target No Manual Integration

Mass:97.00 R.T:4.108 Area:18486 Conc:5.33602ppm

Event:1:Scan SI:82

#	m/z	Area	Ratio	Reference
1	99.00	3095	59.88	64.00
2	61.00	2830	54.75	50.00
3	117.00	810	15.67	10.00

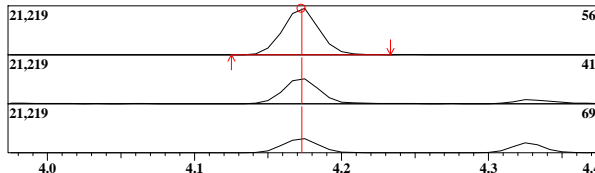


ID#:34 Name:Cyclohexane Type:Target No Manual Integration

Mass:56.00 R.T:4.173 Area:35125 Conc:5.08318ppm

Event:1:Scan SI:96

#	m/z	Area	Ratio	Reference
1	41.00	5422	54.74	60.00
2	69.00	3063	30.92	25.00

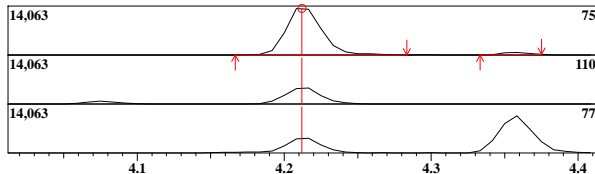


ID#:35 Name:1,1-Dichloropropene Type:Target No Manual Integration

Mass:75.00 R.T:4.212 Area:23547 Conc:5.37154ppm

Event:1:Scan SI:97

#	m/z	Area	Ratio	Reference
1	110.00	2284	35.62	34.00
2	77.00	2091	32.61	30.00

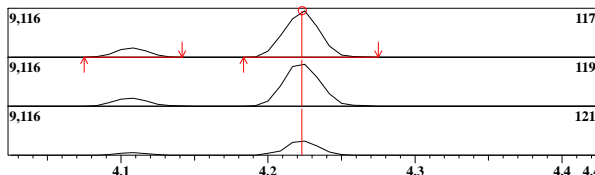


ID#:36 Name:Carbon tetrachloride Type:Target No Manual Integration

Mass:117.00 R.T:4.223 Area:14886 Conc:5.36688ppm

Event:1:Scan SI:97

#	m/z	Area	Ratio	Reference
1	119.00	4044	96.42	95.00
2	121.00	1252	29.85	30.00

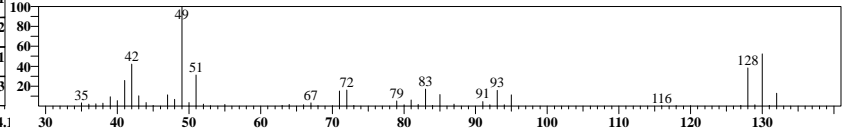
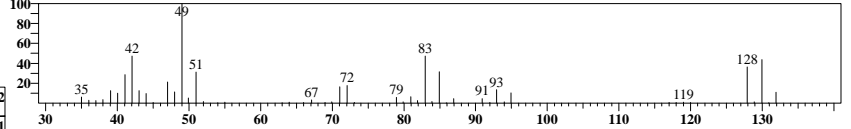


ID#:31 R.Time:3.917(Scan#:581)

MassPeaks:51

RawMode:Averaged 3.908-3.958(579-591)

BG Mode:None Group 1 - Event 1 Scan

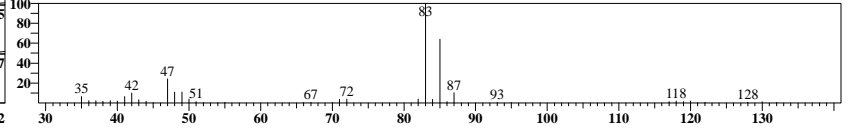
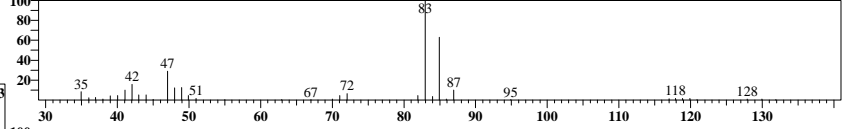


ID#:32 R.Time:3.967(Scan#:593)

MassPeaks:37

RawMode:Averaged 3.942-3.992(587-599)

BG Mode:None Group 1 - Event 1 Scan

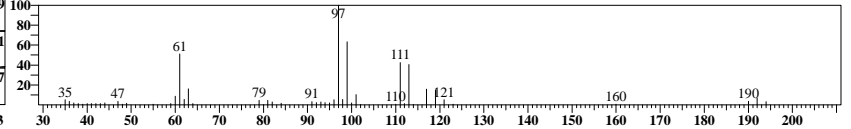
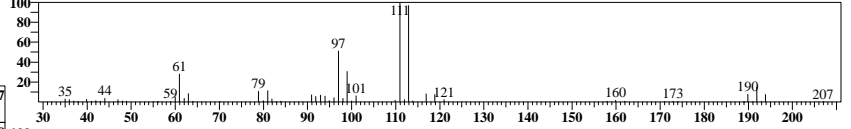


ID#:33 R.Time:4.092(Scan#:623)

MassPeaks:59

RawMode:Averaged 4.083-4.133(621-633)

BG Mode:None Group 1 - Event 1 Scan

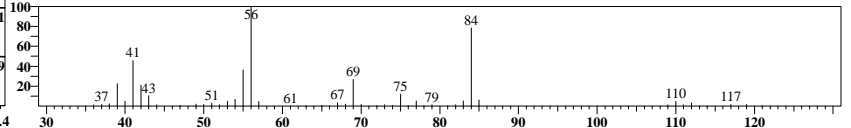
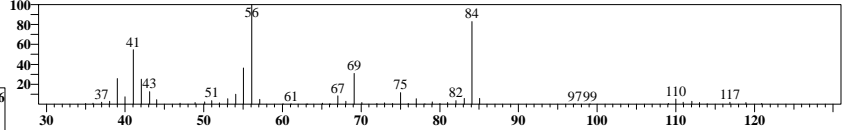


ID#:34 R.Time:4.175(Scan#:643)

MassPeaks:54

RawMode:Averaged 4.150-4.200(637-649)

BG Mode:None Group 1 - Event 1 Scan

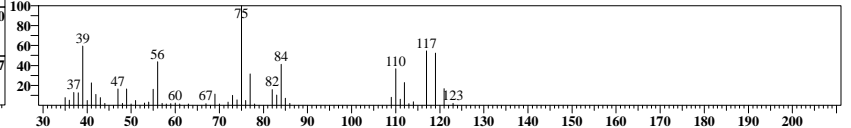
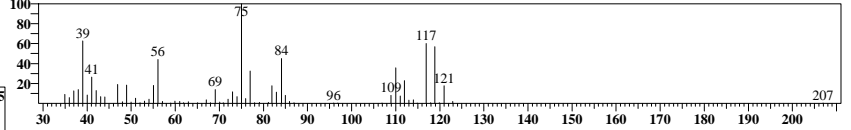


ID#:35 R.Time:4.217(Scan#:653)

MassPeaks:64

RawMode:Averaged 4.183-4.233(645-657)

BG Mode:None Group 1 - Event 1 Scan

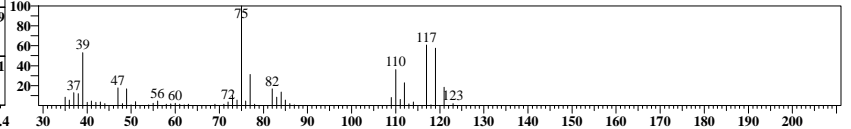
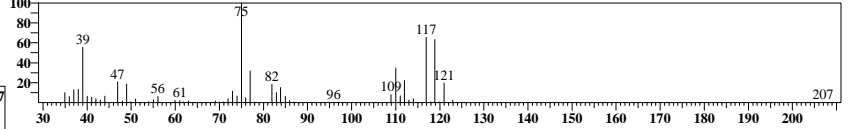


ID#:36 R.Time:4.217(Scan#:653)

MassPeaks:59

RawMode:Averaged 4.200-4.250(649-661)

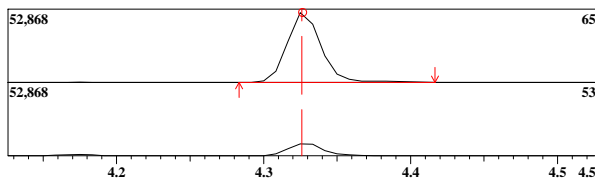
BG Mode:None Group 1 - Event 1 Scan



ID#:37 Name:1,2-Dichloroethane-d4 Type:Surrogate/SMC No Manual Integration

Mass:65.00 R.T:4.327 Area:81731 Conc:50.51043ppb

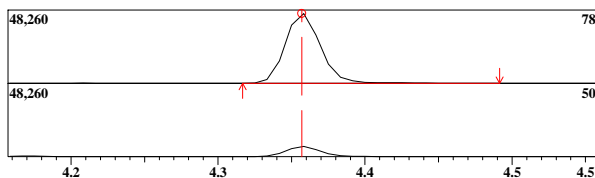
#	m/z	Area	Ratio	Reference
1	53.00	4179	18.61	15.00



ID#:38 Name:Benzene Type:Target No Manual Integration

Mass:78.00 R.T:4.357 Area:78065 Conc:5.46887ppb

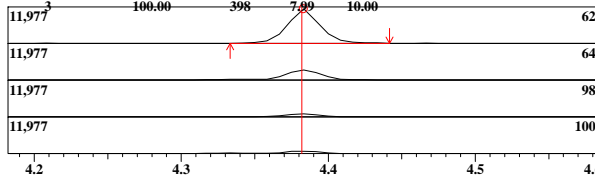
#	m/z	Area	Ratio	Reference
1	50.00	3222	14.98	16.00



ID#:39 Name:1,2-Dichloroethane Type:Target No Manual Integration

Mass:62.00 R.T:4.383 Area:18202 Conc:5.42521ppb

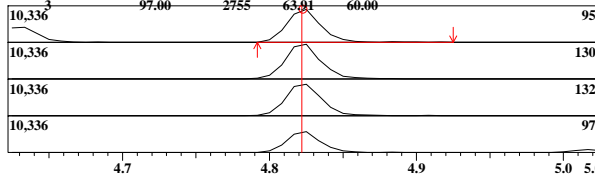
#	m/z	Area	Ratio	Reference
1	64.00	1597	32.06	30.00
2	98.00	456	9.15	10.00
3	100.00	398	7.99	10.00



ID#:40 Name:Trichloroethene Type:Target No Manual Integration

Mass:95.00 R.T:4.823 Area:15576 Conc:5.13535ppb

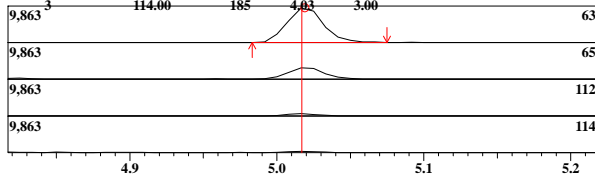
#	m/z	Area	Ratio	Reference
1	130.00	4702	109.07	95.00
2	132.00	4349	100.88	90.00
3	97.00	2755	63.91	60.00



ID#:41 Name:1,2-Dichloropropane Type:Target No Manual Integration

Mass:63.00 R.T:5.019 Area:16585 Conc:5.25612ppb

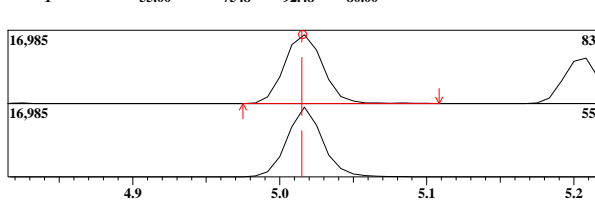
#	m/z	Area	Ratio	Reference
1	65.00	1523	33.17	30.00
2	112.00	257	5.60	5.00
3	114.00	185	4.02	3.00



ID#:42 Name:Methyl Cyclohexane Type:Target No Manual Integration

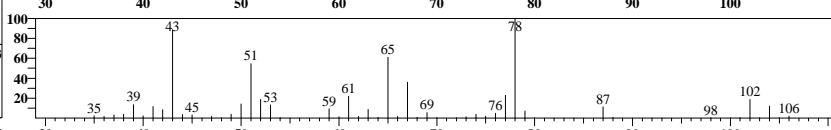
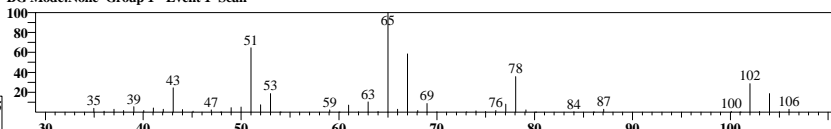
Mass:83.00 R.T:5.016 Area:29421 Conc:5.14620ppb

#	m/z	Area	Ratio	Reference
1	55.00	7548	92.48	80.00



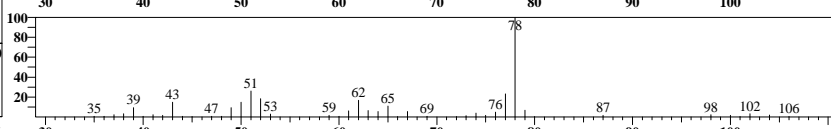
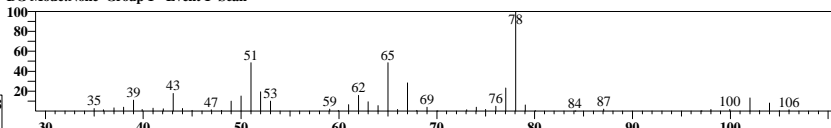
ID#:37 R.Time:4.325(Scan#:679)

MassPeaks:49 RawMode:Averaged 4.300-4.350(673-685) BG Mode:None Group 1 - Event 1 Scan



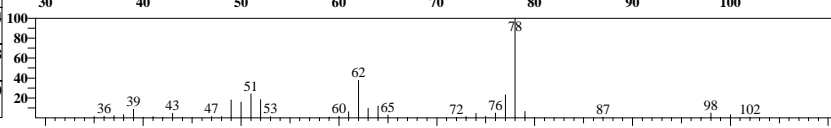
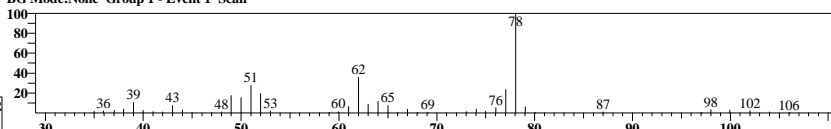
ID#:38 R.Time:4.358(Scan#:687)

MassPeaks:48 RawMode:Averaged 4.333-4.383(681-693) BG Mode:None Group 1 - Event 1 Scan



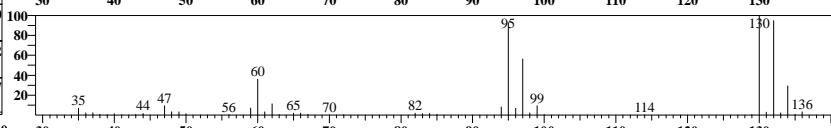
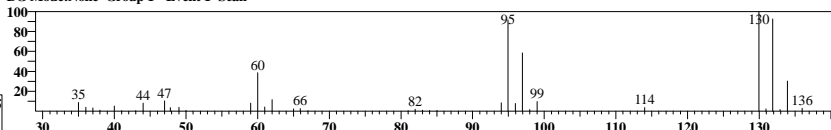
ID#:39 R.Time:4.367(Scan#:689)

MassPeaks:44 RawMode:Averaged 4.358-4.408(687-699) BG Mode:None Group 1 - Event 1 Scan



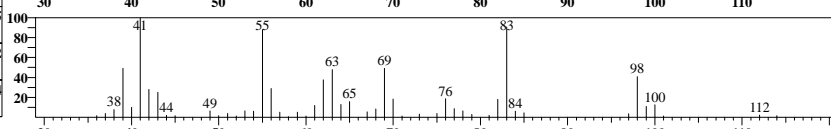
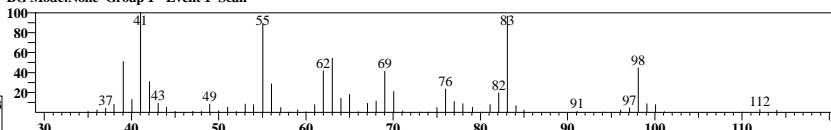
ID#:40 R.Time:4.825(Scan#:799)

MassPeaks:37 RawMode:Averaged 4.800-4.850(793-805) BG Mode:None Group 1 - Event 1 Scan



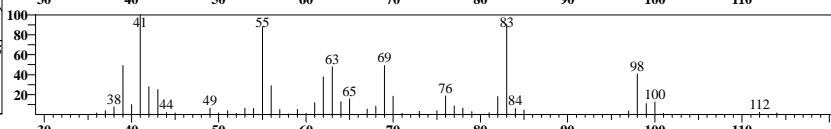
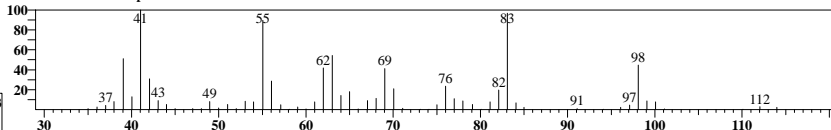
ID#:41 R.Time:5.017(Scan#:845)

MassPeaks:60 RawMode:Averaged 4.992-5.042(839-851) BG Mode:None Group 1 - Event 1 Scan



ID#:42 R.Time:5.017(Scan#:845)

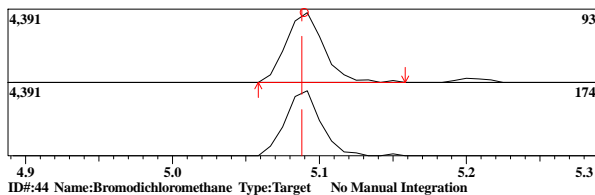
MassPeaks:60 RawMode:Averaged 4.992-5.042(839-851) BG Mode:None Group 1 - Event 1 Scan



ID#:43 Name:Dibromomethane Type:Target No Manual Integration

Mass:93.00 R.T:5.090 Area:7498 Conc:5.20449ppb

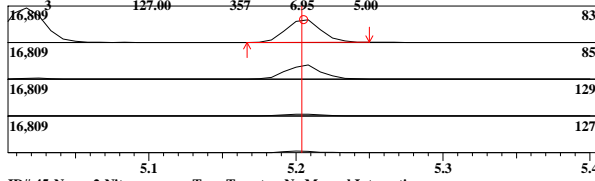
#	m/z	Area	Ratio	Reference
1	174.00	1862	89.52	30.00



ID#:44 Name:Bromodichloromethane Type:Target No Manual Integration

Mass:83.00 R.T:5.205 Area:17897 Conc:5.03673ppb

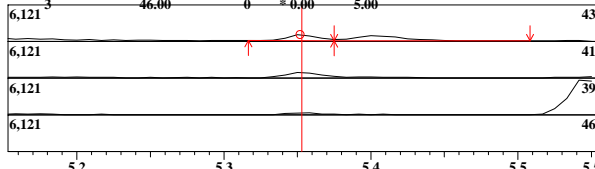
#	m/z	Area	Ratio	Reference
1	85.00	3101	60.34	63.00
2	129.00	453	8.81	10.00
3	127.00	357	6.95	5.00



ID#:45 Name:2-Nitropropane Type:Target No Manual Integration

Mass:43.00 R.T:5.352 Area:1428 Conc:4.97126ppb

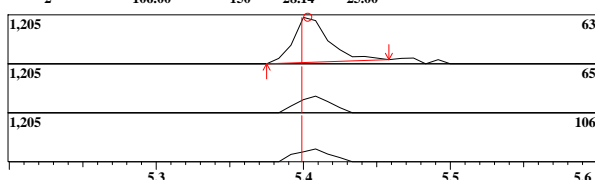
#	m/z	Area	Ratio	Reference
1	41.00	475	* 83.04	30.00
2	39.00	163	28.50	15.00
3	46.00	0	* 0.00	5.00



ID#:46 Name:2-Chloroethylvinyl ether Type:Target No Manual Integration

Mass:63.00 R.T:5.403 Area:1914 Conc:4.77262ppb

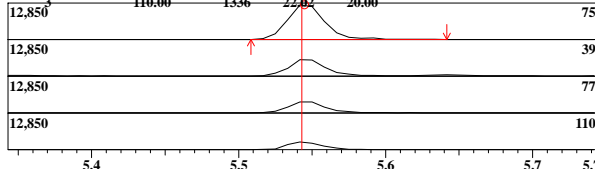
#	m/z	Area	Ratio	Reference
1	65.00	188	35.27	30.00
2	106.00	150	28.14	25.00



ID#:47 Name:cis-1,3-Dichloropropene Type:Target No Manual Integration

Mass:75.00 R.T:5.545 Area:22626 Conc:4.79860ppb

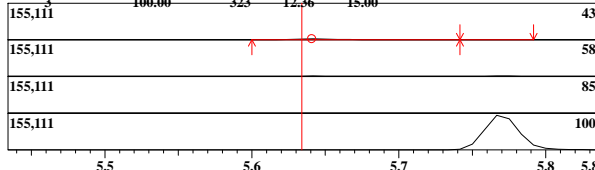
#	m/z	Area	Ratio	Reference
1	39.00	2838	46.77	60.00
2	77.00	1930	31.81	31.00
3	110.00	1336	22.02	20.00



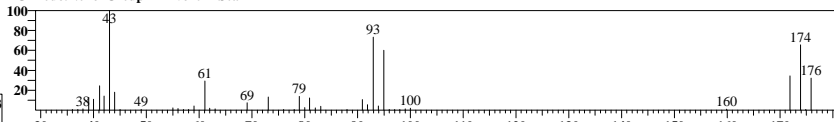
ID#:48 Name:4-Methyl-2-Pentanone(MIBK) Type:Target No Manual Integration

Mass:43.00 R.T:5.641 Area:10305 Conc:4.44560ppb

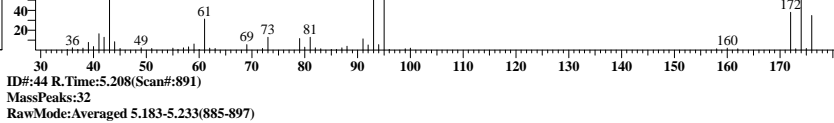
#	m/z	Area	Ratio	Reference
1	58.00	913	34.94	40.00
2	85.00	365	13.97	15.00
3	100.00	323	12.36	15.00



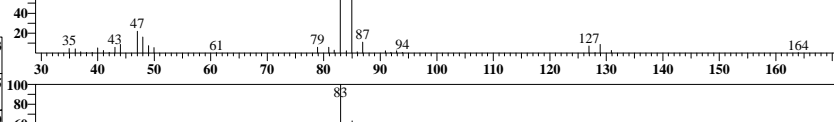
ID#:43 R.Time:5.083(Scan#:861)
MassPeaks:44
RawMode:Averaged 5.067-5.117(857-869)
BG Mode:None Group 1 - Event 1 Scan




ID#:44 R.Time:5.208(Scan#:891)
MassPeaks:32
RawMode:Averaged 5.183-5.233(885-897)
BG Mode:None Group 1 - Event 1 Scan



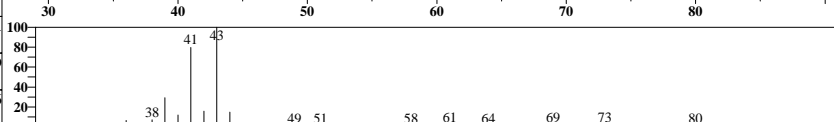
ID#:45 R.Time:5.350(Scan#:925)
MassPeaks:10
RawMode:Averaged 5.325-5.375(919-931)
BG Mode:None Group 1 - Event 1 Scan




ID#:46 R.Time:5.408(Scan#:939)
MassPeaks:21
RawMode:Averaged 5.375-5.425(931-943)
BG Mode:None Group 1 - Event 1 Scan




ID#:47 R.Time:5.542(Scan#:971)
MassPeaks:32
RawMode:Averaged 5.517-5.567(965-977)
BG Mode:None Group 1 - Event 1 Scan



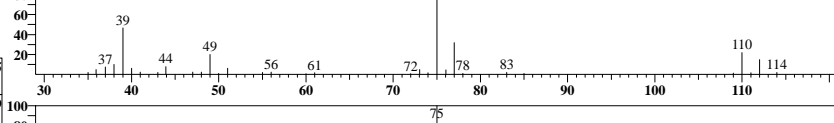
ID#:48 R.Time:5.642(Scan#:995)
MassPeaks:19
RawMode:Averaged 5.617-5.667(989-1001)
BG Mode:None Group 1 - Event 1 Scan



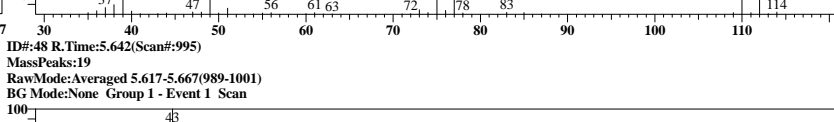
ID#:47 R.Time:5.542(Scan#:971)
MassPeaks:32
RawMode:Averaged 5.517-5.567(965-977)
BG Mode:None Group 1 - Event 1 Scan



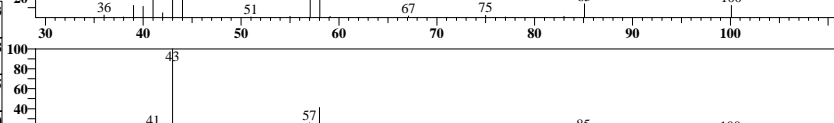
ID#:48 R.Time:5.642(Scan#:995)
MassPeaks:19
RawMode:Averaged 5.617-5.667(989-1001)
BG Mode:None Group 1 - Event 1 Scan



ID#:48 R.Time:5.642(Scan#:995)
MassPeaks:19
RawMode:Averaged 5.617-5.667(989-1001)
BG Mode:None Group 1 - Event 1 Scan



ID#:48 R.Time:5.642(Scan#:995)
MassPeaks:19
RawMode:Averaged 5.617-5.667(989-1001)
BG Mode:None Group 1 - Event 1 Scan



ID#:48 R.Time:5.642(Scan#:995)
MassPeaks:19
RawMode:Averaged 5.617-5.667(989-1001)
BG Mode:None Group 1 - Event 1 Scan

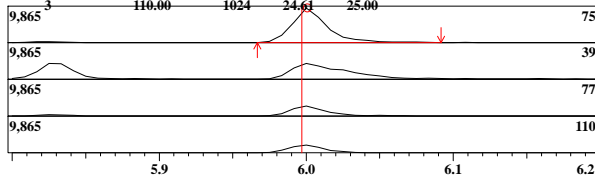


ID#:49 Name:trans-1,3-Dichloropropene Type:Target No Manual Integration

Mass:75.00 R.T:6.001 Area:15880 Conc:4.57294ppb

Event:1:Scan SI:94

#	m/z	Area	Ratio	Reference
1	39.00	2493	59.91	90.00
2	77.00	1273	30.59	30.00
3	110.00	1024	24.61	25.00

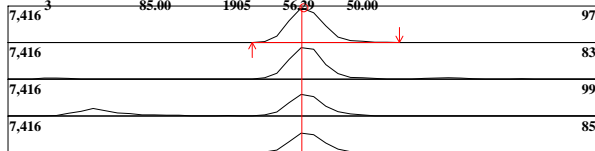


ID#:50 Name:1,1,2-Trichloroethane Type:Target No Manual Integration

Mass:97.00 R.T:6.168 Area:12304 Conc:5.25352ppb

Event:1:Scan SI:97

#	m/z	Area	Ratio	Reference
1	83.00	3146	92.97	90.00
2	99.00	2138	63.18	60.00
3	85.00	1905	56.22	50.00

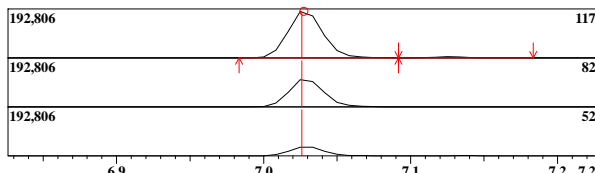


ID#:51 Name:Chlorobenzene-d5 (IS) Type:ISTD No Manual Integration

Mass:117.00 R.T:7.027 Area:311175 Conc:50.00000ppb

Event:1:Scan SI:94

#	m/z	Area	Ratio	Reference
1	82.00	51257	59.49	60.00
2	52.00	17144	19.90	30.00

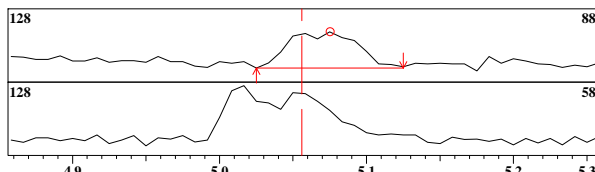


ID#:52 Name:1,4-Dioxane Type:Target Manual Integration Performed
Manual Reason: Peak Not Found ABO 02/08/22

Mass:88.00 R.T:5.075 Area:206 Conc:5.48112ppb

Event:2:SIM SI:87

#	m/z	Area	Ratio	Reference
1	58.00	77	101.32	130.00

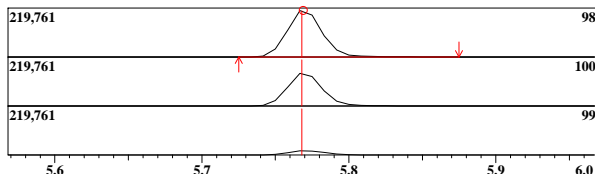


ID#:53 Name:Toluene-d8 Type:Surrogate/SMC No Manual Integration

Mass:98.00 R.T:5.769 Area:355280 Conc:49.93871ppb

Event:1:Scan SI:99

#	m/z	Area	Ratio	Reference
1	100.00	69386	70.65	70.00
2	99.00	9862	10.04	10.00

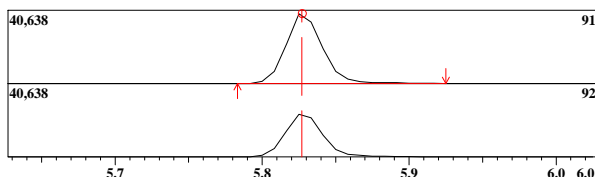


ID#:54 Name:Toluene Type:Target No Manual Integration

Mass:91.00 R.T:5.827 Area:67825 Conc:5.21234ppb

Event:1:Scan SI:94

#	m/z	Area	Ratio	Reference
1	92.00	11717	63.45	60.00


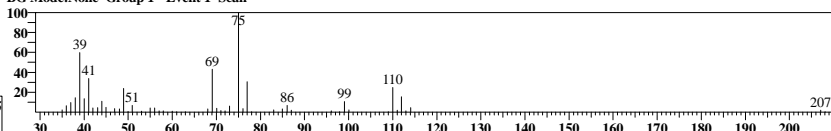


ID#:49 R.Time:6.000(Scan#:1081)

MassPeaks:50

RawMode:Averaged 5.975-6.025(1075-1087)

BG Mode:None Group 1 - Event 1 Scan

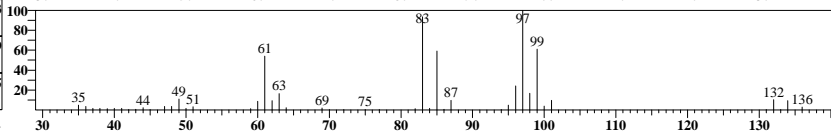
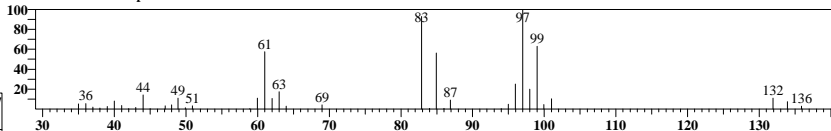


ID#:50 R.Time:6.167(Scan#:1121)

MassPeaks:39

RawMode:Averaged 6.142-6.192(1115-1127)

BG Mode:None Group 1 - Event 1 Scan

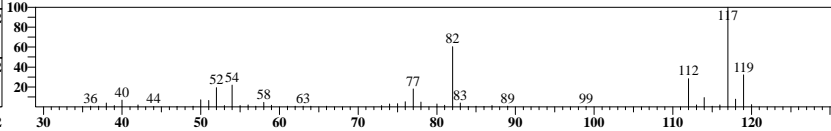
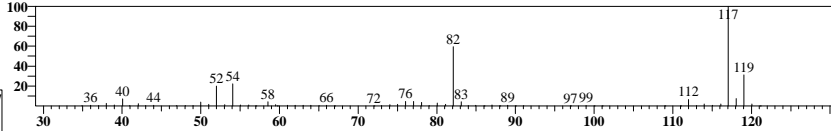


ID#:51 R.Time:7.025(Scan#:1327)

MassPeaks:67

RawMode:Averaged 7.000-7.050(1321-1333)

BG Mode:None Group 1 - Event 1 Scan

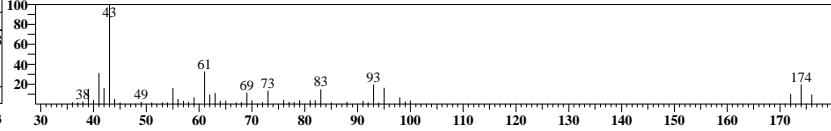
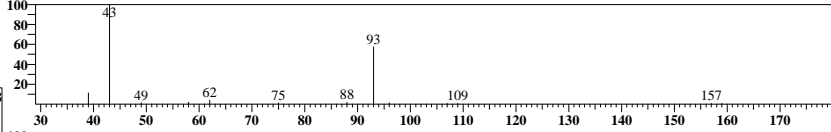


ID#:52 R.Time:5.058(Scan#:856)

MassPeaks:13

RawMode:Averaged 5.050-5.100(854-866)

BG Mode:None Group 1 - Event 2 SIM

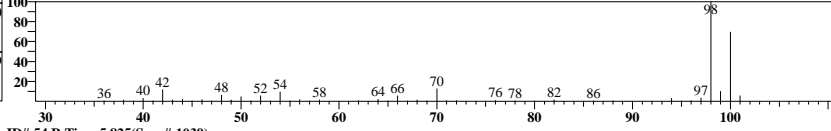
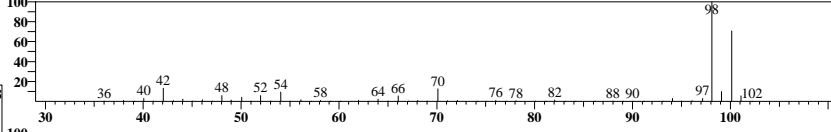


ID#:53 R.Time:5.767(Scan#:1025)

MassPeaks:60

RawMode:Averaged 5.742-5.792(1019-1031)

BG Mode:None Group 1 - Event 1 Scan

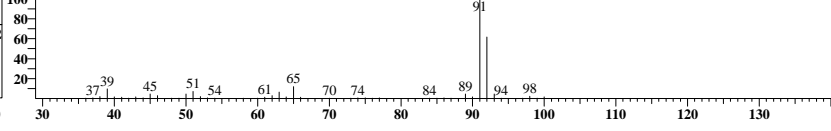
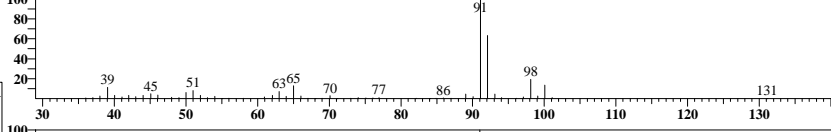


ID#:54 R.Time:5.825(Scan#:1039)

MassPeaks:55

RawMode:Averaged 5.800-5.850(1033-1045)

BG Mode:None Group 1 - Event 1 Scan

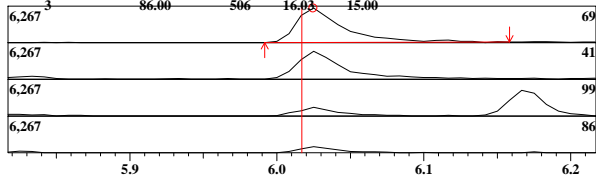


ID#:55 Name:Ethyl Methacrylate Type:Target No Manual Integration

Mass:69.00 R.T:6.025 Area:12991 Conc:4.56419ppb

Event:1:Scan SI:94

#	m/z	Area	Ratio	Reference
1	41.00	2477	78.46	80.00
2	99.00	747	23.66	20.00
3	86.00	506	16.02	15.00

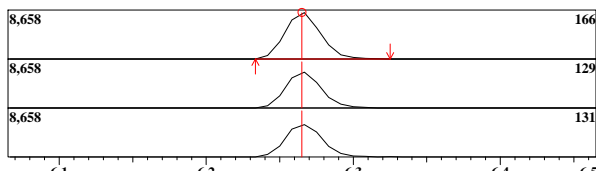


ID#:56 Name:Tetrachloroethene Type:Target No Manual Integration

Mass:166.00 R.T:6.265 Area:14116 Conc:5.24656ppb

Event:1:Scan SI:97

#	m/z	Area	Ratio	Reference
1	129.00	3081	77.86	85.00
2	131.00	2863	72.35	80.00

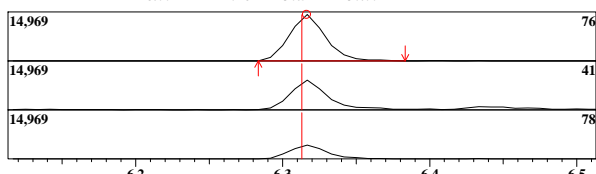


ID#:57 Name:1,3-Dichloropropane Type:Target No Manual Integration

Mass:76.00 R.T:6.316 Area:24539 Conc:5.11476ppb

Event:1:Scan SI:94

#	m/z	Area	Ratio	Reference
1	41.00	4326	63.70	85.00
2	78.00	2076	30.57	30.00

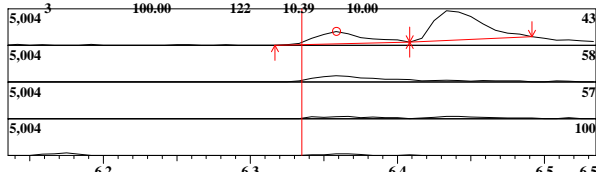


ID#:58 Name:2-Hexanone(MBK) Type:Target No Manual Integration

Mass:43.00 R.T:6.359 Area:3924 Conc:5.03921ppb

Event:1:Scan SI:86

#	m/z	Area	Ratio	Reference
1	58.00	583	49.66	50.00
2	57.00	217	18.48	20.00
3	100.00	122	10.39	10.00

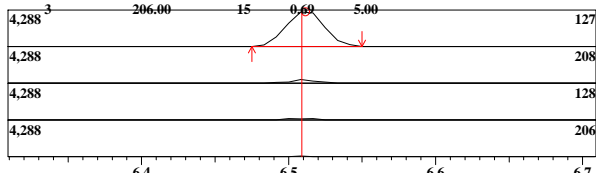


ID#:59 Name:Dibromochloromethane Type:Target No Manual Integration

Mass:127.00 R.T:6.512 Area:7688 Conc:4.65345ppb

Event:1:Scan SI:92

#	m/z	Area	Ratio	Reference
1	208.00	158	7.32	7.00
2	128.00	64	2.96	5.00
3	206.00	15	0.69	5.00

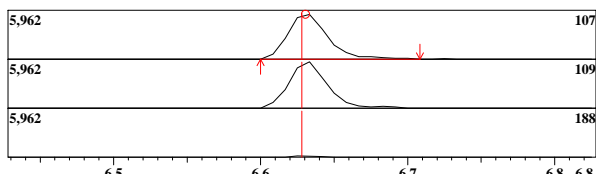


ID#:60 Name:1,2-Dibromoethane Type:Target No Manual Integration

Mass:107.00 R.T:6.631 Area:10612 Conc:5.01078ppb

Event:1:Scan SI:94

#	m/z	Area	Ratio	Reference
1	109.00	2847	99.34	90.00
2	188.00	64	2.23	5.00

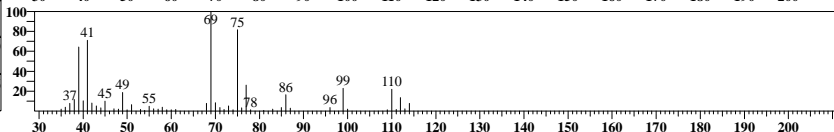



ID#:55 R.Time:6.008(Scan#:1083)

MassPeaks:50

RawMode:Averaged 6.000-6.050(1081-1093)

BG Mode:None Group 1 - Event 1 Scan

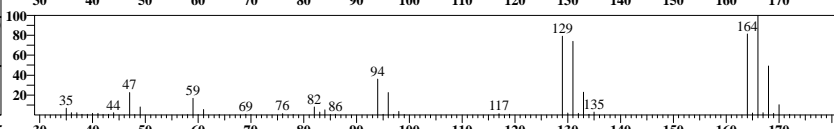
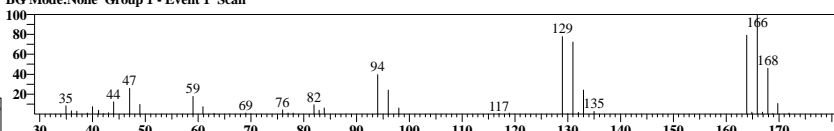


ID#:56 R.Time:6.267(Scan#:1145)

MassPeaks:41

RawMode:Averaged 6.242-6.292(1139-1151)

BG Mode:None Group 1 - Event 1 Scan

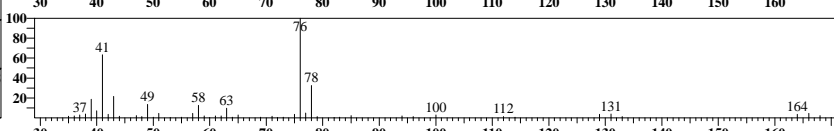
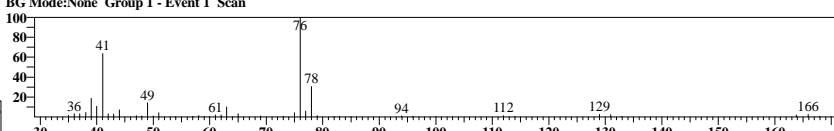


ID#:57 R.Time:6.317(Scan#:1157)

MassPeaks:47

RawMode:Averaged 6.292-6.342(1151-1163)

BG Mode:None Group 1 - Event 1 Scan

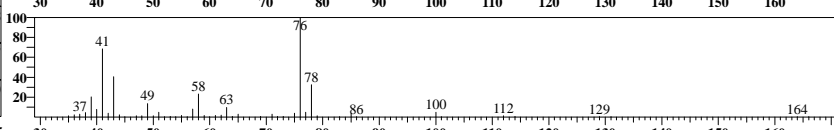
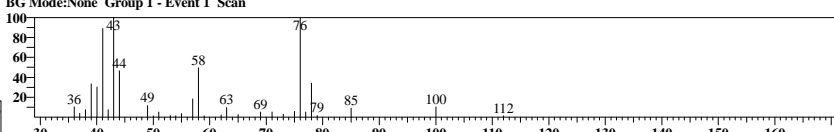


ID#:58 R.Time:6.342(Scan#:1163)

MassPeaks:32

RawMode:Averaged 6.333-6.383(1161-1173)

BG Mode:None Group 1 - Event 1 Scan


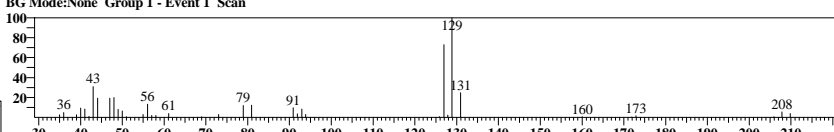


ID#:59 R.Time:6.508(Scan#:1203)

MassPeaks:37

RawMode:Averaged 6.483-6.533(1197-1209)

BG Mode:None Group 1 - Event 1 Scan

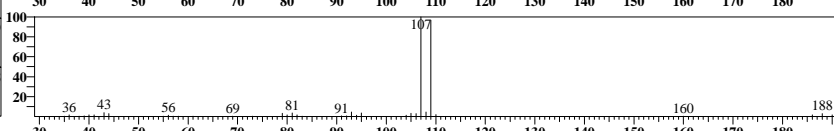
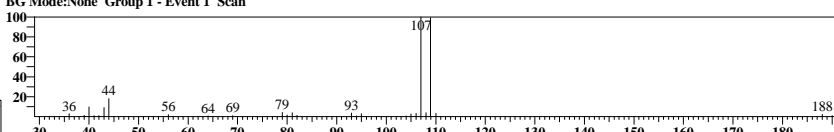


ID#:60 R.Time:6.633(Scan#:1233)

MassPeaks:26

RawMode:Averaged 6.608-6.658(1227-1239)

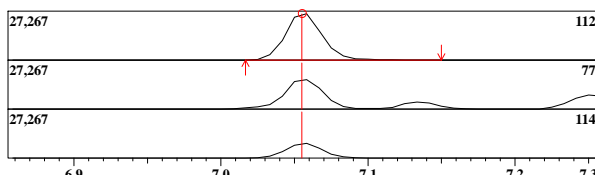
BG Mode:None Group 1 - Event 1 Scan



ID#:61 Name:Chlorobenzene Type:Target No Manual Integration

Mass:112.00 R.T:7.055 Area:46304 Conc:5.37272ppb

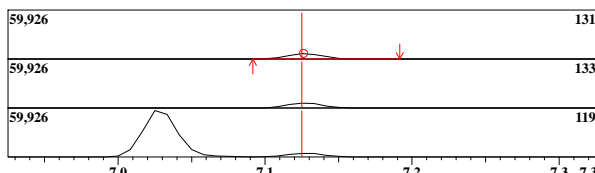
#	m/z	Area	Ratio	Reference
1	77.00	8607	67.00	65.00
2	114.00	4153	32.33	30.00



ID#:62 Name:1,1,1,2-Tetrachloroethane Type:Target No Manual Integration

Mass:131.00 R.T:7.126 Area:11997 Conc:5.12496ppb

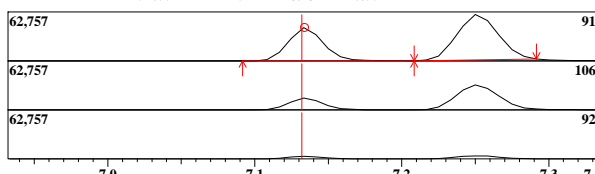
#	m/z	Area	Ratio	Reference
1	133.00	3147	94.17	90.00
2	119.00	2502	74.86	70.00



ID#:63 Name:Ethylbenzene Type:Target No Manual Integration

Mass:91.00 R.T:7.134 Area:72188 Conc:5.16732ppb

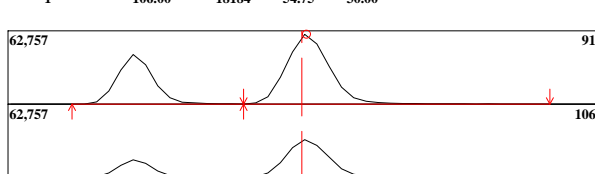
#	m/z	Area	Ratio	Reference
1	106.00	7096	35.31	33.00
2	92.00	1704	8.48	10.00



ID#:64 Name:Xylene-mp Type:Target No Manual Integration

Mass:91.00 R.T:7.251 Area:123619 Conc:10.72802ppb

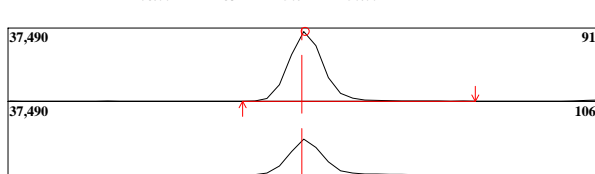
#	m/z	Area	Ratio	Reference
1	106.00	18184	54.75	30.00



ID#:65 Name:Xylene-o Type:Target No Manual Integration

Mass:91.00 R.T:7.609 Area:59935 Conc:5.33194ppb

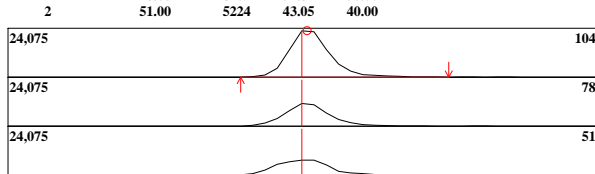
#	m/z	Area	Ratio	Reference
1	106.00	8327	50.71	50.00



ID#:66 Name:Styrene Type:Target No Manual Integration

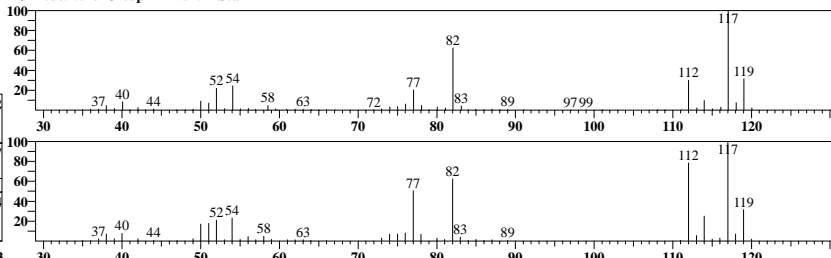
Mass:104.00 R.T:7.629 Area:46551 Conc:5.27284ppb

#	m/z	Area	Ratio	Reference
1	78.00	6409	52.82	50.00
2	51.00	5224	43.05	40.00



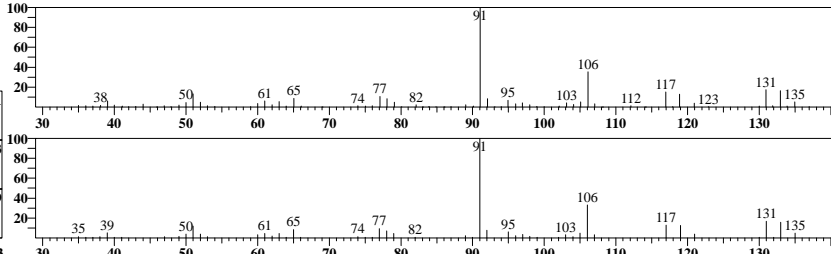
ID#:61 R.Time:7.042(Scan#:1331)

MassPeaks:65 RawMode:Averaged 7.033-7.083(1329-1341) BG Mode:None Group 1 - Event 1 Scan



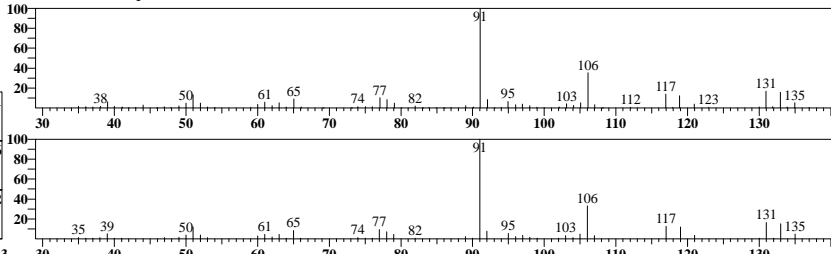
ID#:62 R.Time:7.133(Scan#:1353)

MassPeaks:74 RawMode:Averaged 7.100-7.150(1345-1357) BG Mode:None Group 1 - Event 1 Scan



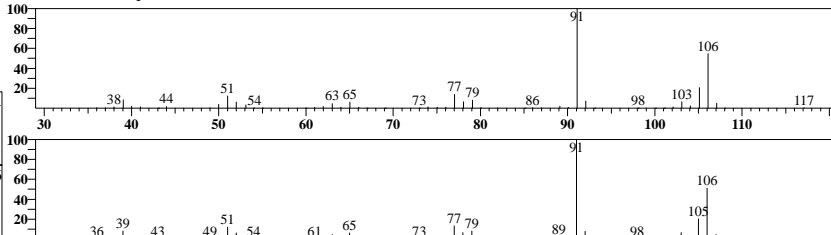
ID#:63 R.Time:7.133(Scan#:1353)

MassPeaks:74 RawMode:Averaged 7.108-7.158(1347-1359) BG Mode:None Group 1 - Event 1 Scan



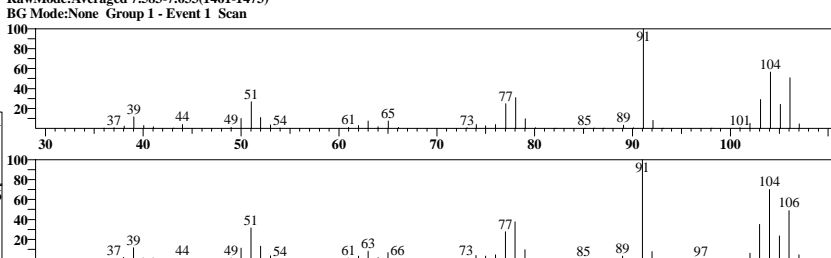
ID#:64 R.Time:7.250(Scan#:1381)

MassPeaks:52 RawMode:Averaged 7.225-7.275(1375-1387) BG Mode:None Group 1 - Event 1 Scan



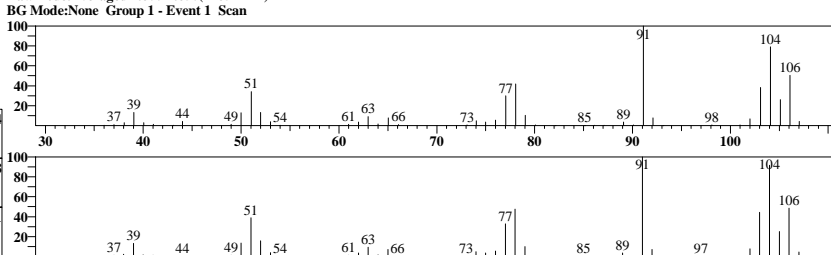
ID#:65 R.Time:7.617(Scan#:1469)

MassPeaks:45 RawMode:Averaged 7.583-7.633(1461-1473) BG Mode:None Group 1 - Event 1 Scan



ID#:66 R.Time:7.617(Scan#:1469)

MassPeaks:45 RawMode:Averaged 7.600-7.650(1465-1477) BG Mode:None Group 1 - Event 1 Scan

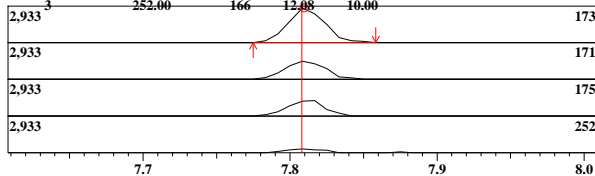


ID#:67 Name:Bromoform Type:Target No Manual Integration

Mass:173.00 R.T:7.810 Area:4956 Conc:4.53314ppb

Event:1:Scan SI:92

#	m/z	Area	Ratio	Reference
1	171.00	785	57.13	50.00
2	175.00	647	47.09	50.00
3	252.00	166	12.08	10.00



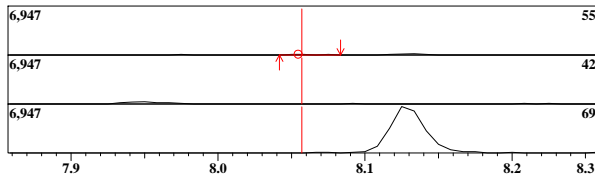
ID#:68 Name:Cyclohexanone Type:Target Manual Integration Performed

Manual Reason: Peak Not Found ABO 02/08/22

Mass:55.00 R.T:8.054 Area:163 Conc:4.37367ppb

Event:1:Scan SI:52

#	m/z	Area	Ratio	Reference
1	42.00	0	* 0.00	40.00
2	69.00	39	* 72.22	20.00

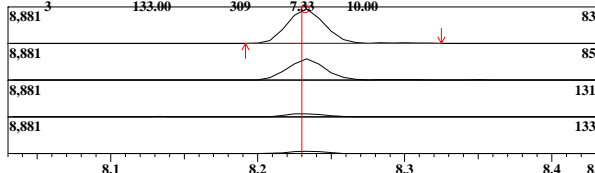


ID#:69 Name:1,1,1,2,2-Tetrachloroethane Type:Target No Manual Integration

Mass:83.00 R.T:8.232 Area:15362 Conc:5.18783ppb

Event:1:Scan SI:93

#	m/z	Area	Ratio	Reference
1	85.00	2578	61.12	60.00
2	131.00	394	9.34	10.00
3	133.00	309	7.33	10.00



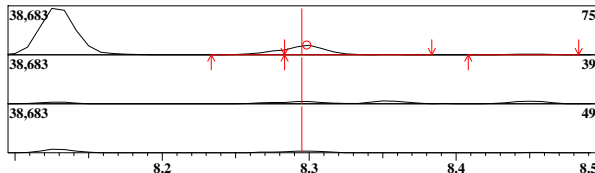
ID#:70 Name:1,2,3-Trichloropropane Type:Target Manual Integration Performed

Manual Reason: Split Peak ABO 02/08/22

Mass:75.00 R.T:8.299 Area:11550 Conc:4.24119ppb

Event:1:Scan SI:96

#	m/z	Area	Ratio	Reference
1	39.00	1211	27.48	45.00
2	49.00	933	21.17	16.00

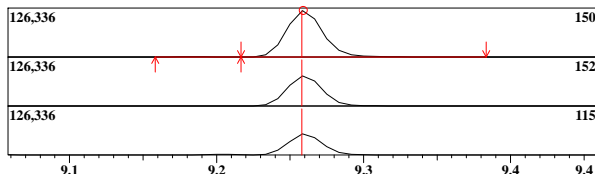


ID#:71 Name:1,4-Dichlorobenzene-d4 (IS) Type:ISTD No Manual Integration

Mass:150.00 R.T:9.259 Area:210654 Conc:50.00000ppb

Event:1:Scan SI:93

#	m/z	Area	Ratio	Reference
1	152.00	37221	64.02	40.00
2	115.00	25705	44.21	25.00

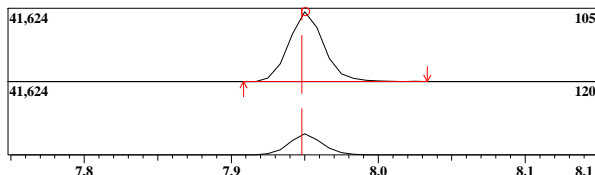


ID#:72 Name:Isopropylbenzene Type:Target No Manual Integration

Mass:105.00 R.T:7.951 Area:65770 Conc:5.41878ppb

Event:1:Scan SI:98

#	m/z	Area	Ratio	Reference
1	120.00	5443	29.85	30.00





ID#:67 R.Time:7.808(Scan#:1515)

MassPeaks:29

RawMode:Averaged 7.783-7.833(1509-1521)

BG Mode:None Group 1 - Event 1 Scan


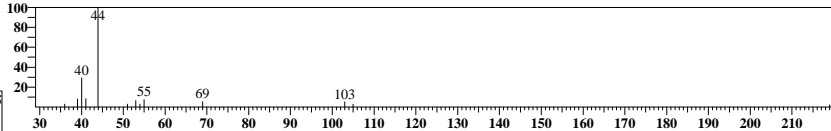


ID#:68 R.Time:8.058(Scan#:1575)

MassPeaks:13

RawMode:Averaged 8.042-8.083(1571-1581)

BG Mode:None Group 1 - Event 1 Scan

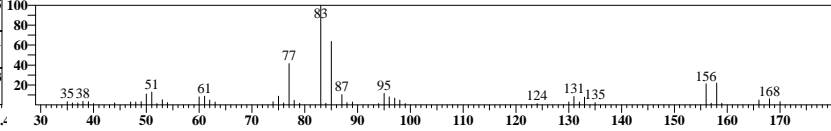
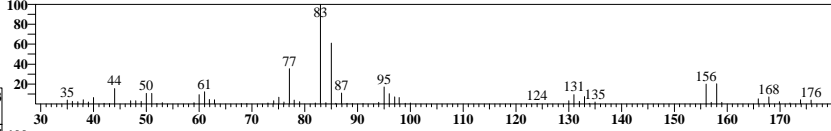


ID#:69 R.Time:8.233(Scan#:1617)

MassPeaks:63

RawMode:Averaged 8.208-8.258(1611-1623)

BG Mode:None Group 1 - Event 1 Scan

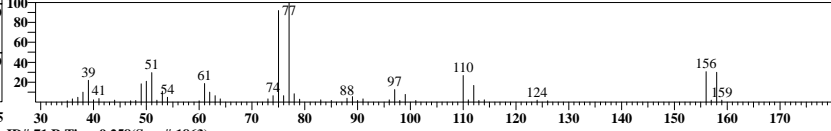
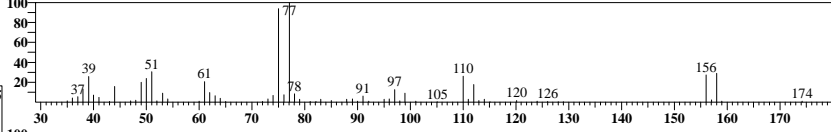


ID#:70 R.Time:8.292(Scan#:1631)

MassPeaks:63

RawMode:Averaged 8.283-8.325(1629-1639)

BG Mode:None Group 1 - Event 1 Scan

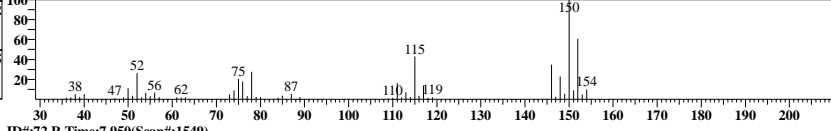
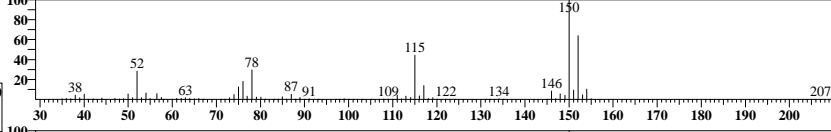


ID#:71 R.Time:9.258(Scan#:1863)

MassPeaks:88

RawMode:Averaged 9.233-9.283(1857-1869)

BG Mode:None Group 1 - Event 1 Scan

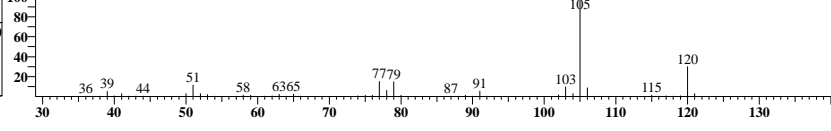
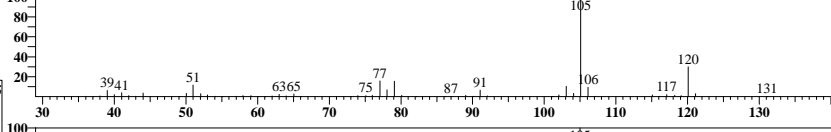


ID#:72 R.Time:7.950(Scan#:1549)

MassPeaks:56

RawMode:Averaged 7.925-7.975(1543-1555)

BG Mode:None Group 1 - Event 1 Scan

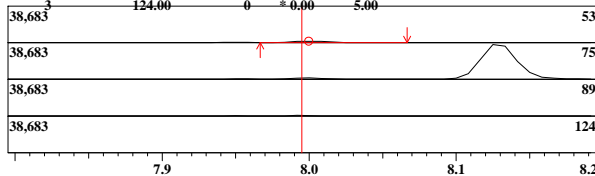


ID#:73 Name:Trans-1,4-Dichloro-2-butene Type:Target Manual Integration Performed
Manual Reason: Peak Not Found ABO 02/08/22

Mass:53.00 R.T:8.000 Area:3477 Conc:4.77569ppb

Event:1:Scan SI:91

#	m/z	Area	Ratio	Reference
1	75.00	692	74.73	90.00
2	89.00	320	34.56	30.00
3	124.00	0	0.00	5.00

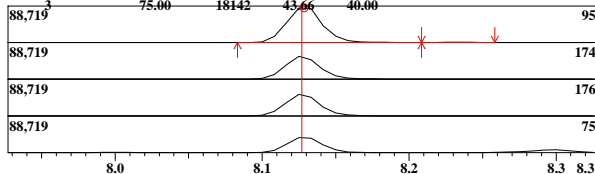


ID#:74 Name:Bromofluorobenzene Type:Surrogate/SMC No Manual Integration

Mass:95.00 R.T:8.129 Area:150319 Conc:52.46809ppb

Event:1:Scan SI:98

#	m/z	Area	Ratio	Reference
1	174.00	25956	62.46	50.00
2	176.00	24720	59.49	50.00
3	75.00	18142	43.66	40.00

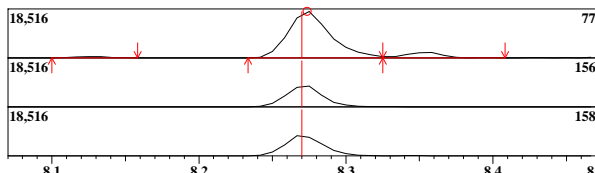


ID#:75 Name:Bromobenzene Type:Target No Manual Integration

Mass:77.00 R.T:8.274 Area:35729 Conc:5.42806ppb

Event:1:Scan SI:95

#	m/z	Area	Ratio	Reference
1	156.00	4019	41.96	40.00
2	158.00	4021	41.98	35.00

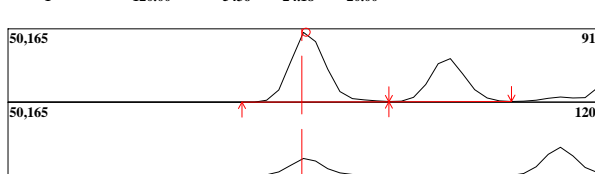


ID#:76 Name:n-Propylbenzene Type:Target No Manual Integration

Mass:91.00 R.T:8.352 Area:80539 Conc:5.47244ppb

Event:1:Scan SI:97

#	m/z	Area	Ratio	Reference
1	120.00	5436	24.18	20.00

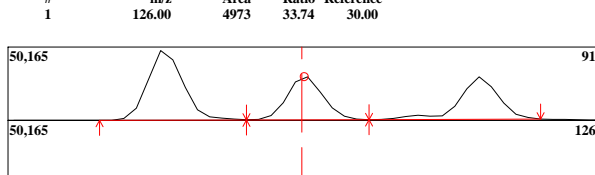


ID#:77 Name:2-Chlorotoluene Type:Target No Manual Integration

Mass:91.00 R.T:8.448 Area:50337 Conc:5.48088ppb

Event:1:Scan SI:98

#	m/z	Area	Ratio	Reference
1	126.00	4973	33.74	30.00

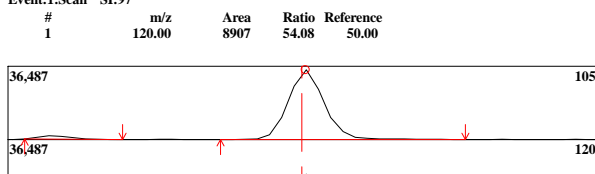


ID#:78 Name:1,3,5-Trimethylbenzene Type:Target No Manual Integration

Mass:105.00 R.T:8.524 Area:59960 Conc:5.68733ppb

Event:1:Scan SI:97

#	m/z	Area	Ratio	Reference
1	120.00	8907	54.08	50.00

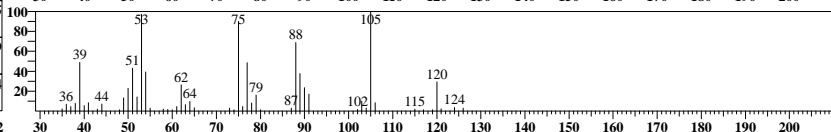
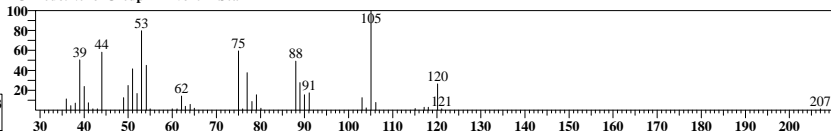


ID#:73 R.Time:8.000(Scan#:1561)

MassPeaks:42

RawMode:Averaged 7.975-8.025(1555-1567)

BG Mode:None Group 1 - Event 1 Scan

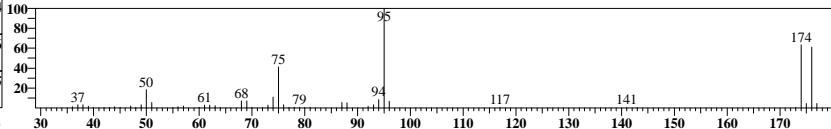
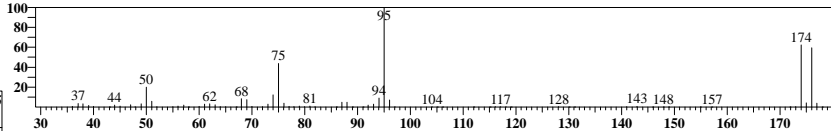


ID#:74 R.Time:8.125(Scan#:1591)

MassPeaks:76

RawMode:Averaged 8.100-8.150(1585-1597)

BG Mode:None Group 1 - Event 1 Scan





ID#:75 R.Time:8.275(Scan#:1627)

MassPeaks:72

RawMode:Averaged 8.250-8.300(1621-1633)

BG Mode:None Group 1 - Event 1 Scan

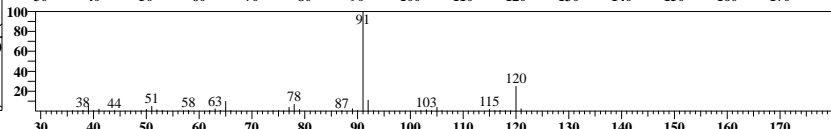
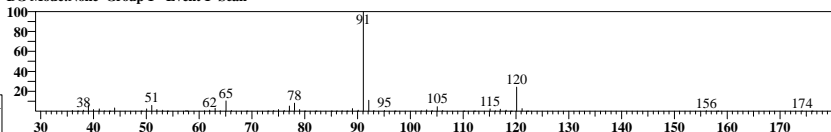


ID#:76 R.Time:8.350(Scan#:1645)

MassPeaks:63

RawMode:Averaged 8.325-8.375(1639-1651)

BG Mode:None Group 1 - Event 1 Scan

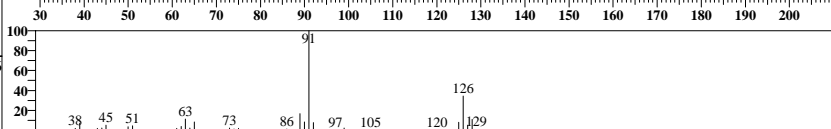
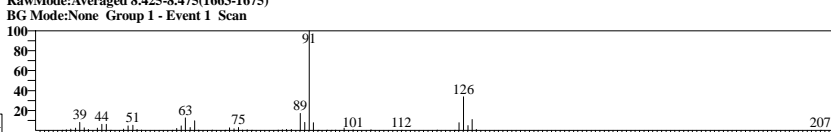


ID#:77 R.Time:8.450(Scan#:1669)

MassPeaks:55

RawMode:Averaged 8.425-8.475(1663-1675)

BG Mode:None Group 1 - Event 1 Scan

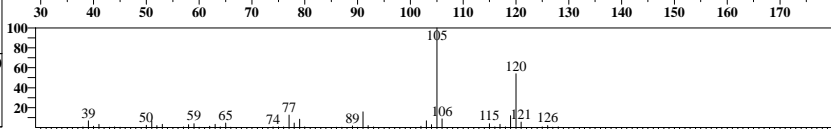
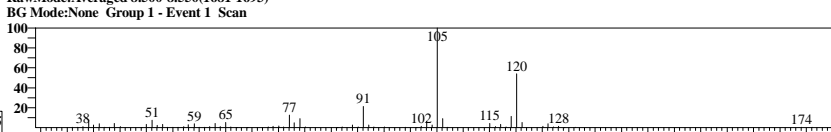


ID#:78 R.Time:8.525(Scan#:1687)

MassPeaks:69

RawMode:Averaged 8.500-8.550(1681-1693)

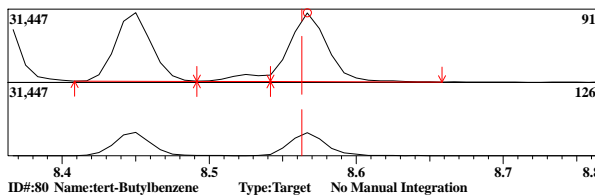
BG Mode:None Group 1 - Event 1 Scan



ID#:79 Name:4-Chlorotoluene Type:Target Manual Integration Performed
Manual Reason: Split Peak ABO 02/08/22

Mass:91.00 R.T:8.567 Area:50867 Conc:5.36612ppb

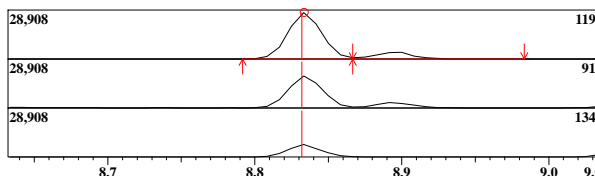
#	m/z	Area	Ratio	Reference
1	126.00	4783	32.26	30.00



ID#:80 Name:tert-Butylbenzene Type:Target No Manual Integration

Mass:119.00 R.T:8.834 Area:44892 Conc:5.36471ppb

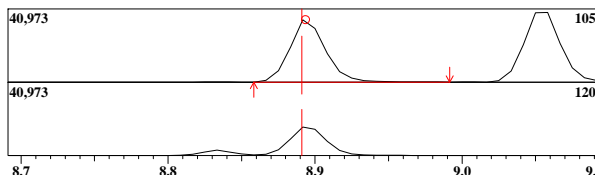
#	m/z	Area	Ratio	Reference
1	91.00	8916	70.42	70.00
2	134.00	3384	26.73	25.00



ID#:81 Name:1,2,4-Trimethylbenzene Type:Target No Manual Integration

Mass:105.00 R.T:8.894 Area:59296 Conc:5.70026ppb

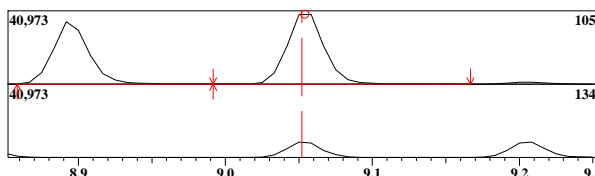
#	m/z	Area	Ratio	Reference
1	120.00	7858	47.96	45.00



ID#:82 Name:sec-Butylbenzene Type:Target No Manual Integration

Mass:105.00 R.T:9.054 Area:70883 Conc:5.60806ppb

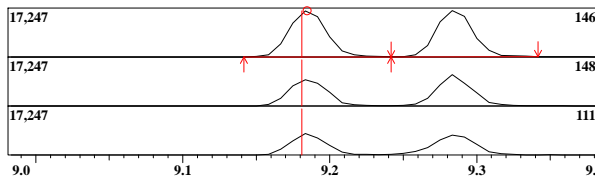
#	m/z	Area	Ratio	Reference
1	134.00	4163	21.39	20.00



ID#:83 Name:1,3-Dichlorobenzene Type:Target No Manual Integration

Mass:146.00 R.T:9.185 Area:29315 Conc:5.73567ppb

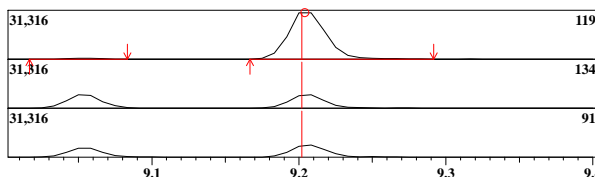
#	m/z	Area	Ratio	Reference
1	148.00	4846	59.15	60.00
2	111.00	3654	44.60	45.00



ID#:84 Name:p-iso-Propyltoluene Type:Target No Manual Integration

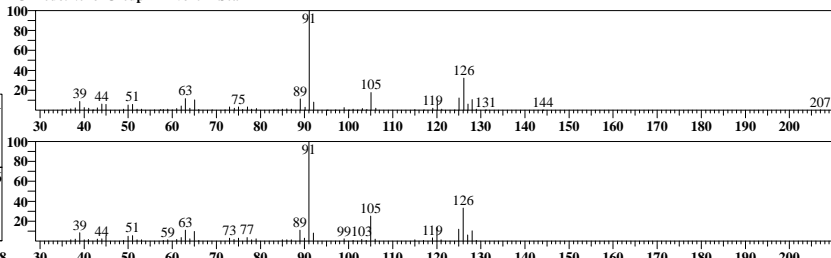
Mass:119.00 R.T:9.204 Area:55460 Conc:5.44390ppb

#	m/z	Area	Ratio	Reference
1	134.00	4214	27.91	30.00
2	91.00	3833	25.39	25.00



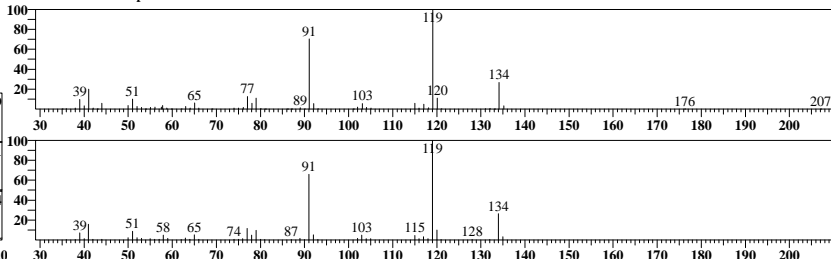
ID#:79 R.Time:8.567(Scan#:1697)

MassPeaks:69
RawMode:Averaged 8.542-8.592(1691-1703)
BG Mode:None Group 1 - Event 1 Scan



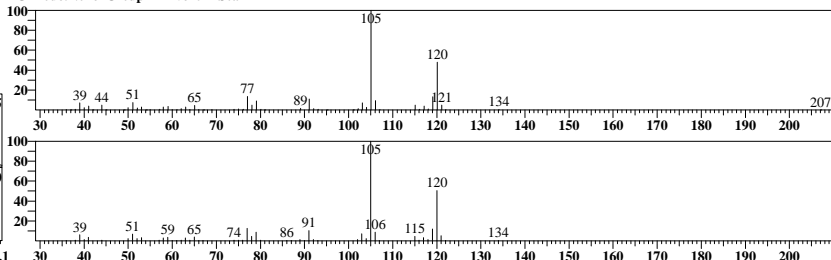
ID#:80 R.Time:8.833(Scan#:1761)

MassPeaks:60
RawMode:Averaged 8.808-8.858(1755-1767)
BG Mode:None Group 1 - Event 1 Scan



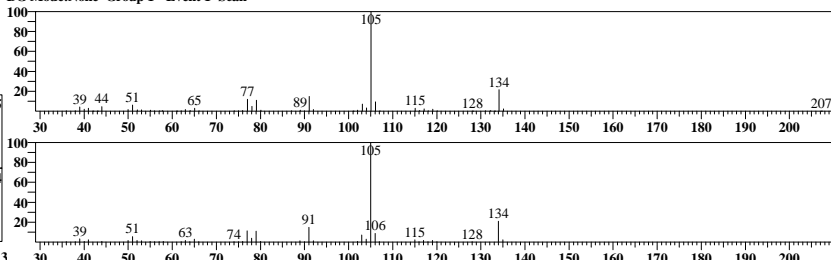
ID#:81 R.Time:8.892(Scan#:1775)

MassPeaks:58
RawMode:Averaged 8.867-8.917(1769-1781)
BG Mode:None Group 1 - Event 1 Scan



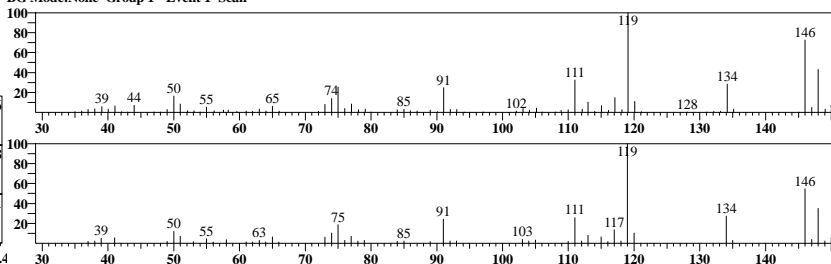
ID#:82 R.Time:9.050(Scan#:1813)

MassPeaks:54
RawMode:Averaged 9.025-9.075(1807-1819)
BG Mode:None Group 1 - Event 1 Scan



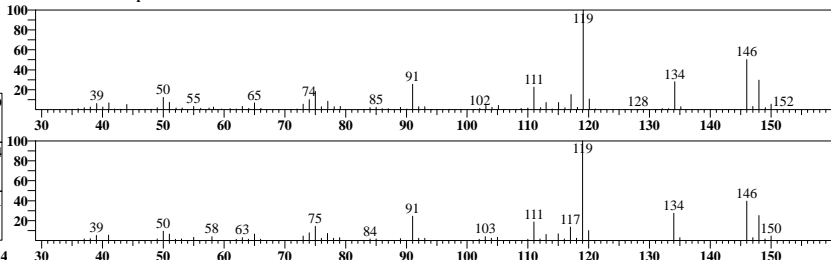
ID#:83 R.Time:9.200(Scan#:1849)

MassPeaks:80
RawMode:Averaged 9.158-9.208(1839-1851)
BG Mode:None Group 1 - Event 1 Scan



ID#:84 R.Time:9.200(Scan#:1849)

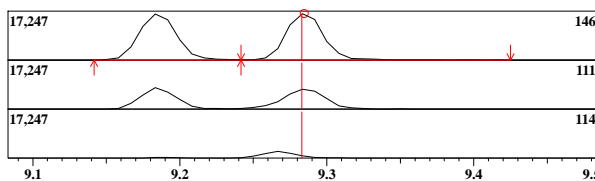
MassPeaks:83
RawMode:Averaged 9.175-9.225(1843-1855)
BG Mode:None Group 1 - Event 1 Scan



ID#:85 Name:1,4-Dichlorobenzene Type:Target No Manual Integration

Mass:146.00 R.T:9.285 Area:30069 Conc:5.69672ppb

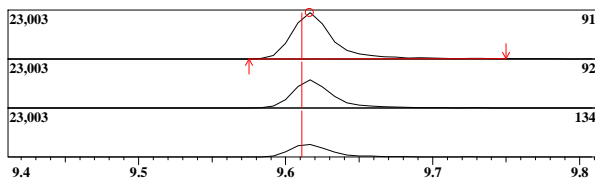
#	m/z	Area	Ratio	Reference
1	111.00	3915	48.00	44.00
2	114.00	1019	12.49	2.00



ID#:86 Name:n-Butylbenzene Type:Target No Manual Integration

Mass:91.00 R.T:9.616 Area:42333 Conc:5.05696ppb

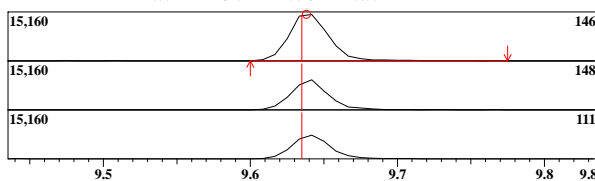
#	m/z	Area	Ratio	Reference
1	92.00	6636	60.60	60.00
2	134.00	3131	28.59	25.00



ID#:87 Name:1,2-Dichlorobenzene Type:Target No Manual Integration

Mass:146.00 R.T:9.638 Area:28274 Conc:5.77665ppb

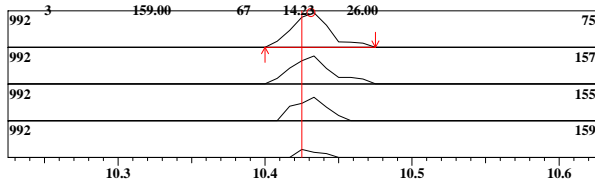
#	m/z	Area	Ratio	Reference
1	148.00	4571	59.85	60.00
2	111.00	3754	49.16	45.00



ID#:88 Name:1,2-Dibromo-3-chloropropane Type:Target No Manual Integration

Mass:75.00 R.T:10.431 Area:1709 Conc:4.86615ppb

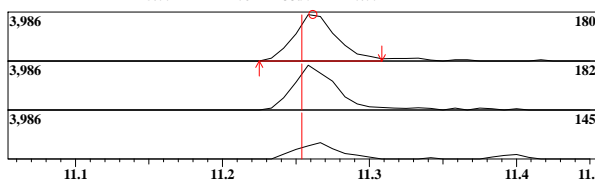
#	m/z	Area	Ratio	Reference
1	157.00	393	83.44	80.00
2	155.00	288	61.15	60.00
3	159.00	67	14.23	26.00



ID#:89 Name:1,2,4-Trichlorobenzene Type:Target No Manual Integration

Mass:180.00 R.T:11.262 Area:7862 Conc:4.29854ppb

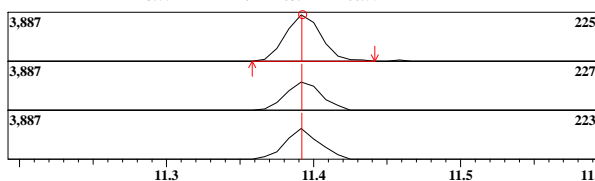
#	m/z	Area	Ratio	Reference
1	182.00	1936	93.21	90.00
2	145.00	706	33.99	40.00



ID#:90 Name:Hexachlorobutadiene Type:Target No Manual Integration

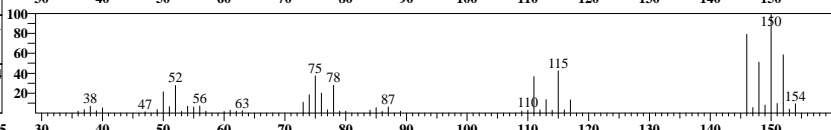
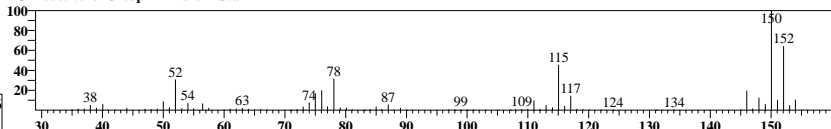
Mass:225.00 R.T:11.393 Area:6337 Conc:5.20375ppb

#	m/z	Area	Ratio	Reference
1	227.00	1096	61.78	66.00
2	223.00	1126	63.47	66.00




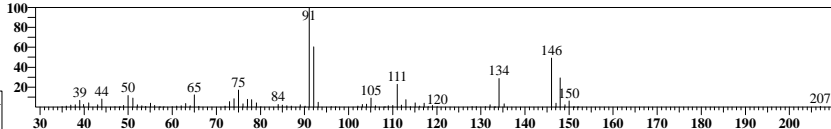
ID#:85 R.Time:9.267(Scan#:1865)

MassPeaks:85
RawMode:Averaged 9.258-9.308(1863-1875)
BG Mode:None Group 1 - Event 1 Scan



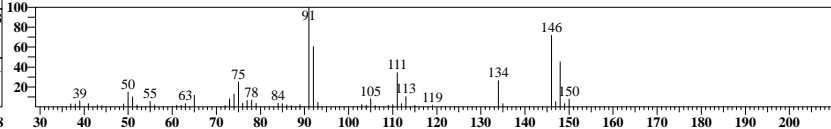
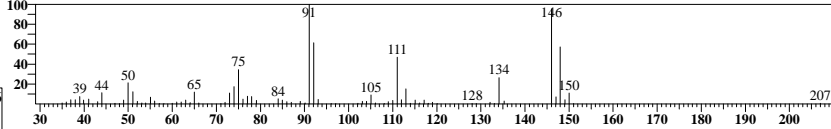
ID#:86 R.Time:9.633(Scan#:1953)

MassPeaks:81
RawMode:Averaged 9.592-9.642(1943-1955)
BG Mode:None Group 1 - Event 1 Scan




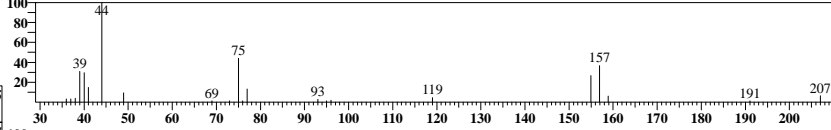
ID#:87 R.Time:9.633(Scan#:1953)

MassPeaks:79
RawMode:Averaged 9.617-9.667(1949-1961)
BG Mode:None Group 1 - Event 1 Scan



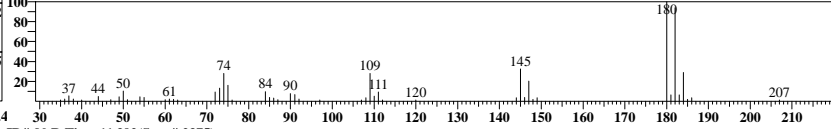
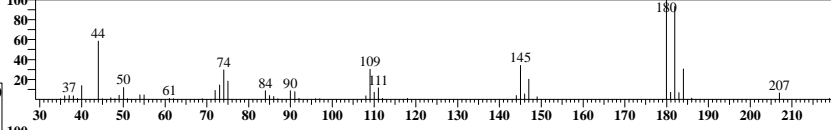
ID#:88 R.Time:10.433(Scan#:2145)

MassPeaks:22
RawMode:Averaged 10.408-10.458(2139-2151)
BG Mode:None Group 1 - Event 1 Scan



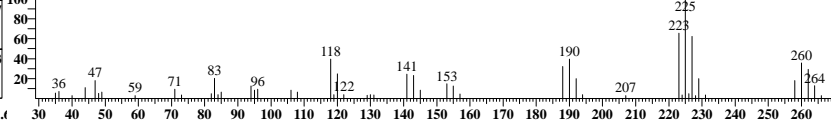
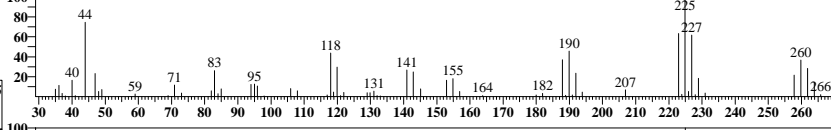
ID#:89 R.Time:11.258(Scan#:2343)

MassPeaks:50
RawMode:Averaged 11.233-11.283(2337-2349)
BG Mode:None Group 1 - Event 1 Scan



ID#:90 R.Time:11.392(Scan#:2375)

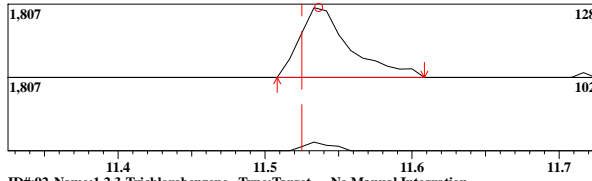
MassPeaks:64
RawMode:Averaged 11.367-11.417(2369-2381)
BG Mode:None Group 1 - Event 1 Scan



ID#:91 Name:Naphthalene Type:Target No Manual Integration

Mass:128.00 R.T:11.537 Area:4127 Conc:5.11396ppb

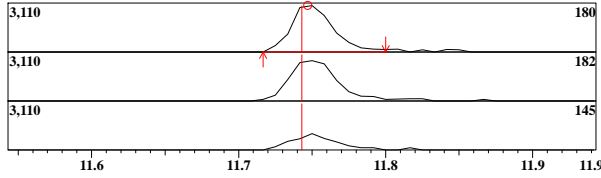
#	m/z	Area	Ratio	Reference
1	102.00	81	8.52	2.00



ID#:92 Name:1,2,3-Trichlorobenzene Type:Target No Manual Integration

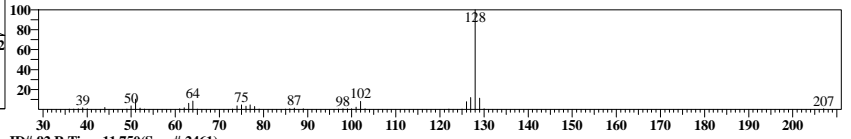
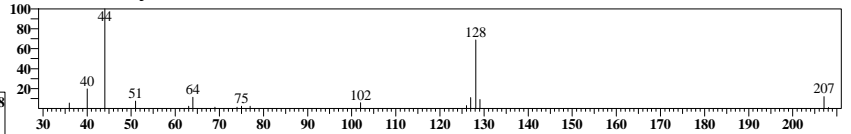
Mass:180.00 R.T:11.747 Area:6090 Conc:4.93339ppb

#	m/z	Area	Ratio	Reference
1	182.00	1577	95.63	90.00
2	145.00	585	35.48	40.00



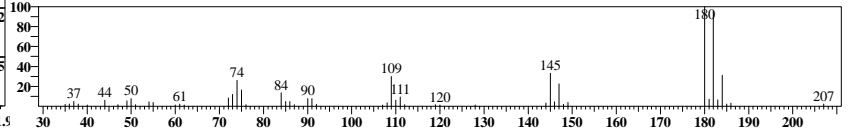
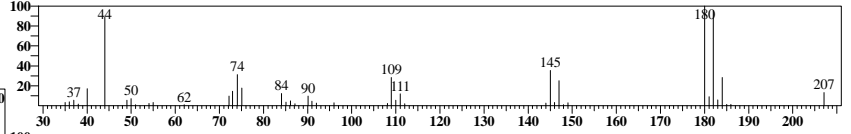
ID#:91 R.Time:11.533(Scan#:2409)

MassPeaks:17
RawMode:Averaged 11.508-11.558(2403-2415)
BG Mode:None Group 1 - Event 1 Scan



ID#:92 R.Time:11.750(Scan#:2461)

MassPeaks:43
RawMode:Averaged 11.725-11.775(2455-2467)
BG Mode:None Group 1 - Event 1 Scan

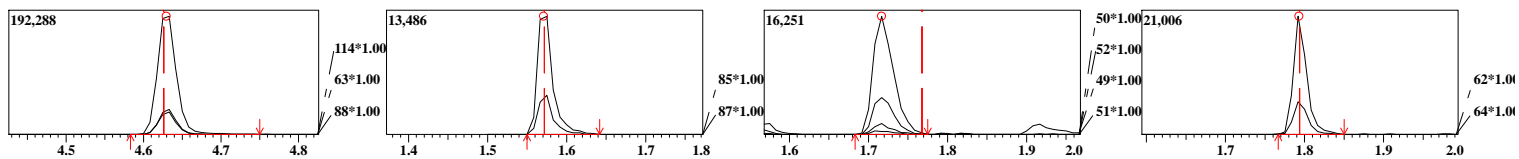


Analyst: ABO
Method: 8260C
Sample ID: ICAL2
Date: 1/10/2022
Time: 15:21:51
Dilution: 1

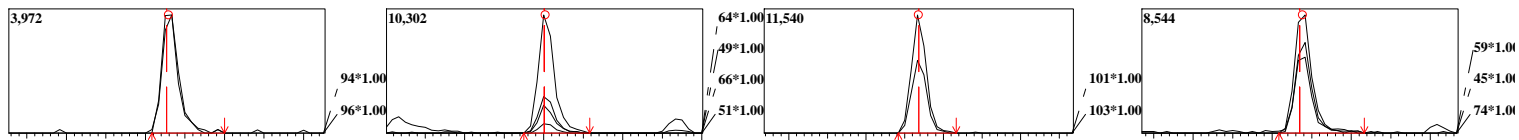
Instr: J1A Trace Number:
Batch:

Data File: C:\GCMSsolution\Data\220110A017.qgd
Method File: C:\GCMSsolution\Data\8260-W-211121A.qgm
Sample Name: ICAL2

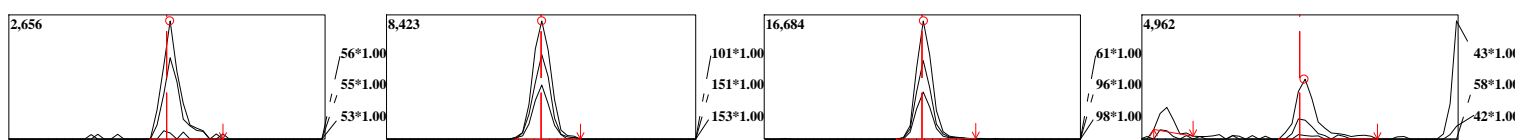
ID#1 Mass:114.00 R.T:4.629 Area:317143 Conc:50.00000ppm	Name:1,4-Difluorobenzene (IS) Type:ISTD	ID#2 Mass:85.00 R.T:1.571 Area:18079 Conc:9.85056ppm	Name:Dichlorodifluoromethane Type:Target	ID#3 Mass:50.00 R.T:1.717 Area:28082 Conc:9.54781ppm	Name:Chloromethane Type:Target	ID#4 Mass:62.00 R.T:1.793 Area:23869 Conc:6.33119ppm	Name:Vinyl Chloride Type:Target
---	--	--	---	--	-----------------------------------	--	------------------------------------



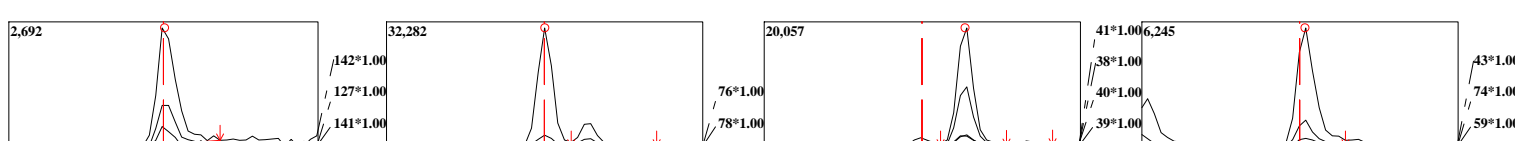
ID#5 Mass:94.00 R.T:2.029 Area:5985 Conc:7.82236ppm	Name:Bromomethane Type:Target	ID#6 Mass:64.00 R.T:2.102 Area:14017 Conc:6.34479ppm	Name:Chloroethane Type:Target	ID#7 Mass:101.00 R.T:2.268 Area:14801 Conc:6.10486ppm	Name:Trichlorofluoromethane Type:Target	ID#8 Mass:59.00 R.T:2.438 Area:12965 Conc:4.66846ppm	Name:Diethyl Ether Type:Target
---	----------------------------------	--	----------------------------------	---	--	--	-----------------------------------



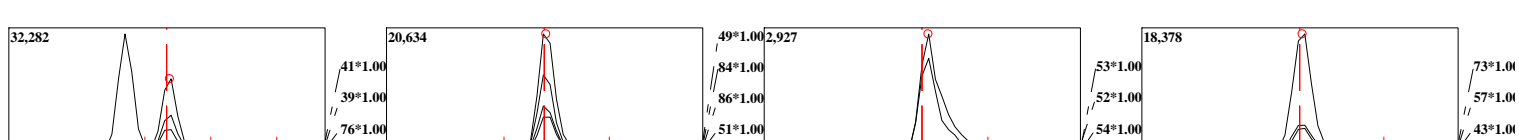
ID#9 Mass:56.00 R.T:2.533 Area:3887 Conc:26.27383ppm	Name:Acrolein Type:Target	ID#10 Mass:101.00 R.T:2.600 Area:13374 Conc:5.32968ppm	Name:1,1,2-Trichlorotrifluoroethane Type:Target	ID#11 Mass:61.00 R.T:2.609 Area:22048 Conc:5.21757ppm	Name:1,1-Dichloroethene Type:Target	ID#12 Mass:43.00 R.T:2.616 Area:4459 Conc:4.26488ppm	Name:Acetone Type:Target
--	------------------------------	--	--	---	--	--	-----------------------------



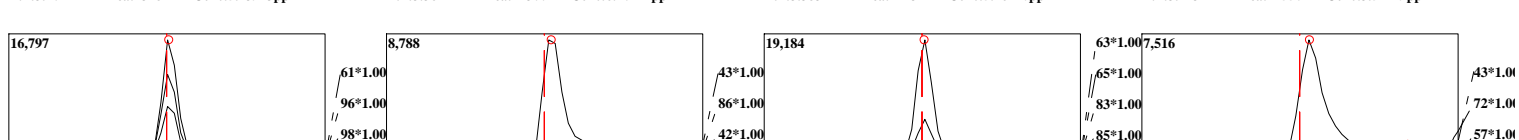
ID#13 Mass:142.00 R.T:2.720 Area:4496 Conc:7.30809ppm	Name:Idomethane Type:Target	ID#14 Mass:76.00 R.T:2.783 Area:42457 Conc:5.30167ppm	Name:Carbon Disulfide Type:Target	ID#15 Mass:41.00 R.T:2.839 Area:27522 Conc:65.34327ppm	Name:Acetonitrile Type:Target	ID#16 Mass:43.00 R.T:2.816 Area:10089 Conc:3.40468ppm	Name:Methyl Acetate Type:Target
---	--------------------------------	---	--------------------------------------	--	----------------------------------	---	------------------------------------



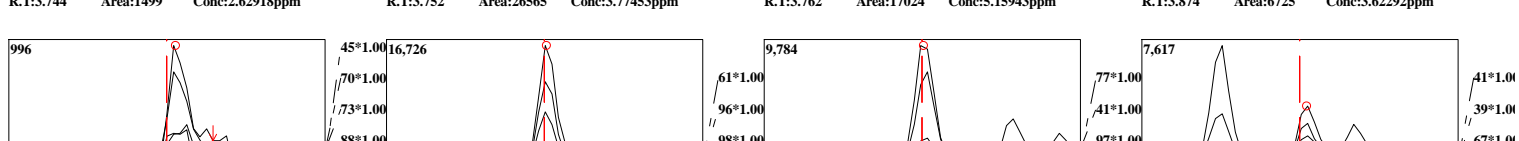
ID#17 Mass:41.00 R.T:2.839 Area:27927 Conc:5.11857ppm	Name:Allyl Chloride(3-Chloroprene) Type:Target	ID#18 Mass:49.00 R.T:2.920 Area:31407 Conc:5.97211ppm	Name:Methylene Chloride Type:Target	ID#19 Mass:53.00 R.T:3.057 Area:5565 Conc:3.12211ppm	Name:Acrylonitrile Type:Target	ID#20 Mass:73.00 R.T:3.080 Area:31668 Conc:4.46449ppm	Name:MTBE Type:Target
---	---	---	--	--	-----------------------------------	---	--------------------------



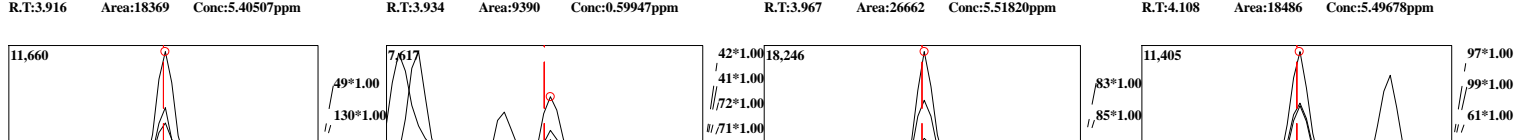
ID#21 Mass:61.00 R.T:3.102 Area:23184 Conc:5.13913ppm	Name:trans-1,2-Dichloroethene Type:Target	ID#22 Mass:43.00 R.T:3.362 Area:17300 Conc:6.10421ppm	Name:Vinyl Acetate Type:Target	ID#23 Mass:63.00 R.T:3.383 Area:27731 Conc:5.26420ppm	Name:1,1-Dichloroethane Type:Target	ID#24 Mass:43.00 R.T:3.743 Area:17550 Conc:3.51429ppm	Name:2-Butanone(MEK) Type:Target
---	--	---	-----------------------------------	---	--	---	-------------------------------------

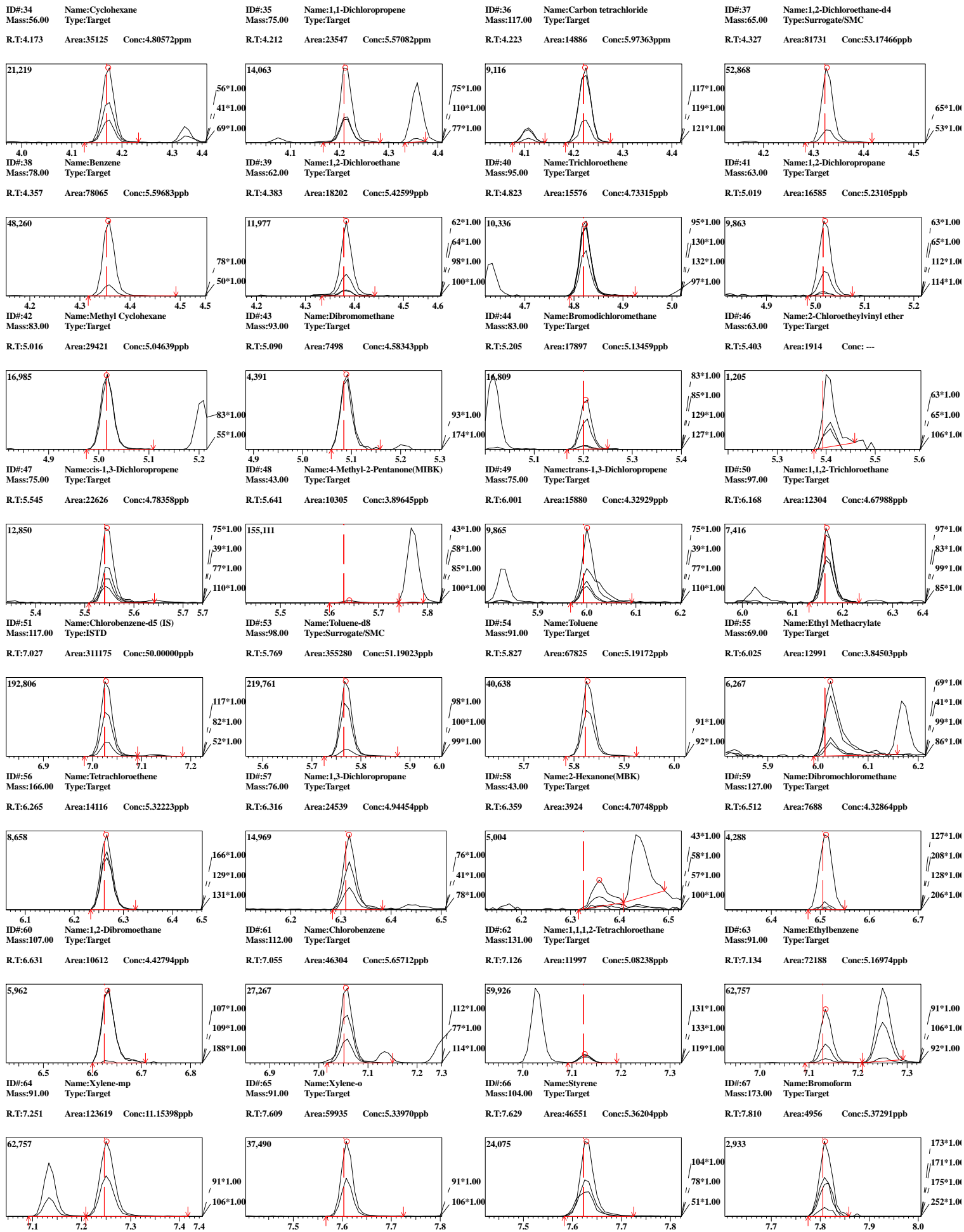


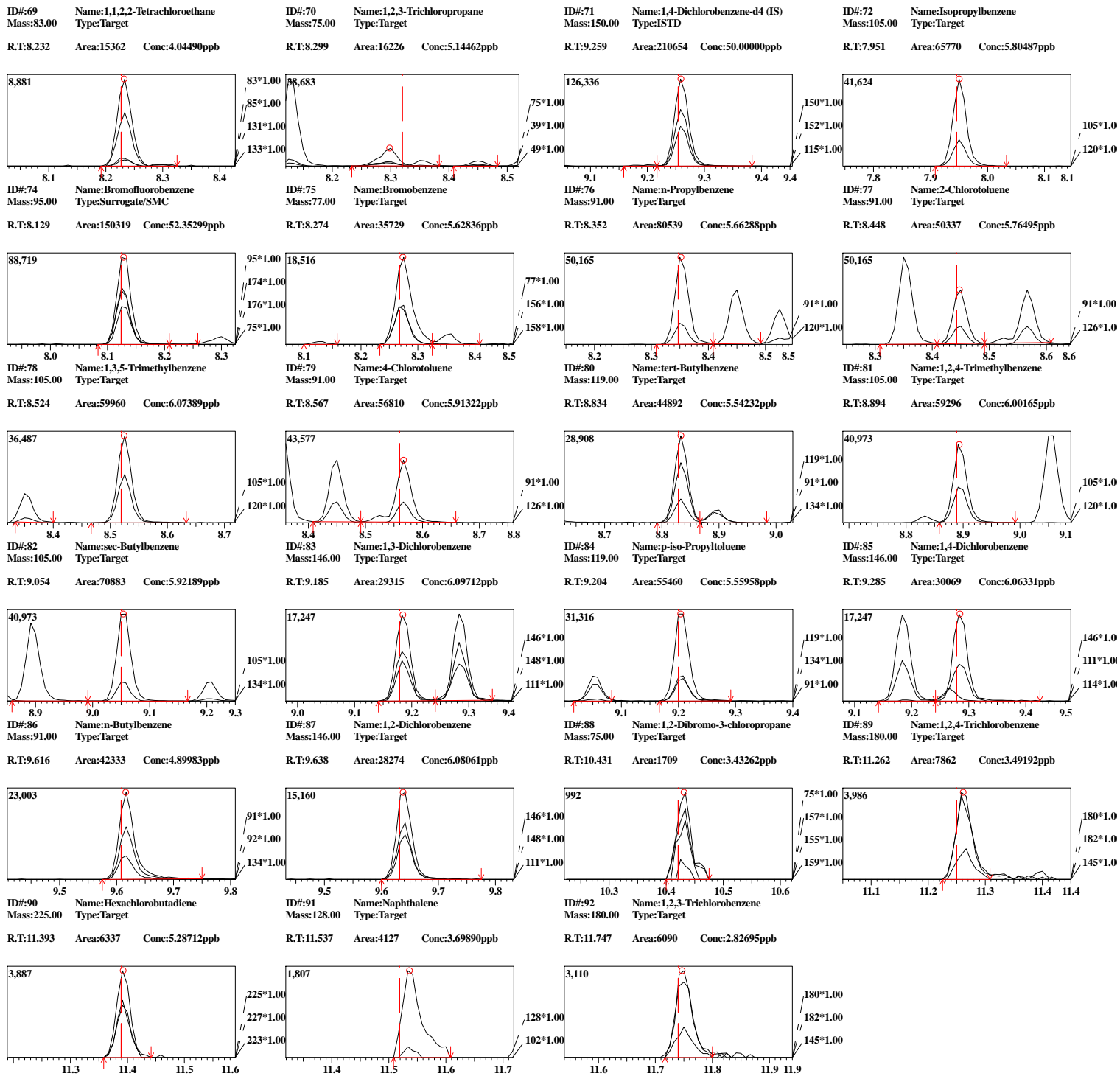
ID#25 Mass:45.00 R.T:3.744 Area:1499 Conc:2.62918ppm	Name:Ethyl Acetate Type:Target	ID#26 Mass:61.00 R.T:3.752 Area:26565 Conc:3.77453ppm	Name:cis-1,2-Dichloroethene Type:Target	ID#27 Mass:77.00 R.T:3.762 Area:17024 Conc:5.15943ppm	Name:2,2-Dichloropropane Type:Target	ID#29 Mass:41.00 R.T:3.874 Area:6725 Conc:3.62292ppm	Name:Methacrylonitrile Type:Target
--	-----------------------------------	---	--	---	---	--	---------------------------------------



ID#30 Mass:49.00 R.T:3.916 Area:18369 Conc:5.40507ppm	Name:Bromochloromethane Type:Target	ID#31 Mass:42.00 R.T:3.934 Area:9390 Conc:0.59947ppm	Name:Tetrahydrofuran Type:Target	ID#32 Mass:83.00 R.T:3.967 Area:26662 Conc:5.51820ppm	Name:Chloroform Type:Target	ID#33 Mass:97.00 R.T:4.108 Area:18486 Conc:5.49678ppm	Name:1,1,1-Trichloroethane Type:Target
---	--	--	-------------------------------------	---	--------------------------------	---	---







Analyst: ABO Instrument: J1A Trace Number: VOC-B012-F29T

Method: 8260B/C/D

Batch:

Sample ID: ICAL3

Data File: C:\GCMSsolution\Archived Data\2022\01-JAN\220110after\220110A018.qgd

Date: 1/10/2022

Method File: C:\GCMSsolution\Data\8260-W-220110A.qgm

Time: 15:46:11

Sample Name: ICAL3

Dilution: 1

Internal Standard

ID#	Name	Mass	Time	Area	Conc.
1	1,4-Difluorobenzene (IS)	114.00	4.63	333690	50.00
51	Chlorobenzene-d5 (IS)	117.00	7.03	327203	50.00
71	1,4-Dichlorobenzene-d4 (IS)	150.00	9.26	232780	50.00

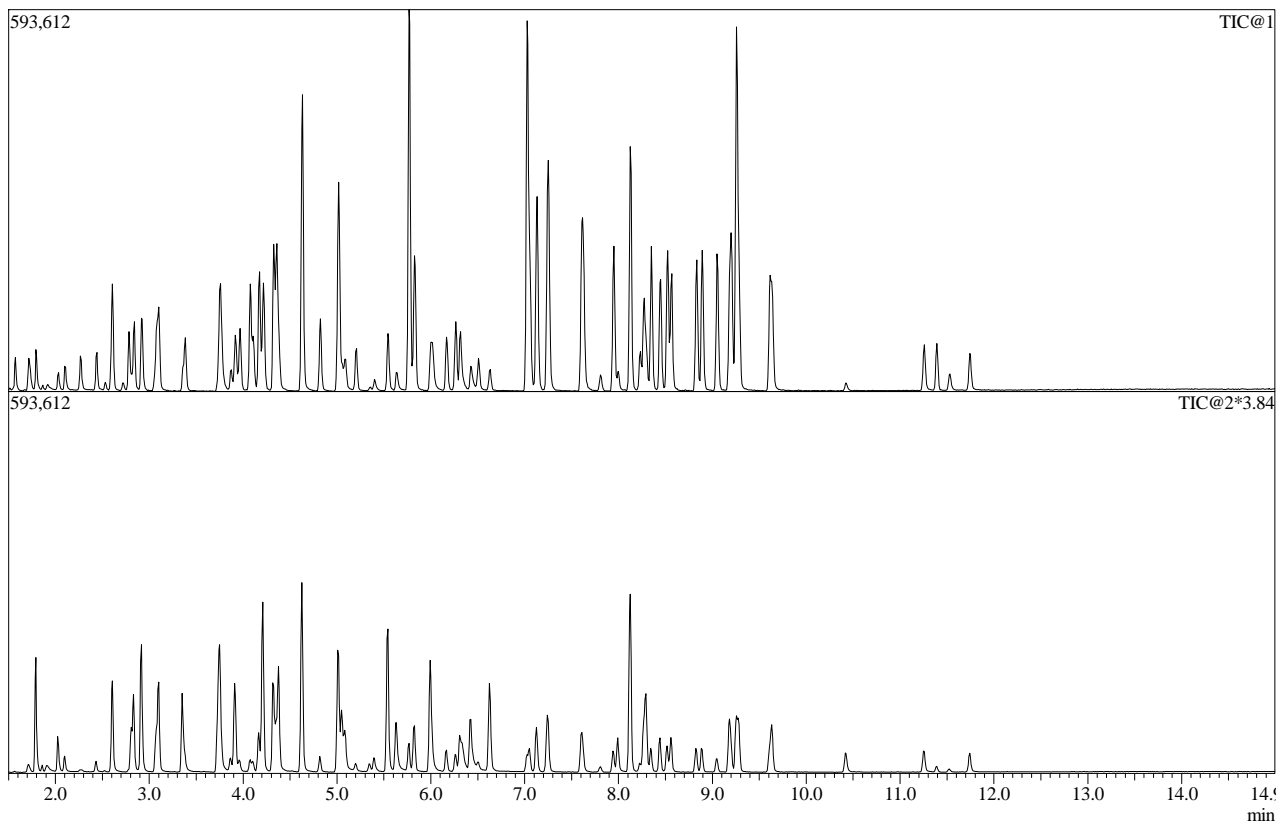
Surrogate

ID#	Name	Mass	Time	Area	Conc.
37	1,2-Dichloroethane-d4	65.00	4.33	87838	51.59
53	Toluene-d8	98.00	5.77	371757	49.70
74	Bromofluorobenzene	95.00	8.13	162011	51.17

Target

ID#	Name	Mass	Time	Area	Conc.
2	Dichlorodifluoromethane	85.00	1.57	37276	11.09
3	Chloromethane	50.00	1.72	59773	10.84
4	Vinyl Chloride	62.00	1.79	50800	10.80
5	Bromomethane	94.00	2.03	15204	10.65
6	Chloroethane	64.00	2.10	29442	10.77
7	Trichlorofluoromethane	101.00	2.27	33170	11.23
8	Diethyl Ether	59.00	2.44	28768	10.85
9	Acrolein	56.00	2.53	8842	51.28
10	1,1,2-Trichlorotrifluoroethane	101.00	2.60	29509	11.04
11	1,1-Dichloroethene	61.00	2.61	46658	10.74
12	Acetone	43.00	2.61	8907	11.22
13	Idomethane	142.00	2.72	14947	9.58
14	Carbon Disulfide	76.00	2.78	92219	10.77
15	Acetonitrile	41.00	2.79	3285	9.92
16	Methyl Acetate	43.00	2.81	22948	10.13
17	Allyl Chloride(3-Chloroprene)	41.00	2.84	62225	10.83
18	Methylene Chloride	49.00	2.92	63357	11.00
19	Acrylonitrile	53.00	3.06	13448	10.79
20	MTBE	73.00	3.08	70329	10.83
21	trans-1,2-Dichloroethene	61.00	3.10	50415	10.84
22	Vinyl Acetate	43.00	3.36	43663	10.88
23	1,1-Dichloroethane	63.00	3.38	59654	10.72
24	2-Butanone(MEK)	43.00	3.74	38755	9.93
25	Ethyl Acetate	45.00	3.74	5256	12.13
26	cis-1,2-Dichloroethene	61.00	3.75	57321	10.61
27	2,2-Dichloropropane	77.00	3.76	36361	10.58
28	Propionitrile(Ethyl cyanide)	54.00	3.77	4674	11.91
29	Methacrylonitrile	41.00	3.87	15860	10.47
30	Bromochloromethane	49.00	3.92	39272	10.88
31	Tetrahydrofuran	42.00	3.93	13752	10.21
32	Chloroform	83.00	3.97	57821	10.99
33	1,1,1-Trichloroethane	97.00	4.11	38240	10.49
34	Cyclohexane	56.00	4.17	78079	10.74
35	1,1-Dichloropropene	75.00	4.21	50865	11.03
36	Carbon tetrachloride	117.00	4.22	31743	10.88
38	Benzene	78.00	4.36	164695	10.97
39	1,2-Dichloroethane	62.00	4.38	37232	10.55
40	Trichloroethene	95.00	4.82	34247	10.73
41	1,2-Dichloropropane	63.00	5.02	36427	10.97
42	Methyl Cyclohexane	83.00	5.02	64416	10.71
43	Dibromomethane	93.00	5.09	16451	10.85
44	Bromodichloromethane	83.00	5.20	39241	10.50
45	2-Nitropropane	43.00	5.35	3708	10.22
46	2-Chloroethylvinyl ether	63.00	5.40	6856	10.97
47	cis-1,3-Dichloropropene	75.00	5.54	50755	10.23
48	4-Methyl-2-Pentanone(MIBK)	43.00	5.64	25310	10.38
49	trans-1,3-Dichloropropene	75.00	6.00	38927	10.65
50	1,1,2-Trichloroethane	97.00	6.17	26562	10.78
52	1,4-Dioxane	88.00	5.06	429	10.86
54	Toluene	91.00	5.83	145347	10.62
55	Ethyl Methacrylate	69.00	6.02	34022	10.70

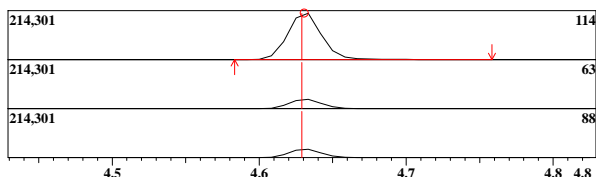
ID#	Name	Mass	Time	Area	Conc.
56	Tetrachloroethene	166.00	6.27	30568	10.80
57	1,3-Dichloropropane	76.00	6.32	55061	10.91
58	2-Hexanone(MBK)	43.00	6.34	10913	9.82
59	Dibromochloromethane	127.00	6.51	19108	11.00
60	1,2-Dibromoethane	107.00	6.63	25263	11.34
61	Chlorobenzene	112.00	7.05	97606	10.77
62	1,1,1,2-Tetrachloroethane	131.00	7.13	26137	10.62
63	Ethylbenzene	91.00	7.13	155969	10.62
64	Xylene-mp	91.00	7.25	254268	20.99
65	Xylene-o	91.00	7.61	125116	10.59
66	Styrene	104.00	7.63	102087	11.00
67	Bromoform	173.00	7.81	11725	10.20
68	Cyclohexanone	55.00	8.06	860	10.94
69	1,1,2,2-Tetrachloroethane	83.00	8.23	34014	10.92
70	1,2,3-Trichloropropane	75.00	8.30	30916	11.82
72	Isopropylbenzene	105.00	7.95	152161	11.34
73	Trans-1,4-Dichloro-2-butene	53.00	8.00	8673	10.27
75	Bromobenzene	77.00	8.27	79758	10.97
76	n-Propylbenzene	91.00	8.35	176581	10.86
77	2-Chlorotoluene	91.00	8.45	108855	10.73
78	1,3,5-Trimethylbenzene	105.00	8.52	129815	11.14
79	4-Chlorotoluene	91.00	8.56	116577	11.13
80	tert-Butylbenzene	119.00	8.83	101206	10.94
81	1,2,4-Trimethylbenzene	105.00	8.89	131755	11.46
82	sec-Butylbenzene	105.00	9.05	159751	11.44
83	1,3-Dichlorobenzene	146.00	9.18	63026	11.16
84	p-iso-Propyltoluene	119.00	9.20	129479	11.50
85	1,4-Dichlorobenzene	146.00	9.28	63848	10.95
86	n-Butylbenzene	91.00	9.61	101554	10.47
87	1,2-Dichlorobenzene	146.00	9.64	61252	11.32
88	1,2-Dibromo-3-chloropropane	75.00	10.43	4304	11.09
89	1,2,4-Trichlorobenzene	180.00	11.26	24760	10.71
90	Hexachlorobutadiene	225.00	11.39	15019	11.16
91	Naphthalene	128.00	11.53	27294	9.69
92	1,2,3-Trichlorobenzene	180.00	11.74	19439	10.24



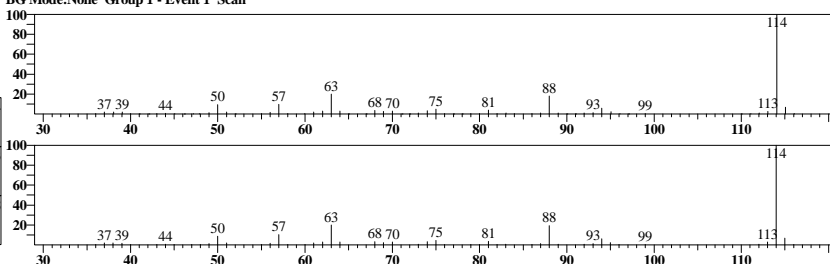
ID#1 Name:1,4-Difluorobenzene (IS) Type:ISTD No Manual Integration

Mass:114.00 R.T:4.631 Area:333690 Conc:50.00000ppm

#	m/z	Area	Ratio	Reference
1	63.00	18463	19.85	23.00
2	88.00	16847	18.11	20.00



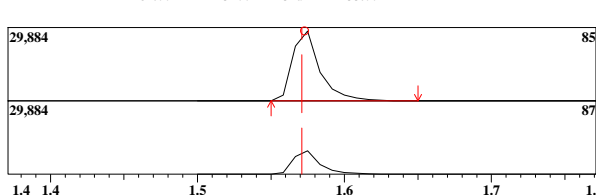
ID#1 R.Time:4.633(Scan#:753) MassPeaks:65 RawMode:Averaged 4.608-4.658(747-759) BG Mode:None Group 1 - Event 1 Scan



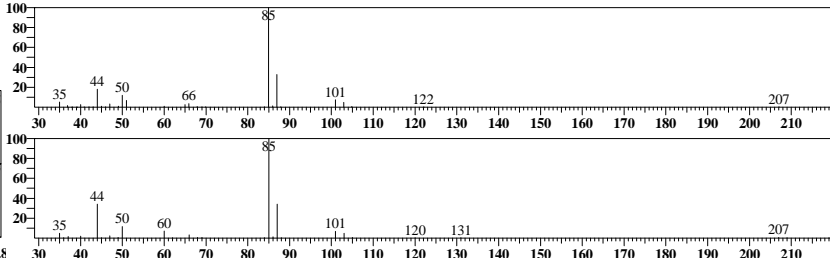
ID#2 Name:Dichlorodifluoromethane Type:Target No Manual Integration

Mass:85.00 R.T:1.573 Area:37276 Conc:11.09196ppm

#	m/z	Area	Ratio	Reference
1	87.00	3400	32.92	33.00



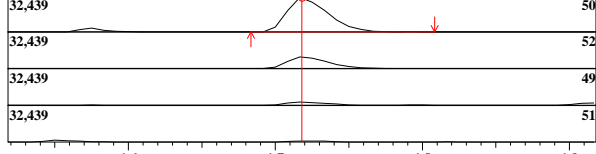
ID#2 R.Time:1.575(Scan#:19) MassPeaks:31 RawMode:Averaged 1.550-1.600(13-25) BG Mode:None Group 1 - Event 1 Scan



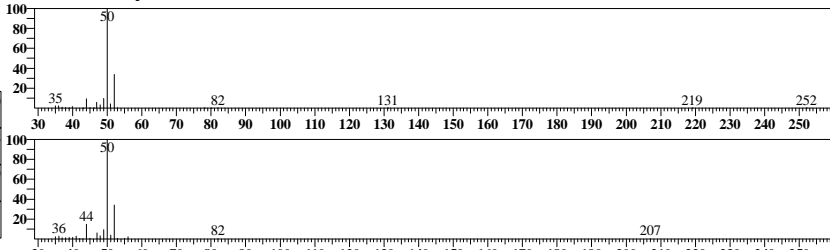
ID#3 Name:Chloromethane Type:Target No Manual Integration

Mass:50.00 R.T:1.718 Area:59773 Conc:10.83681ppm

#	m/z	Area	Ratio	Reference
1	52.00	5397	33.89	30.00
2	49.00	1538	9.66	10.00
3	51.00	641	4.03	5.00



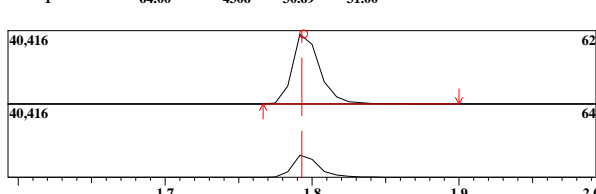
ID#3 R.Time:1.717(Scan#:53) MassPeaks:23 RawMode:Averaged 1.692-1.742(47-59) BG Mode:None Group 1 - Event 1 Scan




ID#4 Name:Vinyl Chloride Type:Target No Manual Integration

Mass:62.00 R.T:1.794 Area:50800 Conc:10.80251ppm

#	m/z	Area	Ratio	Reference
1	64.00	4306	30.69	31.00



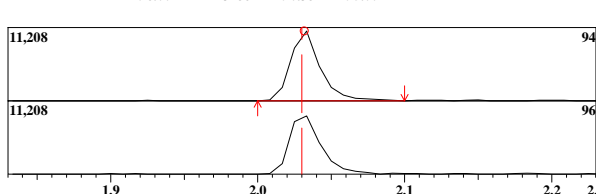
ID#4 R.Time:1.792(Scan#:71) MassPeaks:38 RawMode:Averaged 1.767-1.817(65-77) BG Mode:None Group 1 - Event 1 Scan




ID#5 Name:Bromomethane Type:Target No Manual Integration

Mass:94.00 R.T:2.032 Area:15204 Conc:10.65061ppm

#	m/z	Area	Ratio	Reference
1	96.00	3786	90.38	95.00



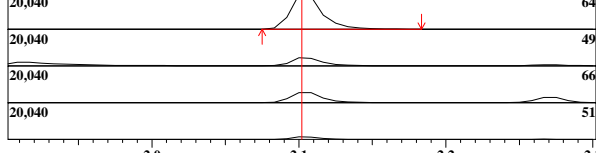
ID#5 R.Time:2.033(Scan#:129) MassPeaks:39 RawMode:Averaged 2.008-2.058(123-135) BG Mode:None Group 1 - Event 1 Scan




ID#6 Name:Chloroethane Type:Target No Manual Integration

Mass:64.00 R.T:2.103 Area:29442 Conc:10.76970ppm

#	m/z	Area	Ratio	Reference
1	49.00	1904	23.97	25.00
2	66.00	2406	30.28	31.00
3	51.00	585	7.36	10.00



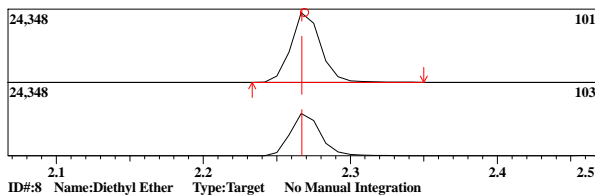
ID#6 R.Time:2.100(Scan#:145) MassPeaks:45 RawMode:Averaged 2.075-2.125(139-151) BG Mode:None Group 1 - Event 1 Scan



ID#:7 Name:Trichlorofluoromethane Type:Target No Manual Integration

Mass:101.00 R.T:2.269 Area:33170 Conc:11.22586ppm

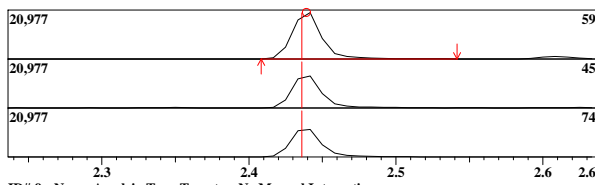
#	m/z	Area	Ratio	Reference
1	103.00	5630	60.99	57.00



ID#8 Name:Diethyl Ether Type:Target No Manual Integration

Mass:59.00 R.T:2.439 Area:28768 Conc:10.84861ppm

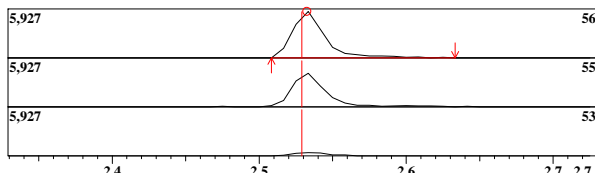
#	m/z	Area	Ratio	Reference
1	45.00	5595	71.26	80.00
2	74.00	5004	63.73	68.00



ID#9 Name:Acrolein Type:Target No Manual Integration

Mass:56.00 R.T:2.532 Area:8842 Conc:51.27976ppm

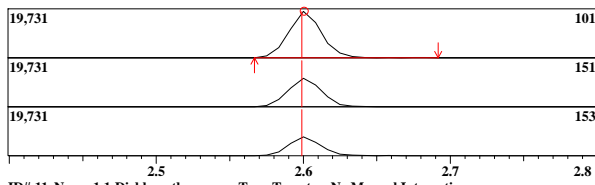
#	m/z	Area	Ratio	Reference
1	55.00	1763	76.09	70.00
2	53.00	212	9.15	5.00



ID#10 Name:1,1,2-Trichlorotrifluoroethane Type:Target No Manual Integration

Mass:101.00 R.T:2.601 Area:29509 Conc:11.03539ppm

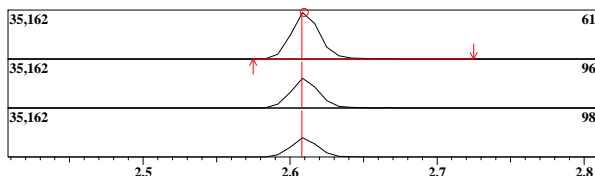
#	m/z	Area	Ratio	Reference
1	151.00	5258	63.70	60.00
2	153.00	3338	40.44	40.00



ID#11 Name:1,1-Dichloroethene Type:Target No Manual Integration

Mass:61.00 R.T:2.610 Area:46658 Conc:10.73647ppm

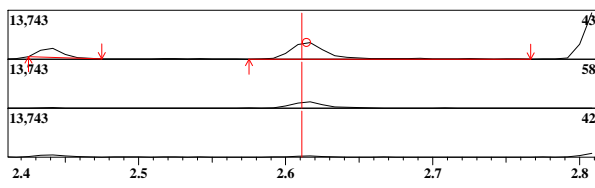
#	m/z	Area	Ratio	Reference
1	96.00	8238	63.50	60.00
2	98.00	5157	39.75	36.00



ID#12 Name:Acetone Type:Target No Manual Integration


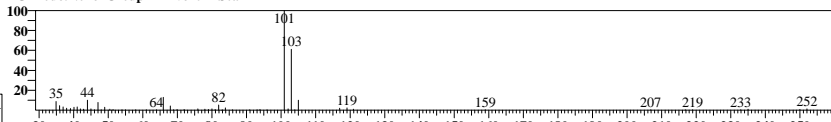
Mass:43.00 R.T:2.614 Area:8907 Conc:11.21832ppm

#	m/z	Area	Ratio	Reference
1	58.00	844	38.81	30.00
2	42.00	192	8.83	10.00



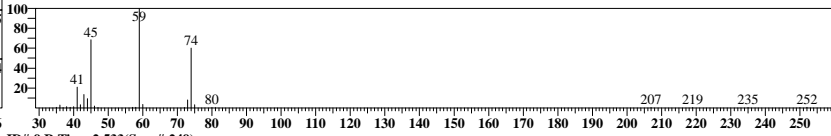
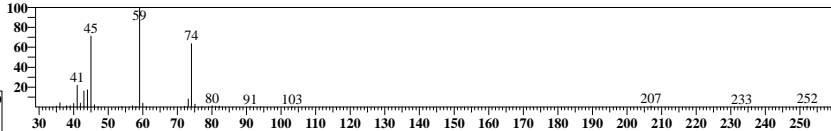
ID#7 R.Time:2.267(Scan#:185)

MassPeaks:56
RawMode:Averaged 2.242-2.292(179-191)
BG Mode:None Group 1 - Event 1 Scan




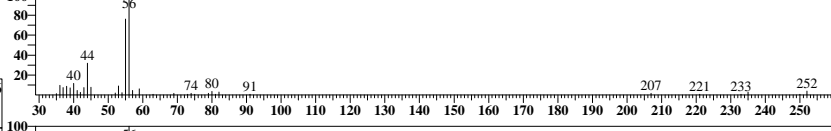
ID#8 R.Time:2.442(Scan#:227)

MassPeaks:36
RawMode:Averaged 2.417-2.467(221-233)
BG Mode:None Group 1 - Event 1 Scan




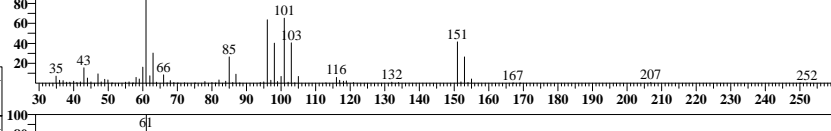
ID#9 R.Time:2.533(Scan#:227)

MassPeaks:34
RawMode:Averaged 2.508-2.558(243-255)
BG Mode:None Group 1 - Event 1 Scan



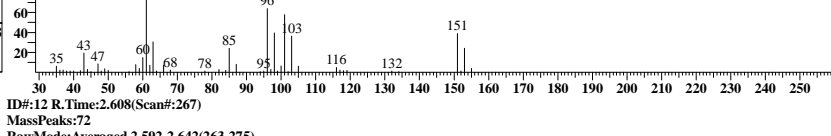
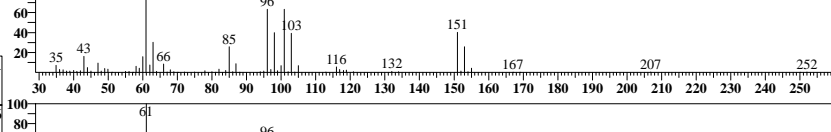
ID#10 R.Time:2.608(Scan#:267)

MassPeaks:72
RawMode:Averaged 2.575-2.625(259-271)
BG Mode:None Group 1 - Event 1 Scan



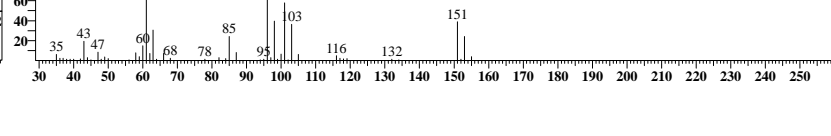
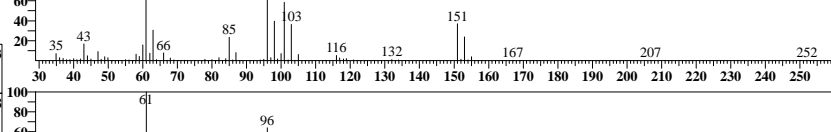
ID#11 R.Time:2.608(Scan#:267)

MassPeaks:72
RawMode:Averaged 2.583-2.633(261-273)
BG Mode:None Group 1 - Event 1 Scan



ID#12 R.Time:2.608(Scan#:267)

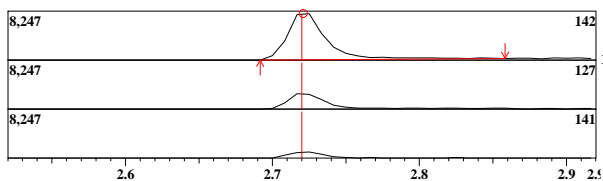
MassPeaks:72
RawMode:Averaged 2.592-2.642(263-275)
BG Mode:None Group 1 - Event 1 Scan



ID#:13 Name:Idomethane Type:Target No Manual Integration

Mass:142.00 R.T:2.721 Area:14947 Conc:9.58331ppm

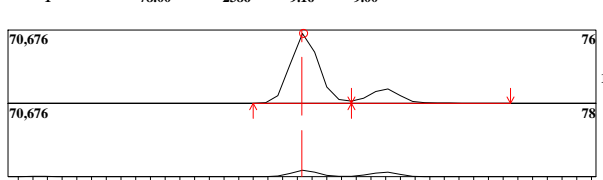
#	m/z	Area	Ratio	Reference
1	127.00	1281	32.70	35.00
2	141.00	509	12.99	13.00



ID#:14 Name:Carbon Disulfide Type:Target No Manual Integration

Mass:76.00 R.T:2.784 Area:92219 Conc:10.76690ppm

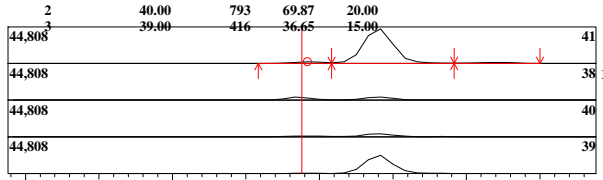
#	m/z	Area	Ratio	Reference
1	78.00	2386	9.16	9.00



ID#:15 Name:Acetonitrile Type:Target No Manual Integration

Mass:41.00 R.T:2.792 Area:3285 Conc:9.91592ppm

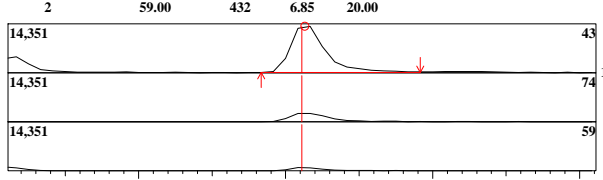
#	m/z	Area	Ratio	Reference
1	38.00	1612	* 142.03	40.00
2	40.00	793	69.87	20.00
3	39.00	416	36.65	15.00



ID#:16 Name:Methyl Acetate Type:Target No Manual Integration

Mass:43.00 R.T:2.813 Area:22948 Conc:10.13181ppm

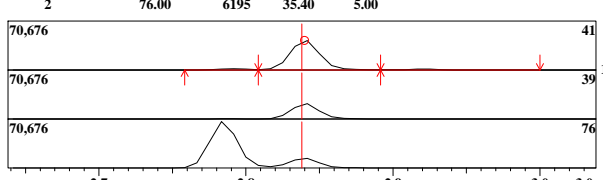
#	m/z	Area	Ratio	Reference
1	74.00	1310	20.76	40.00
2	59.00	432	6.85	20.00



ID#:17 Name:Allyl Chloride(3-Chloroprene) Type:Target No Manual Integration

Mass:41.00 R.T:2.840 Area:62225 Conc:10.82638ppm

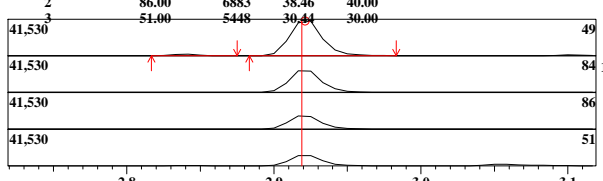
#	m/z	Area	Ratio	Reference
1	39.00	8894	50.82	40.00
2	76.00	6195	35.40	5.00



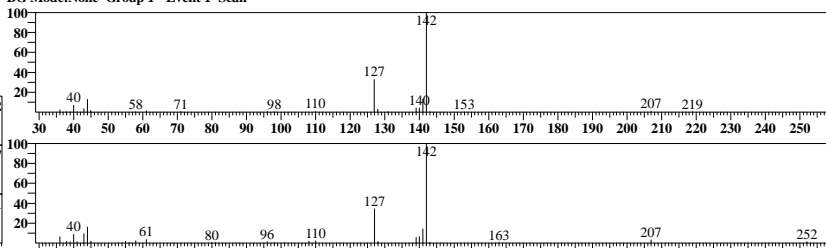
ID#:18 Name:Methylene Chloride Type:Target No Manual Integration

Mass:49.00 R.T:2.921 Area:63357 Conc:10.99793ppm


#	m/z	Area	Ratio	Reference
1	84.00	11106	62.06	64.00
2	86.00	6883	38.46	40.00
3	51.00	5448	30.44	30.00



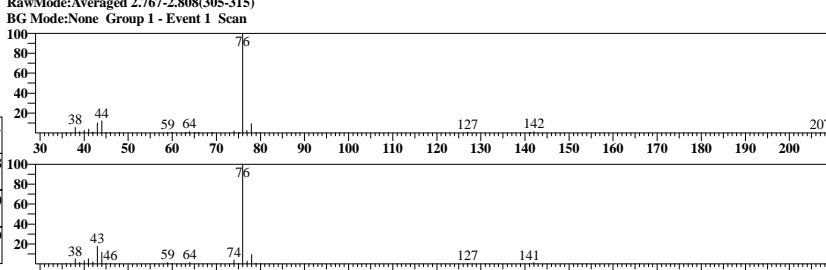
ID#:13 R.Time:2.717(Scan#:293)
MassPeaks:25
RawMode:Averaged 2.700-2.750(289-301)
BG Mode:None Group 1 - Event 1 Scan




ID#:14 R.Time:2.783(Scan#:309)
MassPeaks:29
RawMode:Averaged 2.758-2.808(303-315)
BG Mode:None Group 1 - Event 1 Scan



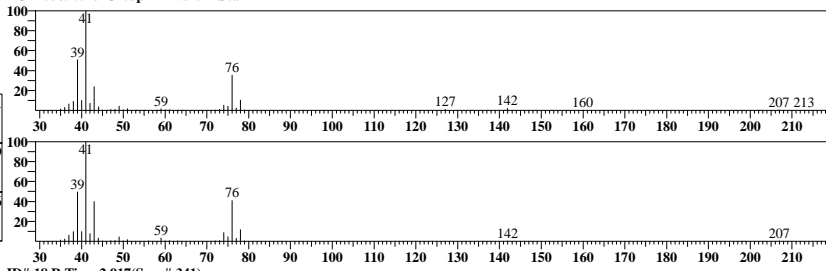
ID#:15 R.Time:2.783(Scan#:309)
MassPeaks:29
RawMode:Averaged 2.767-2.808(305-315)
BG Mode:None Group 1 - Event 1 Scan



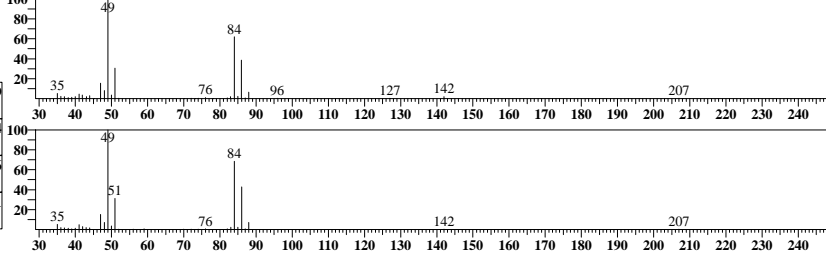
ID#:16 R.Time:2.833(Scan#:321)
MassPeaks:41
RawMode:Averaged 2.792-2.842(311-323)
BG Mode:None Group 1 - Event 1 Scan



ID#:17 R.Time:2.842(Scan#:323)
MassPeaks:40
RawMode:Averaged 2.817-2.867(317-329)
BG Mode:None Group 1 - Event 1 Scan



ID#:18 R.Time:2.917(Scan#:341)
MassPeaks:36
RawMode:Averaged 2.900-2.950(337-349)
BG Mode:None Group 1 - Event 1 Scan

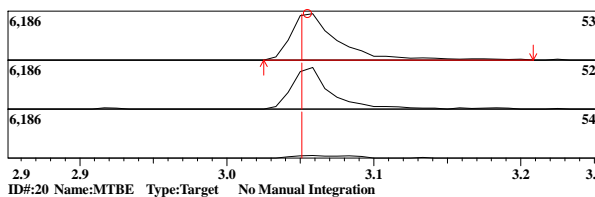


ID#:19 Name:Acrylonitrile Type:Target No Manual Integration

Mass:53.00 R.T:3.055 Area:13448 Conc:10.78506ppm

Event:1:Scan SI:93

#	m/z	Area	Ratio	Reference
1	52.00	2508	78.47	40.00
2	54.00	234	7.32	10.00

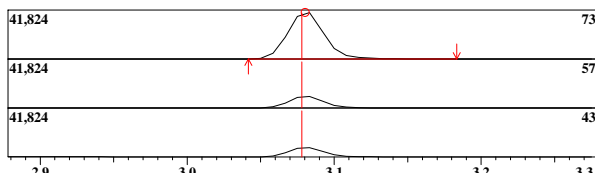


ID#:20 Name:MTBE Type:Target No Manual Integration

Mass:73.00 R.T:3.081 Area:70329 Conc:10.83394ppm

Event:1:Scan SI:94

#	m/z	Area	Ratio	Reference
1	57.00	4862	24.88	26.00
2	43.00	4020	20.57	20.00

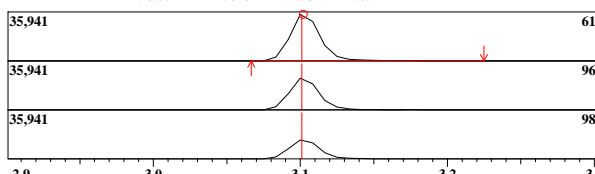


ID#:21 Name:trans-1,2-Dichloroethene Type:Target No Manual Integration

Mass:61.00 R.T:3.102 Area:50415 Conc:10.84325ppm

Event:1:Scan SI:98

#	m/z	Area	Ratio	Reference
1	96.00	9474	68.44	64.00
2	98.00	5818	42.03	40.00

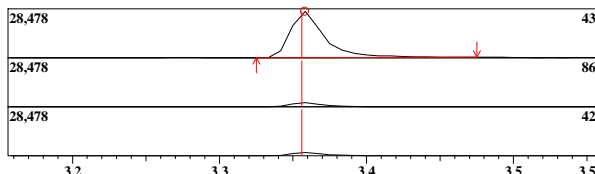


ID#:22 Name:Vinyl Acetate Type:Target No Manual Integration

Mass:43.00 R.T:3.358 Area:43663 Conc:10.87991ppm

Event:1:Scan SI:95

#	m/z	Area	Ratio	Reference
1	86.00	1095	9.42	10.00
2	42.00	861	7.41	0.00

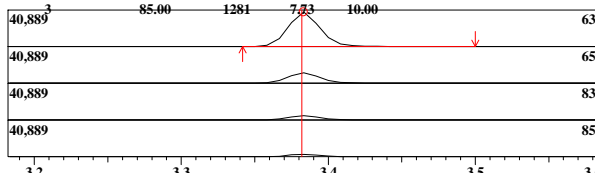


ID#:23 Name:1,1-Dichloroethane Type:Target No Manual Integration

Mass:63.00 R.T:3.383 Area:59654 Conc:10.72170ppm

Event:1:Scan SI:96

#	m/z	Area	Ratio	Reference
1	65.00	5129	30.95	30.00
2	83.00	2100	12.67	10.00
3	85.00	1281	7.33	10.00

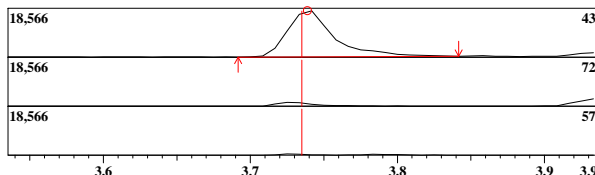


ID#:24 Name:2-Butanone(MEK) Type:Target No Manual Integration

Mass:43.00 R.T:3.739 Area:38755 Conc:9.93150ppm

Event:1:Scan SI:95

#	m/z	Area	Ratio	Reference
1	72.00	794	7.91	30.00
2	57.00	240	2.39	11.00





ID#:19 R.Time:3.075(Scan#:379)

MassPeaks:42

RawMode:Averaged 3.033-3.083(369-381)

BG Mode:None Group 1 - Event 1 Scan

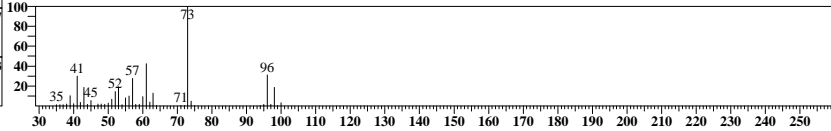
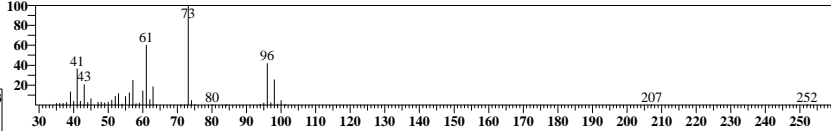


ID#:20 R.Time:3.100(Scan#:385)

MassPeaks:46

RawMode:Averaged 3.058-3.108(375-387)

BG Mode:None Group 1 - Event 1 Scan





ID#:21 R.Time:3.100(Scan#:385)

MassPeaks:45

RawMode:Averaged 3.075-3.125(379-391)

BG Mode:None Group 1 - Event 1 Scan


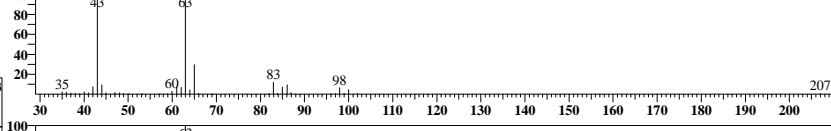


ID#:22 R.Time:3.375(Scan#:451)

MassPeaks:39

RawMode:Averaged 3.333-3.383(441-453)

BG Mode:None Group 1 - Event 1 Scan


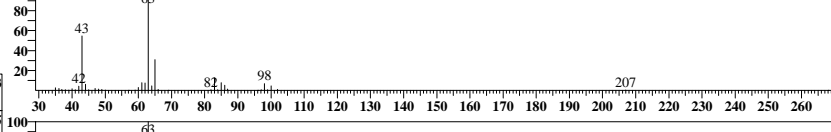


ID#:23 R.Time:3.383(Scan#:453)

MassPeaks:39

RawMode:Averaged 3.358-3.408(447-459)

BG Mode:None Group 1 - Event 1 Scan

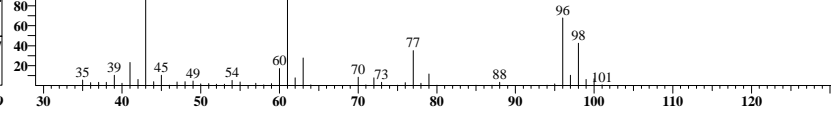
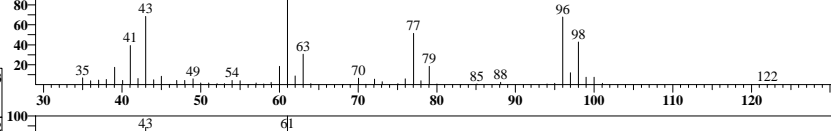


ID#:24 R.Time:3.758(Scan#:543)

MassPeaks:54

RawMode:Averaged 3.717-3.767(533-545)

BG Mode:None Group 1 - Event 1 Scan

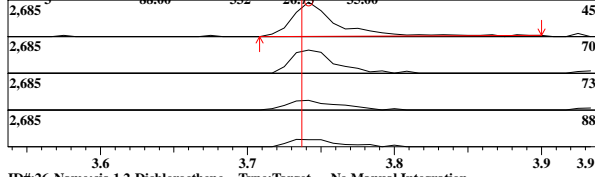


ID#:25 Name:Ethyl Acetate Type:Target No Manual Integration

Mass:45.00 R.T:3.742 Area:5256 Conc:12.12866ppm

Event:1:Scan SI:95

#	m/z	Area	Ratio	Reference
1	70.00	924	74.46	100.00
2	73.00	445	35.86	45.00
3	88.00	332	26.75	35.00

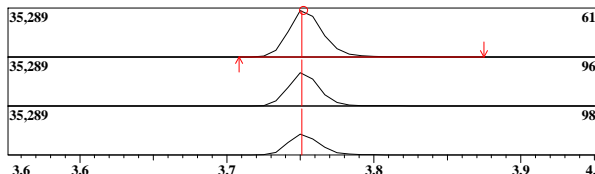


ID#:26 Name:cis-1,2-Dichloroethene Type:Target No Manual Integration

Mass:61.00 R.T:3.752 Area:57321 Conc:10.60876ppm

Event:1:Scan SI:96

#	m/z	Area	Ratio	Reference
1	96.00	10320	66.45	55.00
2	98.00	6537	42.09	35.00

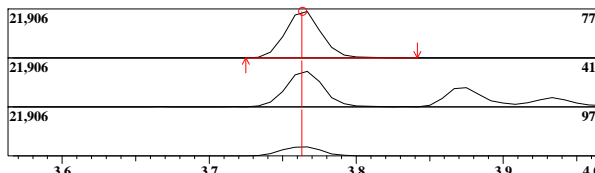


ID#:27 Name:2,2-Dichloropropane Type:Target No Manual Integration

Mass:77.00 R.T:3.764 Area:36361 Conc:10.58150ppm

Event:1:Scan SI:96

#	m/z	Area	Ratio	Reference
1	41.00	8073	79.58	80.00
2	97.00	2266	22.34	20.00

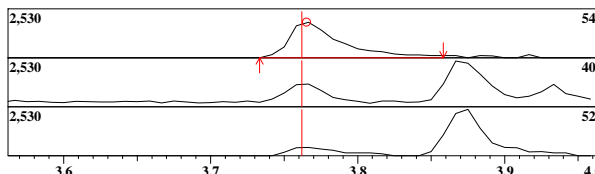


ID#:28 Name:Propionitrile(Ethyl cyanide) Type:Target No Manual Integration

Mass:54.00 R.T:3.765 Area:4674 Conc:11.91257ppm

Event:1:Scan SI:96

#	m/z	Area	Ratio	Reference
1	40.00	739	69.85	30.00
2	52.00	261	24.67	10.00

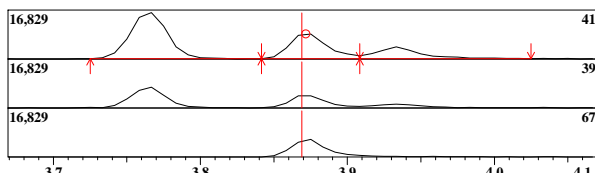


ID#:29 Name:Methacrylonitrile Type:Target No Manual Integration

Mass:41.00 R.T:3.872 Area:15860 Conc:10.47125ppm

Event:1:Scan SI:94

#	m/z	Area	Ratio	Reference
1	39.00	2211	48.81	62.00
2	67.00	2879	63.55	62.00

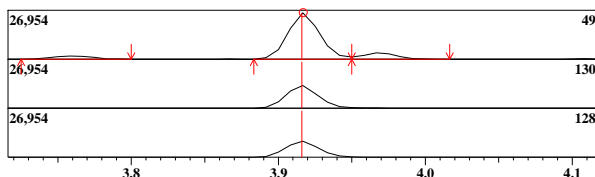


ID#:30 Name:Bromochloromethane Type:Target No Manual Integration

Mass:49.00 R.T:3.917 Area:39272 Conc:10.88244ppm

Event:1:Scan SI:97

#	m/z	Area	Ratio	Reference
1	130.00	5576	50.52	48.00
2	128.00	4046	36.66	38.00

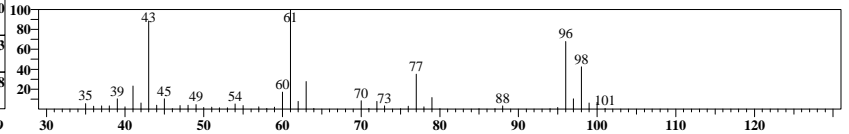
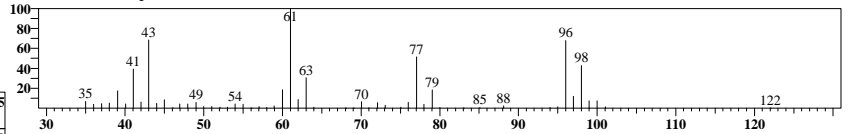


ID#:25 R.Time:3.758(Scan#:543)

MassPeaks:54

RawMode:Averaged 3.717-3.767(533-545)

BG Mode:None Group 1 - Event 1 Scan

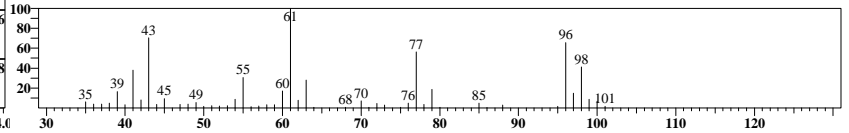
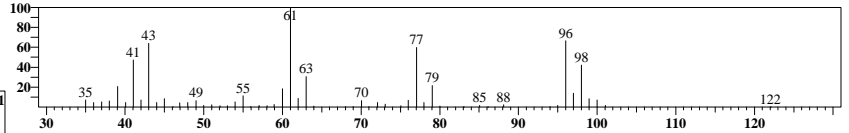


ID#:26 R.Time:3.758(Scan#:543)

MassPeaks:55

RawMode:Averaged 3.725-3.775(535-547)

BG Mode:None Group 1 - Event 1 Scan

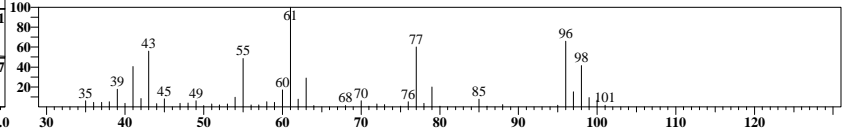
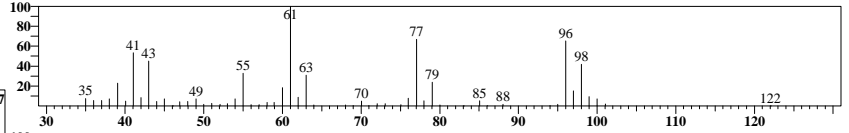


ID#:27 R.Time:3.758(Scan#:543)

MassPeaks:55

RawMode:Averaged 3.742-3.792(539-551)

BG Mode:None Group 1 - Event 1 Scan

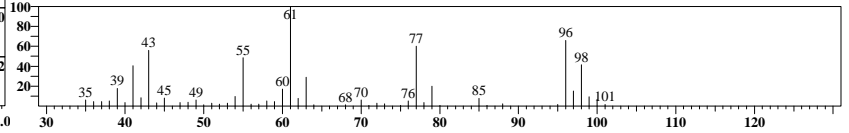
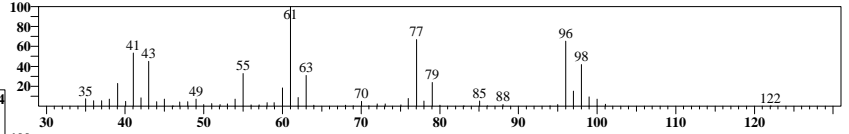


ID#:28 R.Time:3.758(Scan#:543)

MassPeaks:55

RawMode:Averaged 3.742-3.792(539-551)

BG Mode:None Group 1 - Event 1 Scan

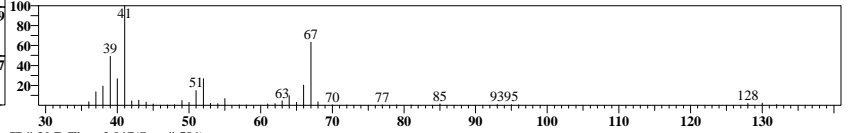
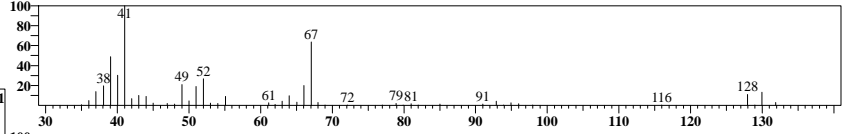


ID#:29 R.Time:3.875(Scan#:571)

MassPeaks:47

RawMode:Averaged 3.850-3.900(565-577)

BG Mode:None Group 1 - Event 1 Scan

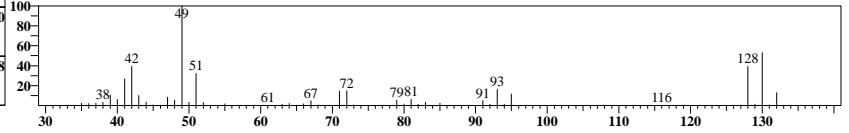
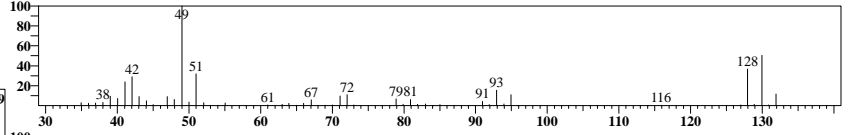


ID#:30 R.Time:3.917(Scan#:581)

MassPeaks:54

RawMode:Averaged 3.892-3.942(575-587)

BG Mode:None Group 1 - Event 1 Scan

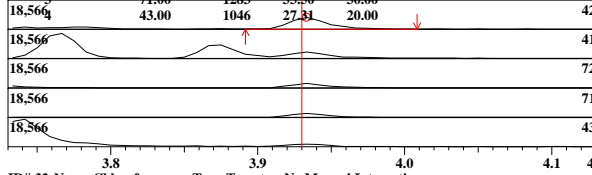


ID#:31 Name:Tetrahydrofuran Type:Target No Manual Integration

Mass:42.00 R.T:3.933 Area:13752 Conc:10.21035ppm

Event:1:Scan SI:94

#	m/z	Area	Ratio	Reference
1	41.00	2360	61.62	50.00
2	72.00	1434	37.44	30.00
3	71.00	1283	33.50	30.00
4	43.00	1046	27.81	20.00

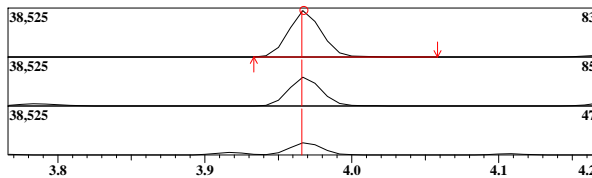


ID#:32 Name:Chloroform Type:Target No Manual Integration

Mass:83.00 R.T:3.968 Area:57821 Conc:10.98795ppm

Event:1:Scan SI:98

#	m/z	Area	Ratio	Reference
1	85.00	10097	62.52	64.00
2	47.00	4377	27.10	25.00

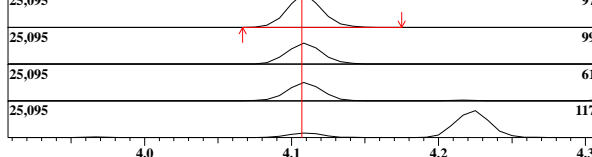


ID#:33 Name:1,1,1-Trichloroethane Type:Target No Manual Integration

Mass:97.00 R.T:4.108 Area:38240 Conc:10.49070ppm

Event:1:Scan SI:91

#	m/z	Area	Ratio	Reference
1	99.00	6827	63.61	64.00
2	61.00	5973	55.66	50.00
3	117.00	1620	15.10	10.00

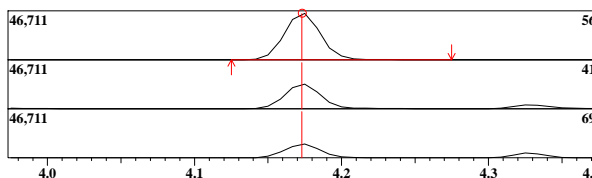


ID#:34 Name:Cyclohexane Type:Target No Manual Integration

Mass:56.00 R.T:4.173 Area:78079 Conc:10.73904ppm

Event:1:Scan SI:97

#	m/z	Area	Ratio	Reference
1	41.00	11472	52.79	60.00
2	69.00	6354	29.24	25.00

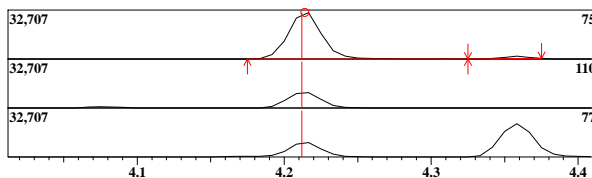


ID#:35 Name:1,1-Dichloropropene Type:Target No Manual Integration

Mass:75.00 R.T:4.214 Area:50865 Conc:11.02794ppm

Event:1:Scan SI:95

#	m/z	Area	Ratio	Reference
1	110.00	4936	34.99	34.00
2	77.00	4483	31.78	30.00

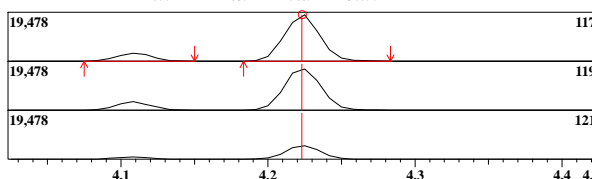


ID#:36 Name:Carbon tetrachloride Type:Target No Manual Integration

Mass:117.00 R.T:4.223 Area:31743 Conc:10.87686ppm

Event:1:Scan SI:98

#	m/z	Area	Ratio	Reference
1	119.00	8378	94.26	95.00
2	121.00	2639	29.69	30.00

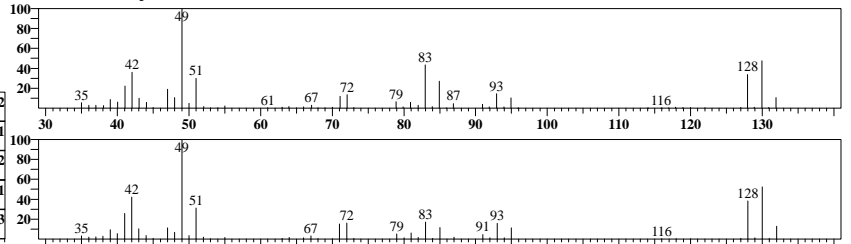


ID#:31 R.Time:3.917(Scan#:581)

MassPeaks:60

RawMode:Averaged 3.908-3.958(579-591)

BG Mode:None Group 1 - Event 1 Scan

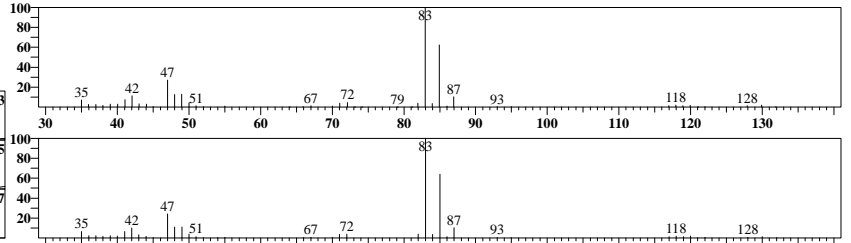


ID#:32 R.Time:3.967(Scan#:593)

MassPeaks:45

RawMode:Averaged 3.942-3.992(587-599)

BG Mode:None Group 1 - Event 1 Scan

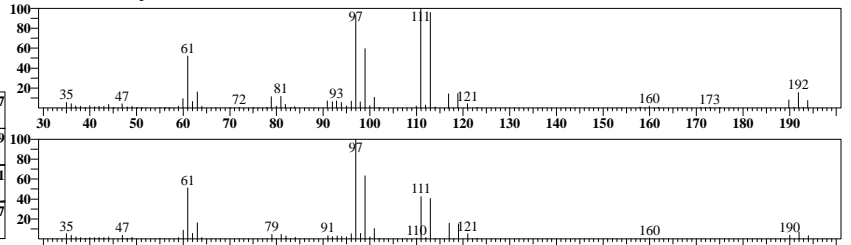


ID#:33 R.Time:4.092(Scan#:623)

MassPeaks:69

RawMode:Averaged 4.083-4.133(621-633)

BG Mode:None Group 1 - Event 1 Scan

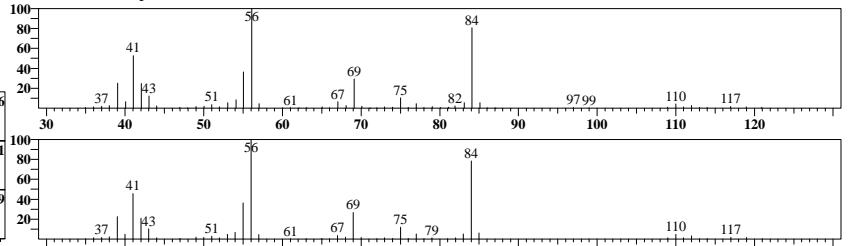


ID#:34 R.Time:4.175(Scan#:643)

MassPeaks:59

RawMode:Averaged 4.150-4.200(637-649)

BG Mode:None Group 1 - Event 1 Scan

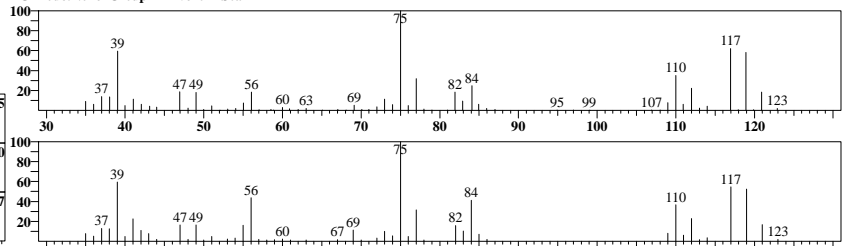


ID#:35 R.Time:4.217(Scan#:653)

MassPeaks:65

RawMode:Averaged 4.192-4.242(647-659)

BG Mode:None Group 1 - Event 1 Scan

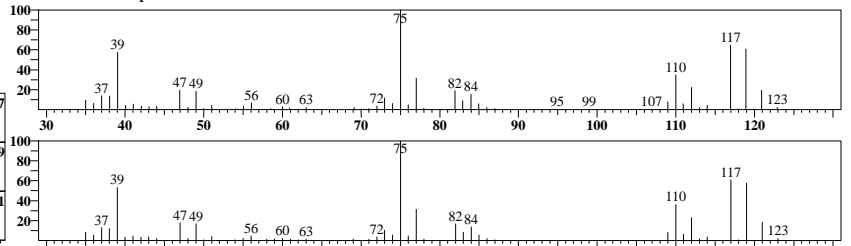


ID#:36 R.Time:4.217(Scan#:653)

MassPeaks:64

RawMode:Averaged 4.200-4.250(649-661)

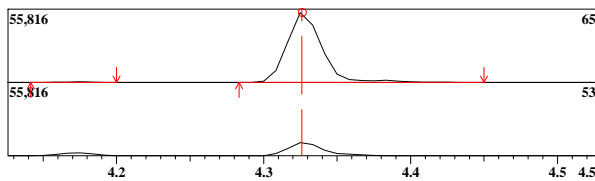
BG Mode:None Group 1 - Event 1 Scan



ID#:37 Name:1,2-Dichloroethane-d4 Type:Surrogate/SMC No Manual Integration

Mass:65.00 R.T:4.326 Area:87838 Conc:51.59274ppb
Event:1:Scan SI:89

#	m/z	Area	Ratio	Reference
1	53.00	4690	19.66	15.00

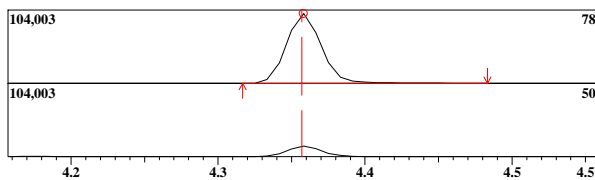


ID#:38 Name:Benzene Type:Target No Manual Integration

Mass:78.00 R.T:4.358 Area:164695 Conc:10.96562ppb

Event:1:Scan SI:95

#	m/z	Area	Ratio	Reference
1	50.00	7101	15.55	16.00

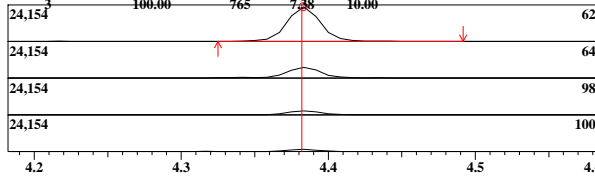


ID#:39 Name:1,2-Dichloroethane Type:Target No Manual Integration

Mass:62.00 R.T:4.383 Area:37232 Conc:10.54693ppb

Event:1:Scan SI:98

#	m/z	Area	Ratio	Reference
1	64.00	3266	31.50	30.00
2	98.00	1238	11.94	10.00
3	100.00	765	7.38	10.00

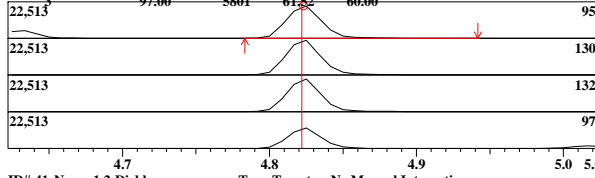


ID#:40 Name:Trichloroethene Type:Target No Manual Integration

Mass:95.00 R.T:4.823 Area:34247 Conc:10.73120ppb

Event:1:Scan SI:98

#	m/z	Area	Ratio	Reference
1	130.00	10091	107.02	95.00
2	132.00	9252	98.12	90.00
3	97.00	5801	61.52	60.00

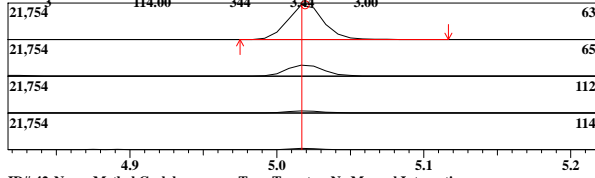


ID#:41 Name:1,2-Dichloropropane Type:Target No Manual Integration

Mass:63.00 R.T:5.019 Area:36427 Conc:10.97197ppb

Event:1:Scan SI:97

#	m/z	Area	Ratio	Reference
1	65.00	3295	32.93	30.00
2	112.00	623	6.23	5.00
3	114.00	344	3.44	3.00

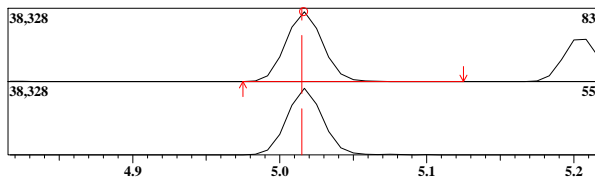


ID#:42 Name:Methyl Cyclohexane Type:Target No Manual Integration

Mass:83.00 R.T:5.016 Area:64416 Conc:10.70865ppb

Event:1:Scan SI:97

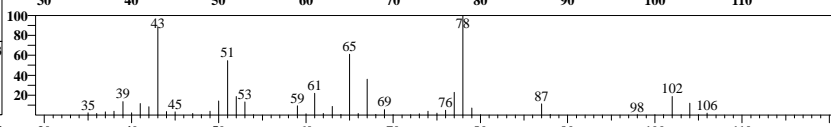
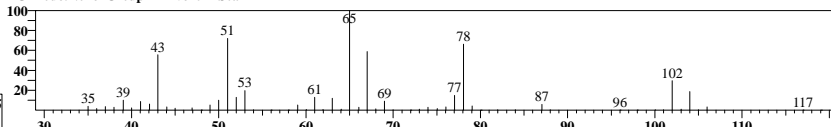
#	m/z	Area	Ratio	Reference
1	55.00	16701	92.74	80.00



ID#:37 R.Time:4.325(Scan#:679)

MassPeaks:57
RawMode:Averaged 4.300-4.350(673-685)



BG Mode:None Group 1 - Event 1 Scan



ID#:38 R.Time:4.358(Scan#:687)

MassPeaks:57
RawMode:Averaged 4.333-4.383(681-693)



BG Mode:None Group 1 - Event 1 Scan



ID#:39 R.Time:4.367(Scan#:689)

MassPeaks:50
RawMode:Averaged 4.358-4.408(687-699)

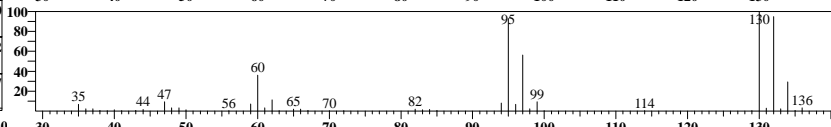
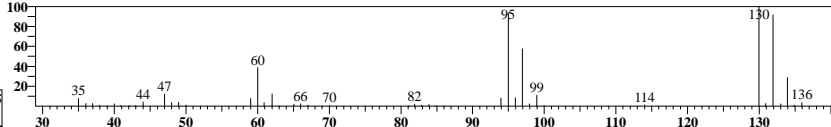
BG Mode:None Group 1 - Event 1 Scan



ID#:40 R.Time:4.825(Scan#:799)

MassPeaks:45
RawMode:Averaged 4.800-4.850(793-805)



BG Mode:None Group 1 - Event 1 Scan



ID#:41 R.Time:5.017(Scan#:845)

MassPeaks:67
RawMode:Averaged 4.992-5.042(839-851)


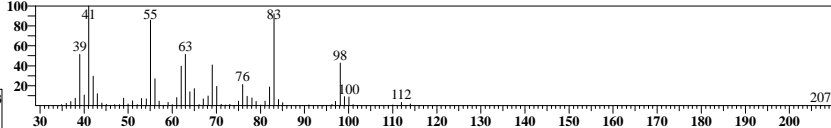
BG Mode:None Group 1 - Event 1 Scan



ID#:42 R.Time:5.017(Scan#:845)

MassPeaks:67
RawMode:Averaged 4.992-5.042(839-851)

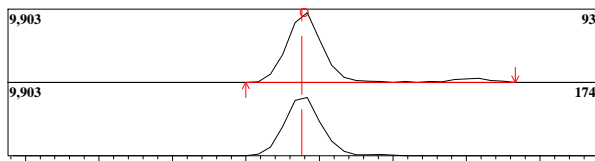
BG Mode:None Group 1 - Event 1 Scan



ID#:43 Name:Dibromomethane Type:Target No Manual Integration

Mass:93.00 R.T:5.090 Area:16451 Conc:10.85268ppb
Event:1:Scan SI:95

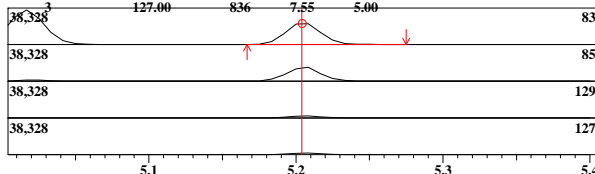
#	m/z	Area	Ratio	Reference
1	174.00	3975	88.77	30.00



ID#:44 Name:Bromodichloromethane Type:Target No Manual Integration

Mass:83.00 R.T:5.204 Area:39241 Conc:10.49593ppb
Event:1:Scan SI:97

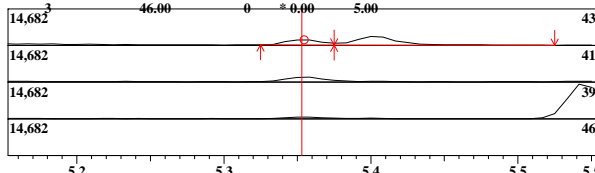
#	m/z	Area	Ratio	Reference
1	85.00	6858	61.91	63.00
2	129.00	1000	9.03	10.00
3	127.00	836	7.55	5.00



ID#:45 Name:2-Nitropropane Type:Target No Manual Integration

Mass:43.00 R.T:5.355 Area:3708 Conc:10.21729ppb
Event:1:Scan SI:92

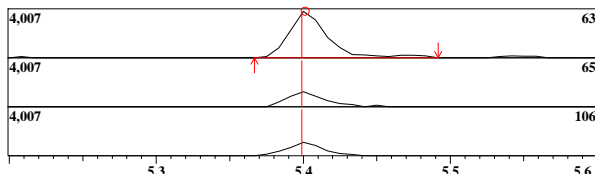
#	m/z	Area	Ratio	Reference
1	41.00	1242	* 84.09	30.00
2	39.00	460	31.14	15.00
3	46.00	0	* 0.00	5.00



ID#:46 Name:2-Chloroethylvinyl ether Type:Target No Manual Integration

Mass:63.00 R.T:5.401 Area:6856 Conc:10.97394ppb
Event:1:Scan SI:73

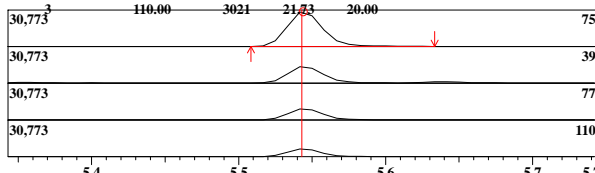
#	m/z	Area	Ratio	Reference
1	65.00	598	33.08	30.00
2	106.00	539	29.81	25.00



ID#:47 Name:cis-1,3-Dichloropropene Type:Target No Manual Integration

Mass:75.00 R.T:5.544 Area:50755 Conc:10.23051ppb
Event:1:Scan SI:98

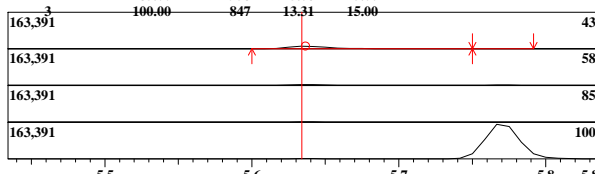
#	m/z	Area	Ratio	Reference
1	39.00	6675	48.02	60.00
2	77.00	4399	31.65	31.00
3	110.00	3021	21.33	20.00



ID#:48 Name:4-Methyl-2-Pentanone(MIBK) Type:Target No Manual Integration

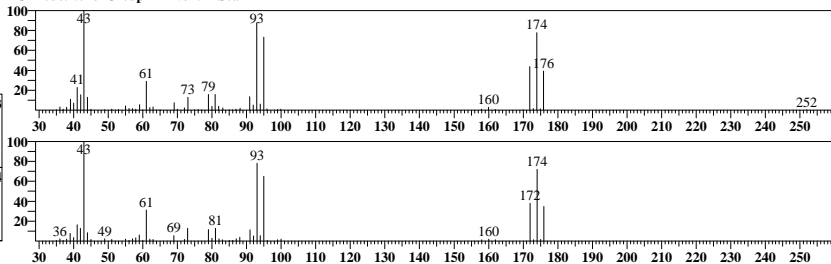
Mass:43.00 R.T:5.637 Area:25310 Conc:10.37735ppb
Event:1:Scan SI:96

#	m/z	Area	Ratio	Reference
1	58.00	2152	33.82	40.00
2	85.00	958	15.06	15.00
3	100.00	847	13.31	15.00



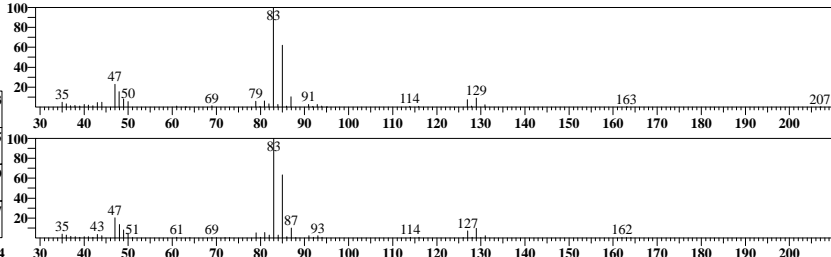
ID#:43 R.Time:5.083(Scan#:861)

MassPeaks:59
RawMode:Averaged 5.067-5.117(857-869)
BG Mode:None Group 1 - Event 1 Scan




ID#:44 R.Time:5.208(Scan#:891)

MassPeaks:39
RawMode:Averaged 5.183-5.233(885-897)
BG Mode:None Group 1 - Event 1 Scan




ID#:45 R.Time:5.358(Scan#:927)

MassPeaks:23
RawMode:Averaged 5.333-5.375(921-931)
BG Mode:None Group 1 - Event 1 Scan



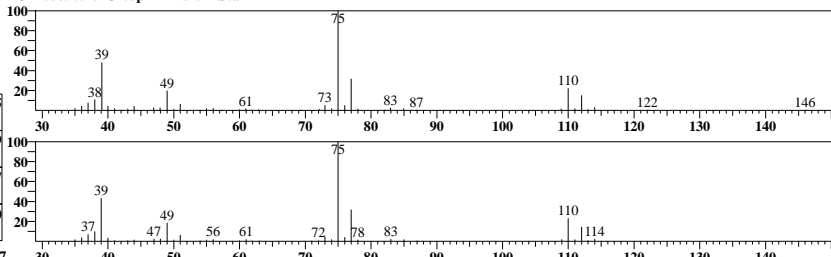
ID#:46 R.Time:5.400(Scan#:937)

MassPeaks:34
RawMode:Averaged 5.375-5.425(931-943)
BG Mode:None Group 1 - Event 1 Scan



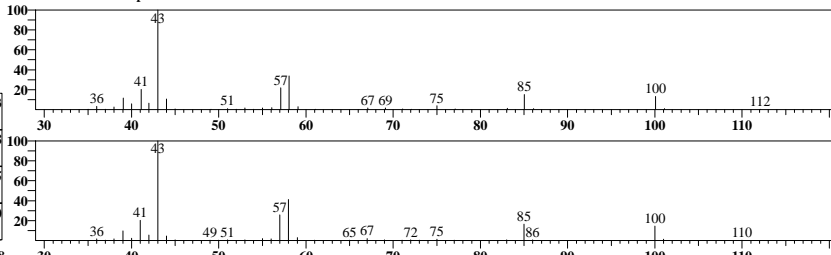
ID#:47 R.Time:5.542(Scan#:971)

MassPeaks:45
RawMode:Averaged 5.517-5.567(965-977)
BG Mode:None Group 1 - Event 1 Scan



ID#:48 R.Time:5.633(Scan#:993)

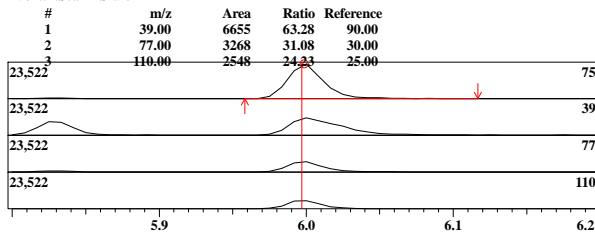
MassPeaks:34
RawMode:Averaged 5.608-5.658(987-999)
BG Mode:None Group 1 - Event 1 Scan



ID#:49 Name:trans-1,3-Dichloropropene Type:Target No Manual Integration

Mass:75.00 R.T:5.999 Area:38927 Conc:10.65389ppb

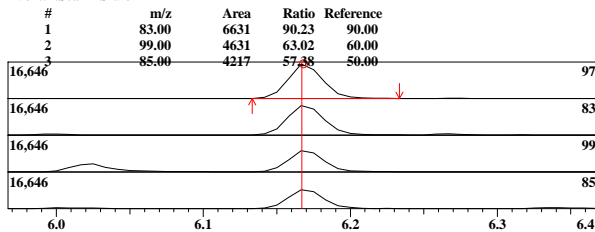
Event:1:Scan SI:98



ID#:50 Name:1,1,2-Trichloroethane Type:Target No Manual Integration

Mass:97.00 R.T:6.168 Area:26562 Conc:10.77897ppb

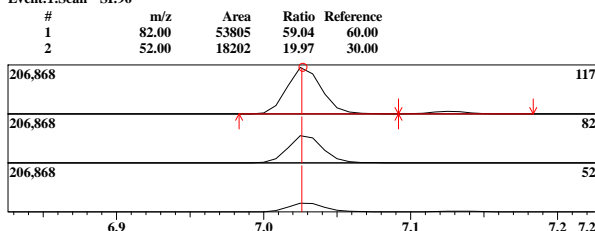
Event:1:Scan SI:98



ID#:51 Name:Chlorobenzene-d5 (IS) Type:ISTD No Manual Integration

Mass:117.00 R.T:7.027 Area:327203 Conc:50.00000ppb

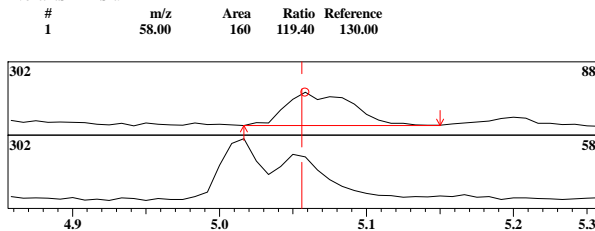
Event:1:Scan SI:96



ID#:52 Name:1,4-Dioxane Type:Target Manual Integration Performed
Manual Reason: Peak Not Found ABO 02/08/22

Mass:88.00 R.T:5.058 Area:429 Conc:10.85541ppb

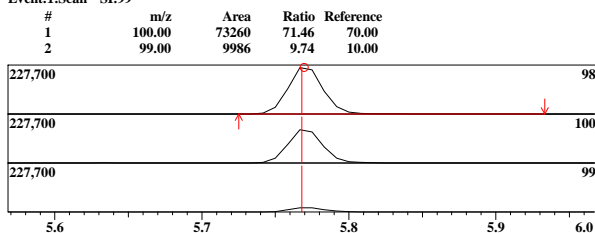
Event:2:SIM SI:91



ID#:53 Name:Toluene-d8 Type:Surrogate/SMC No Manual Integration

Mass:98.00 R.T:5.770 Area:371757 Conc:49.69505ppb

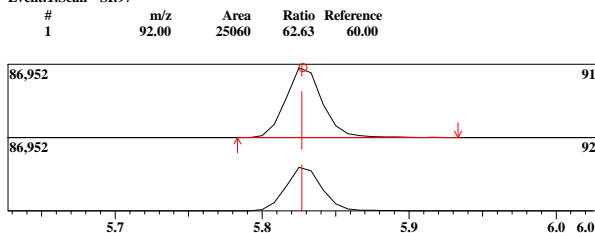
Event:1:Scan SI:99



ID#:54 Name:Toluene Type:Target No Manual Integration

Mass:91.00 R.T:5.828 Area:145347 Conc:10.62274ppb

Event:1:Scan SI:97

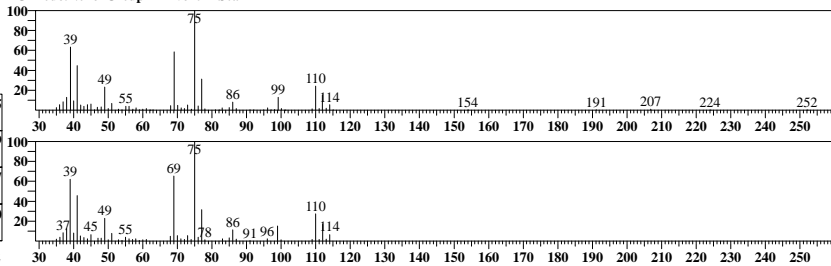


ID#:49 R.Time:6.000(Scan#:1081)

MassPeaks:66

RawMode:Averaged 5.975-6.025(1075-1087)

BG Mode:None Group 1 - Event 1 Scan

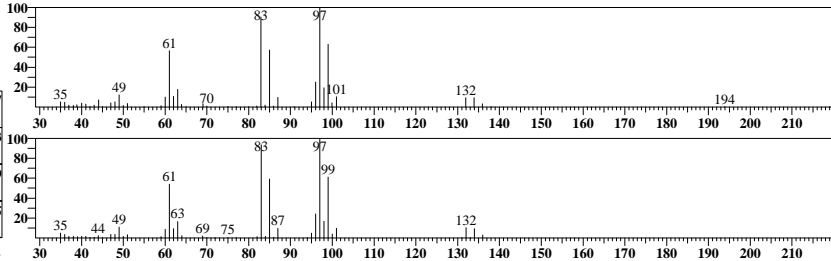


ID#:50 R.Time:6.167(Scan#:1121)

MassPeaks:49

RawMode:Averaged 6.142-6.192(1115-1127)

BG Mode:None Group 1 - Event 1 Scan

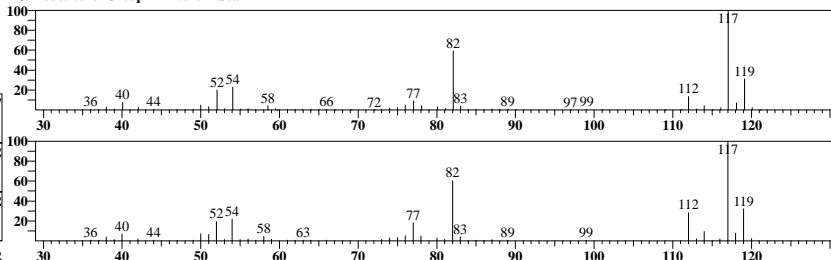


ID#:51 R.Time:7.025(Scan#:1327)

MassPeaks:67

RawMode:Averaged 7.000-7.050(1321-1333)

BG Mode:None Group 1 - Event 1 Scan

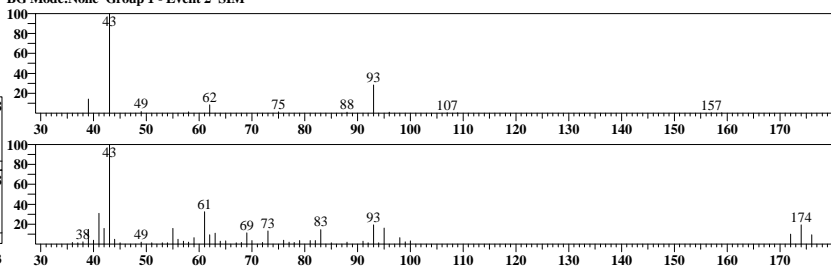


ID#:52 R.Time:5.050(Scan#:854)

MassPeaks:13

RawMode:Averaged 5.033-5.083(850-862)

BG Mode:None Group 1 - Event 2 SIM

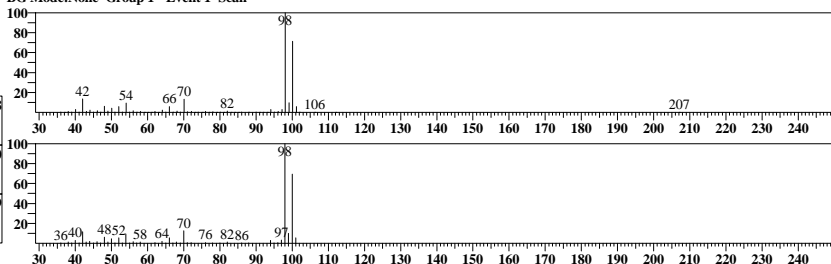


ID#:53 R.Time:5.767(Scan#:1025)

MassPeaks:69

RawMode:Averaged 5.742-5.792(1019-1031)

BG Mode:None Group 1 - Event 1 Scan

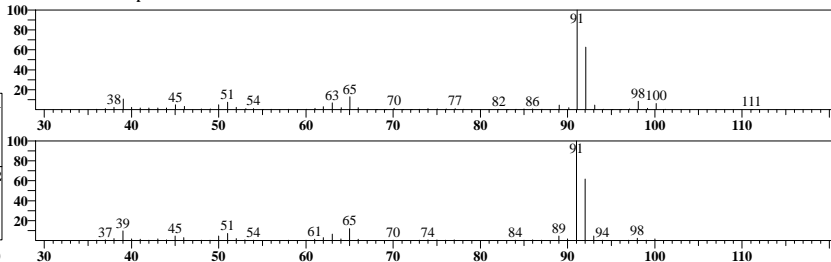


ID#:54 R.Time:5.825(Scan#:1039)

MassPeaks:59

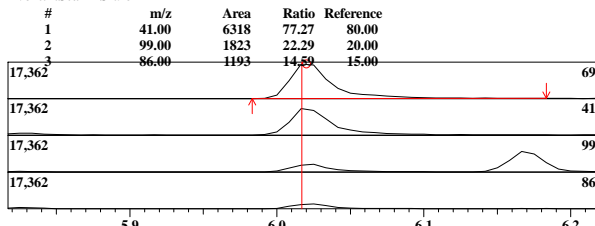
RawMode:Averaged 5.800-5.850(1033-1045)

BG Mode:None Group 1 - Event 1 Scan




ID#:55 Name:Ethyl Methacrylate Type:Target No Manual Integration

Mass:69.00 R.T:6.020 Area:34022 Conc:10.69527ppb

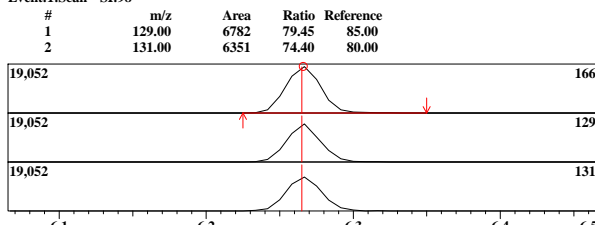


ID#:55 R.Time:6.000(Scan#:1081)
MassPeaks:67
RawMode:Averaged 5.992-6.042(1079-1091)
BG Mode:None Group 1 - Event 1 Scan

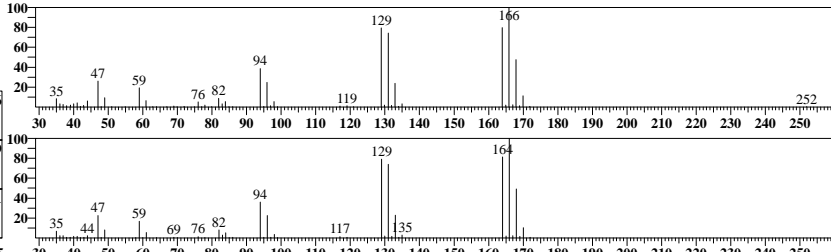


ID#:56 Name:Tetrachloroethene Type:Target No Manual Integration

Mass:166.00 R.T:6.266 Area:30568 Conc:10.80481ppb

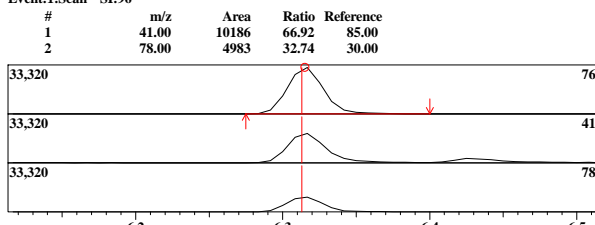


ID#:56 R.Time:6.267(Scan#:1145)
MassPeaks:58
RawMode:Averaged 6.242-6.292(1139-1151)
BG Mode:None Group 1 - Event 1 Scan

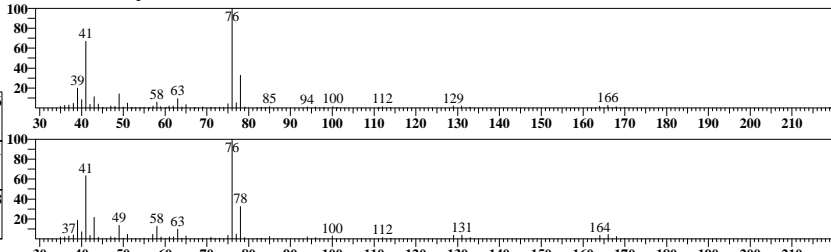


ID#:57 Name:1,3-Dichloropropane Type:Target No Manual Integration

Mass:76.00 R.T:6.315 Area:55061 Conc:10.91441ppb

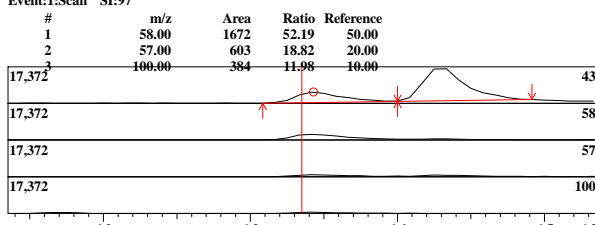


ID#:57 R.Time:6.317(Scan#:1157)
MassPeaks:61
RawMode:Averaged 6.292-6.342(1151-1163)
BG Mode:None Group 1 - Event 1 Scan

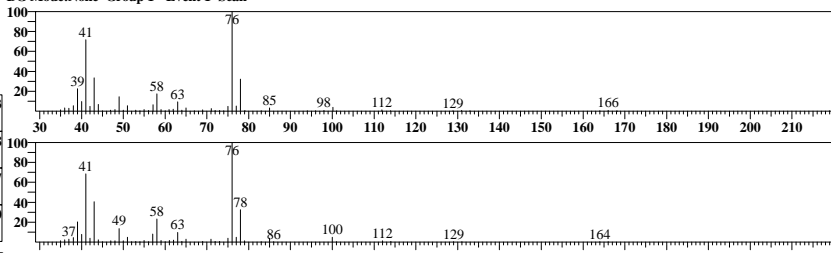


ID#:58 Name:2-Hexanone(MBK) Type:Target No Manual Integration

Mass:43.00 R.T:6.343 Area:10913 Conc:9.82183ppb

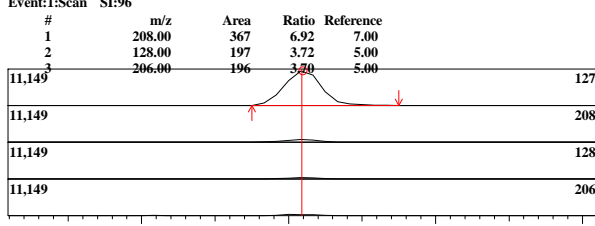


ID#:58 R.Time:6.325(Scan#:1159)
MassPeaks:56
RawMode:Averaged 6.317-6.367(1157-1169)
BG Mode:None Group 1 - Event 1 Scan

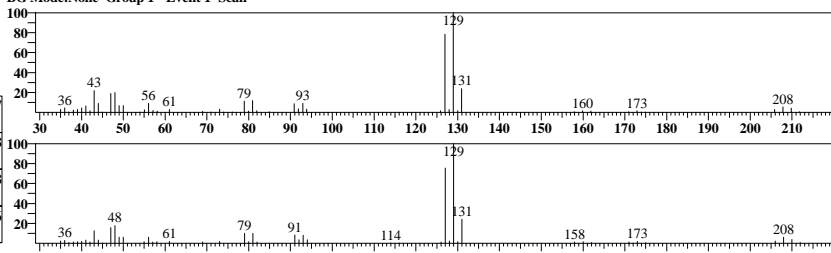


ID#:59 Name:Dibromochloromethane Type:Target No Manual Integration

Mass:127.00 R.T:6.510 Area:19108 Conc:10.99927ppb

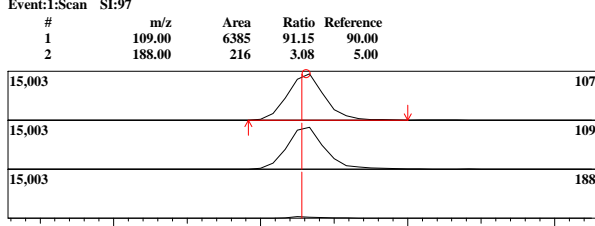


ID#:59 R.Time:6.508(Scan#:1203)
MassPeaks:52
RawMode:Averaged 6.483-6.533(1197-1209)
BG Mode:None Group 1 - Event 1 Scan

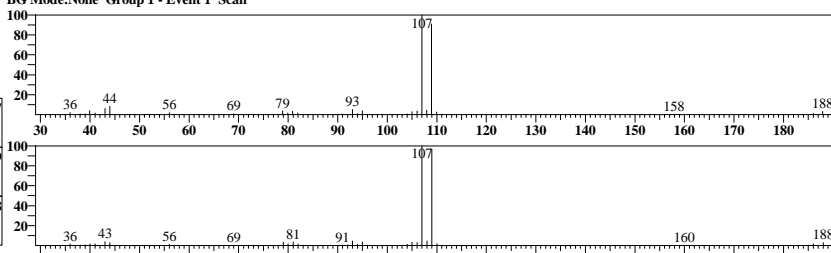


ID#:60 Name:1,2-Dibromoethane Type:Target No Manual Integration

Mass:107.00 R.T:6.631 Area:25263 Conc:11.34436ppb



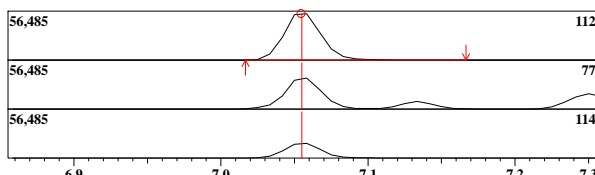
ID#:60 R.Time:6.633(Scan#:1233)
MassPeaks:39
RawMode:Averaged 6.608-6.658(1227-1239)
BG Mode:None Group 1 - Event 1 Scan



ID#:61 Name:Chlorobenzene Type:Target No Manual Integration

Mass:112.00 R.T:7.055 Area:97606 Conc:10.77060ppb

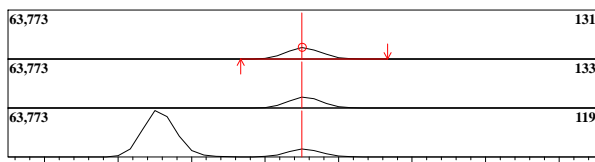
#	m/z	Area	Ratio	Reference
1	77.00	17909	65.92	65.00
2	114.00	8507	31.31	30.00



ID#:62 Name:1,1,1,2-Tetrachloroethane Type:Target No Manual Integration

Mass:131.00 R.T:7.125 Area:26137 Conc:10.61844ppb

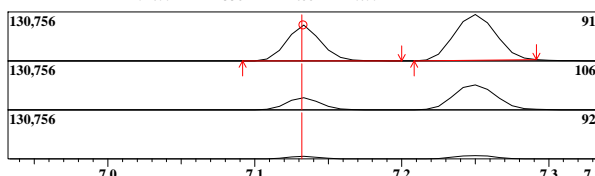
#	m/z	Area	Ratio	Reference
1	133.00	6871	94.19	90.00
2	119.00	5096	69.86	70.00



ID#:63 Name:Ethylbenzene Type:Target No Manual Integration

Mass:91.00 R.T:7.133 Area:155969 Conc:10.61758ppb

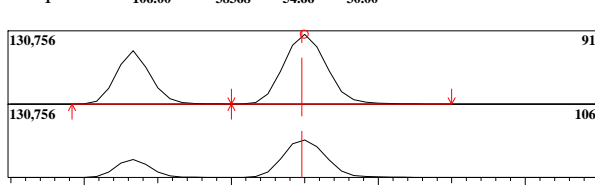
#	m/z	Area	Ratio	Reference
1	106.00	15303	34.88	33.00
2	92.00	3361	7.66	10.00



ID#:64 Name:Xylene-mp Type:Target No Manual Integration

Mass:91.00 R.T:7.250 Area:254268 Conc:20.98523ppb

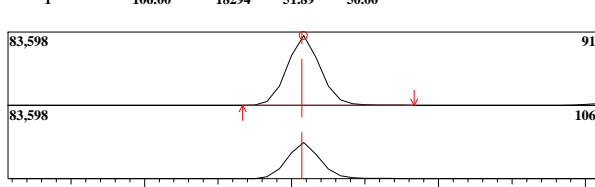
#	m/z	Area	Ratio	Reference
1	106.00	38368	54.66	30.00



ID#:65 Name:Xylene-o Type:Target No Manual Integration

Mass:91.00 R.T:7.608 Area:125116 Conc:10.58535ppb

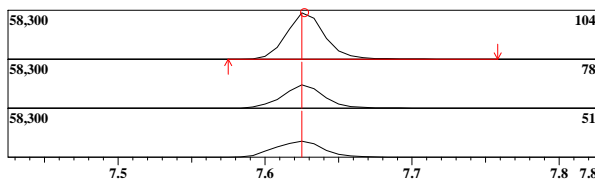
#	m/z	Area	Ratio	Reference
1	106.00	18294	51.89	50.00



ID#:66 Name:Styrene Type:Target No Manual Integration

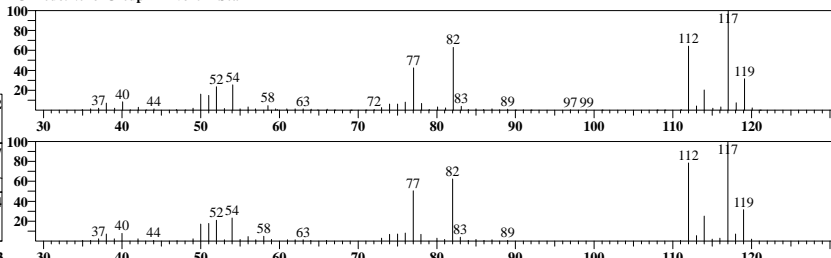
Mass:104.00 R.T:7.627 Area:102087 Conc:10.99699ppb

#	m/z	Area	Ratio	Reference
1	78.00	15066	54.55	50.00
2	51.00	11979	43.37	40.00



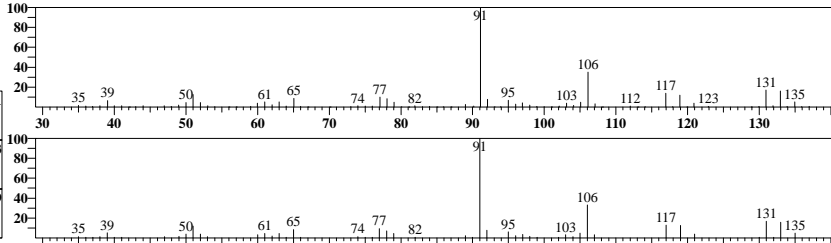
ID#:61 R.Time:7.042(Scan#:1331)

MassPeaks:70 RawMode:Averaged 7.033-7.083(1329-1341) BG Mode:None Group 1 - Event 1 Scan



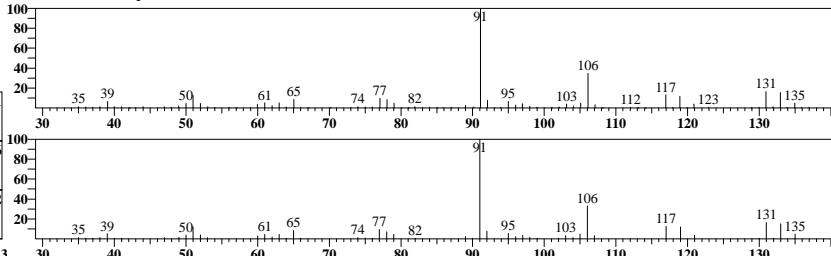
ID#:62 R.Time:7.133(Scan#:1353)

MassPeaks:83 RawMode:Averaged 7.100-7.150(1345-1357) BG Mode:None Group 1 - Event 1 Scan



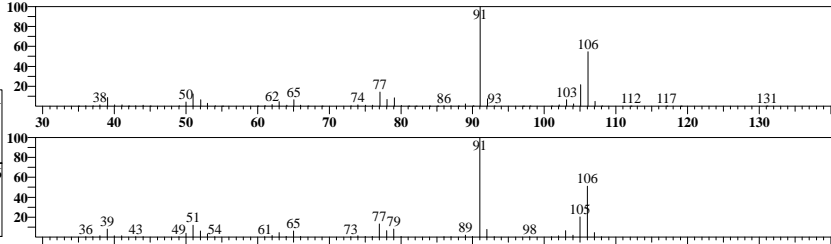
ID#:63 R.Time:7.133(Scan#:1353)

MassPeaks:83 RawMode:Averaged 7.108-7.158(1347-1359) BG Mode:None Group 1 - Event 1 Scan



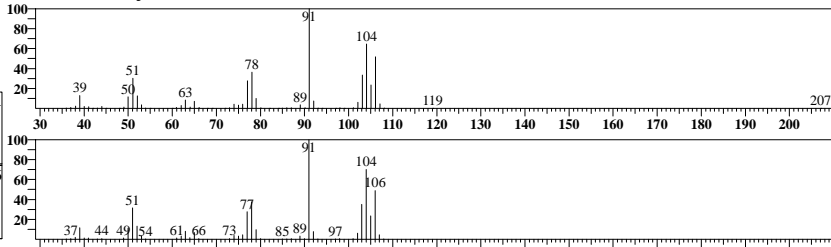
ID#:64 R.Time:7.250(Scan#:1381)

MassPeaks:61 RawMode:Averaged 7.225-7.275(1375-1387) BG Mode:None Group 1 - Event 1 Scan



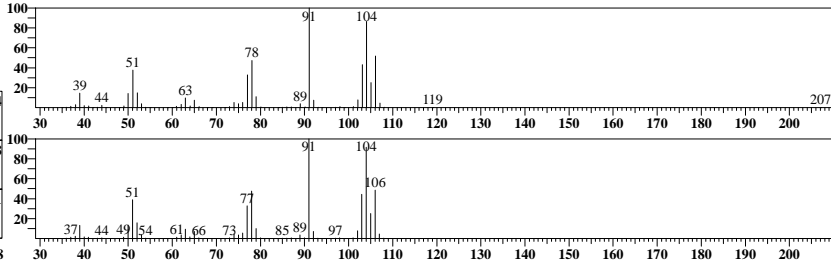
ID#:65 R.Time:7.617(Scan#:1469)

MassPeaks:60 RawMode:Averaged 7.583-7.633(1461-1473) BG Mode:None Group 1 - Event 1 Scan



ID#:66 R.Time:7.617(Scan#:1469)

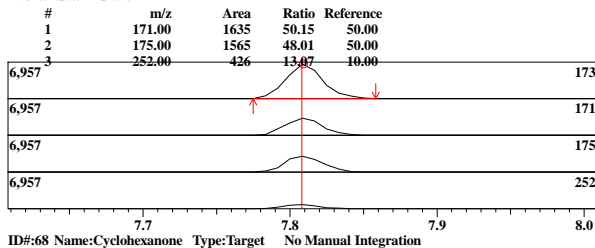
MassPeaks:61 RawMode:Averaged 7.600-7.650(1465-1477) BG Mode:None Group 1 - Event 1 Scan



ID#:67 Name:Bromoform Type:Target No Manual Integration

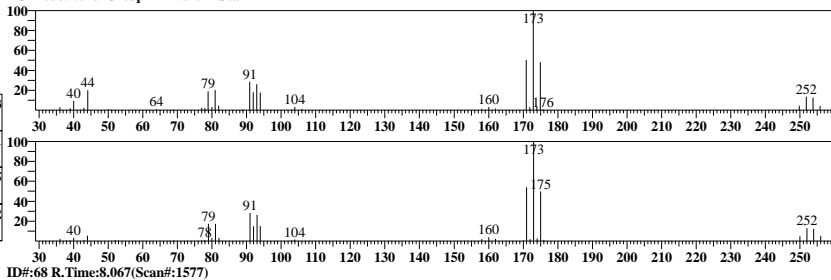
Mass:173.00 R.T:7.809 Area:11725 Conc:10.19925ppb

Event:1:Scan SI:96



ID#:67 R.Time:7.808(Scan#:1515)

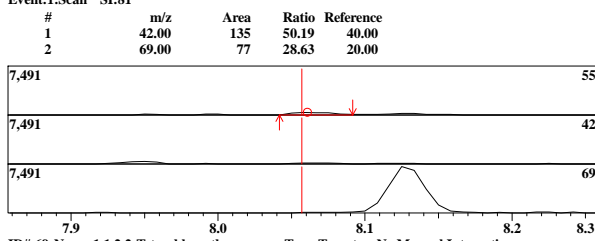
MassPeaks:36 RawMode:Averaged 7.783-7.833(1509-1521) BG Mode:None Group 1 - Event 1 Scan



ID#:68 Name:Cyclohexanone Type:Target No Manual Integration

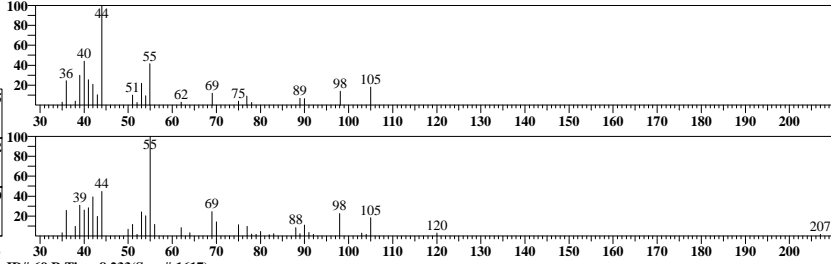
Mass:55.00 R.T:8.061 Area:860 Conc:10.94258ppb

Event:1:Scan SI:81



ID#:68 R.Time:8.067(Scan#:1577)

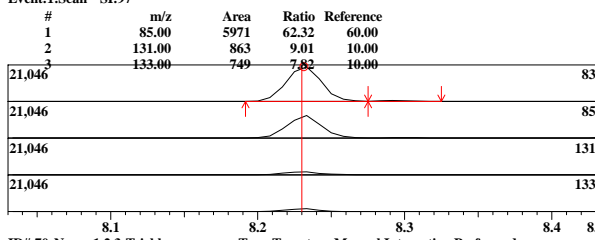
MassPeaks:23 RawMode:Averaged 8.042-8.083(1571-1581) BG Mode:None Group 1 - Event 1 Scan



ID#:69 Name:1,1,1,2,2-Tetrachloroethane Type:Target No Manual Integration

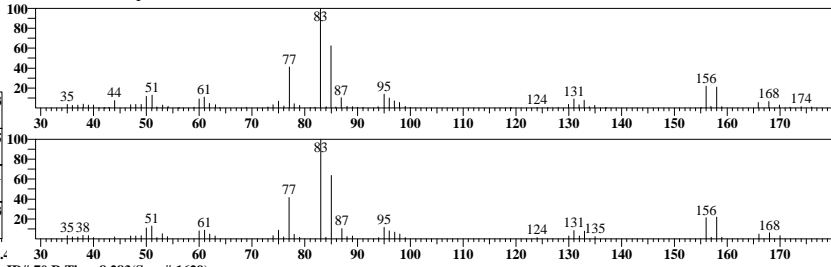
Mass:83.00 R.T:8.232 Area:34014 Conc:10.92403ppb

Event:1:Scan SI:97



ID#:69 R.Time:8.233(Scan#:1617)

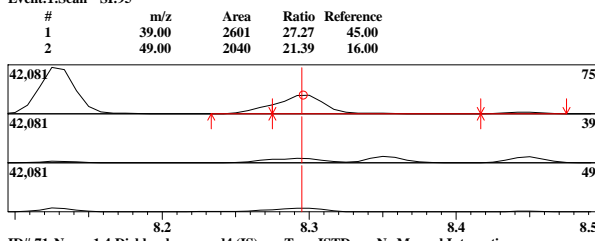
MassPeaks:73 RawMode:Averaged 8.208-8.258(1611-1623) BG Mode:None Group 1 - Event 1 Scan



ID#:70 Name:1,2,3-Trichloropropane Type:Target Manual Integration Performed Manual Reason: Split Peak ABO 02/08/22

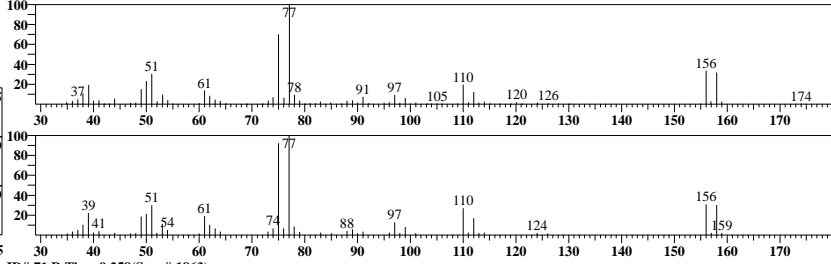
Mass:75.00 R.T:8.296 Area:30916 Conc:11.81962ppb

Event:1:Scan SI:95



ID#:70 R.Time:8.283(Scan#:1629)

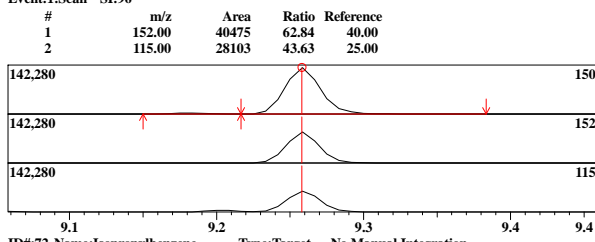
MassPeaks:77 RawMode:Averaged 8.275-8.325(1627-1639) BG Mode:None Group 1 - Event 1 Scan



ID#:71 Name:1,4-Dichlorobenzene-d4 (IS) Type:ISTD No Manual Integration

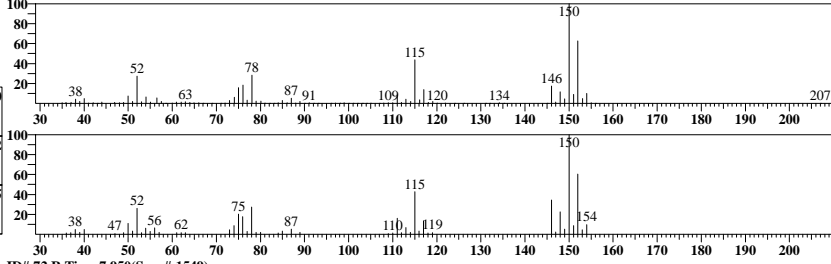
Mass:150.00 R.T:9.258 Area:232780 Conc:50.00000ppb

Event:1:Scan SI:96



ID#:71 R.Time:9.258(Scan#:1863)

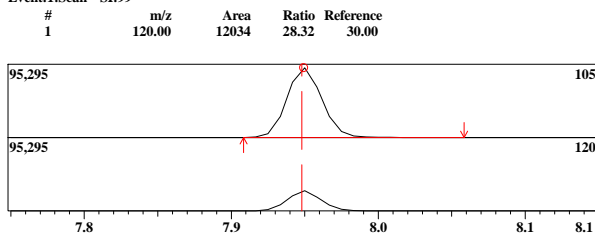
MassPeaks:98 RawMode:Averaged 9.233-9.283(1857-1869) BG Mode:None Group 1 - Event 1 Scan



ID#:72 Name:Isopropylbenzene Type:Target No Manual Integration

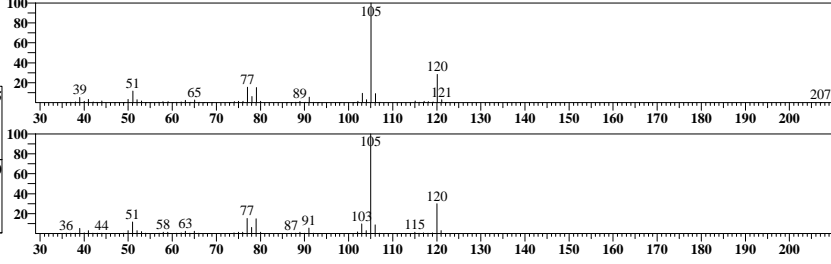
Mass:105.00 R.T:7.949 Area:152161 Conc:11.34491ppb

Event:1:Scan SI:99



ID#:72 R.Time:7.950(Scan#:1549)

MassPeaks:62 RawMode:Averaged 7.925-7.975(1543-1555) BG Mode:None Group 1 - Event 1 Scan

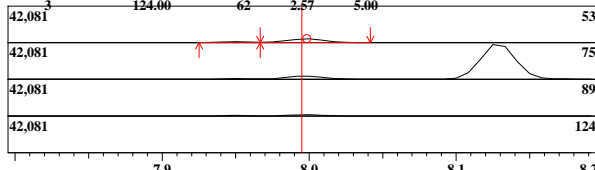


ID#:73 Name:Trans-1,4-Dichloro-2-butene Type:Target No Manual Integration

Mass:53.00 R.T:7.999 Area:8673 Conc:10.27412ppb

Event:1:Scan SI:95

#	m/z	Area	Ratio	Reference
1	75.00	1897	78.62	90.00
2	89.00	801	33.20	30.00
3	124.00	62	2.57	5.00

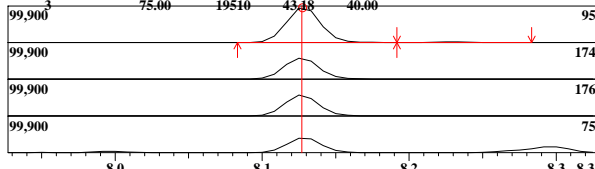


ID#:74 Name:Bromofluorobenzene Type:Surrogate/SMC No Manual Integration

Mass:95.00 R.T:8.128 Area:162011 Conc:51.17407ppb

Event:1:Scan SI:98

#	m/z	Area	Ratio	Reference
1	174.00	27678	61.26	50.00
2	176.00	26822	59.37	50.00
3	75.00	19510	43.48	40.00

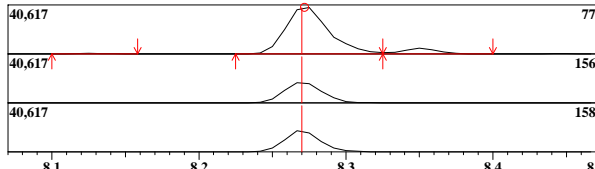


ID#:75 Name:Bromobenzene Type:Target No Manual Integration

Mass:77.00 R.T:8.272 Area:79758 Conc:10.96535ppb

Event:1:Scan SI:96

#	m/z	Area	Ratio	Reference
1	156.00	8831	40.84	40.00
2	158.00	8572	39.64	35.00

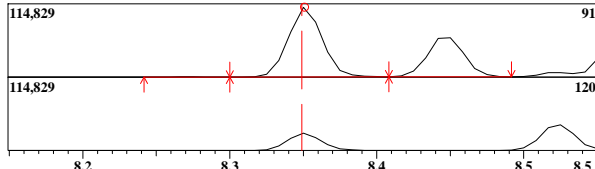


ID#:76 Name:n-Propylbenzene Type:Target No Manual Integration

Mass:91.00 R.T:8.351 Area:176581 Conc:10.85782ppb

Event:1:Scan SI:98

#	m/z	Area	Ratio	Reference
1	120.00	12477	25.03	20.00

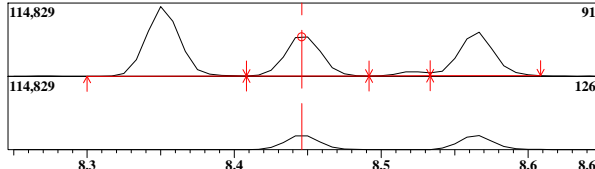


ID#:77 Name:2-Chlorotoluene Type:Target No Manual Integration

Mass:91.00 R.T:8.446 Area:108855 Conc:10.72595ppb

Event:1:Scan SI:98

#	m/z	Area	Ratio	Reference
1	126.00	10911	34.66	30.00

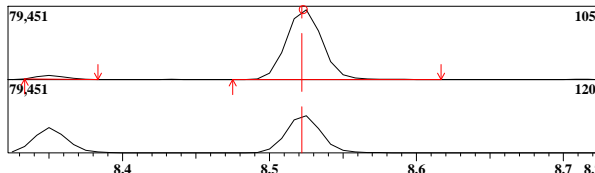


ID#:78 Name:1,3,5-Trimethylbenzene Type:Target No Manual Integration

Mass:105.00 R.T:8.523 Area:129815 Conc:11.14284ppb

Event:1:Scan SI:97

#	m/z	Area	Ratio	Reference
1	120.00	19308	52.83	50.00

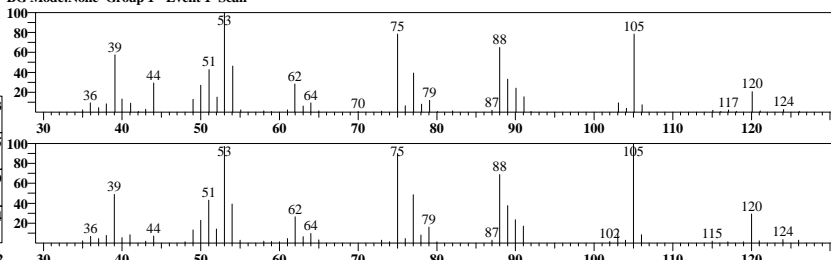


ID#:73 R.Time:8.000(Scan#:1561)

MassPeaks:51

RawMode:Averaged 7.975-8.025(1555-1567)

BG Mode:None Group 1 - Event 1 Scan

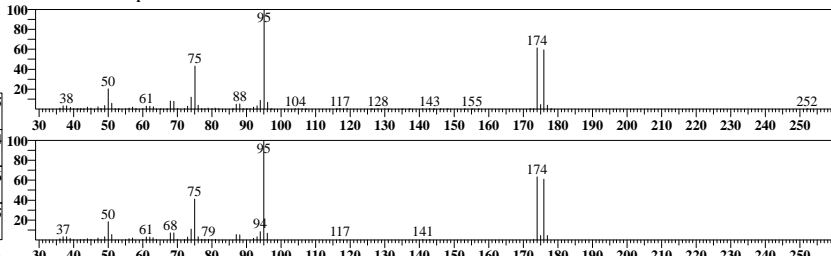


ID#:74 R.Time:8.125(Scan#:1591)

MassPeaks:84

RawMode:Averaged 8.100-8.150(1585-1597)

BG Mode:None Group 1 - Event 1 Scan

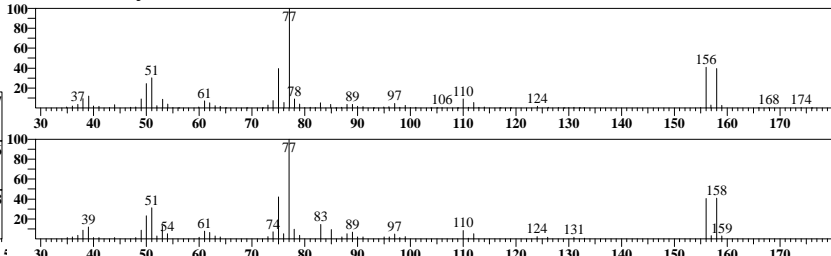


ID#:75 R.Time:8.275(Scan#:1627)

MassPeaks:81

RawMode:Averaged 8.250-8.300(1621-1633)

BG Mode:None Group 1 - Event 1 Scan




ID#:76 R.Time:8.350(Scan#:1645)

MassPeaks:67

RawMode:Averaged 8.325-8.375(1639-1651)

BG Mode:None Group 1 - Event 1 Scan

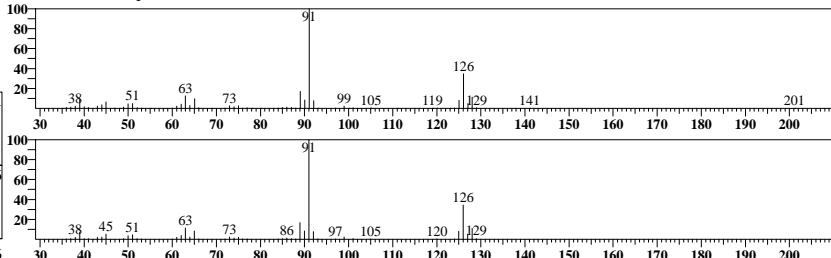


ID#:77 R.Time:8.450(Scan#:1669)

MassPeaks:61

RawMode:Averaged 8.425-8.475(1663-1675)

BG Mode:None Group 1 - Event 1 Scan

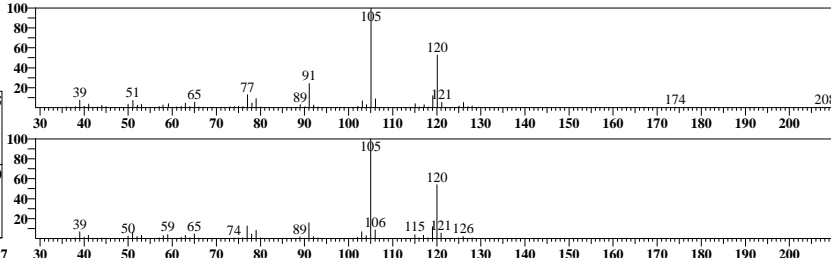


ID#:78 R.Time:8.525(Scan#:1687)

MassPeaks:79

RawMode:Averaged 8.500-8.550(1681-1693)

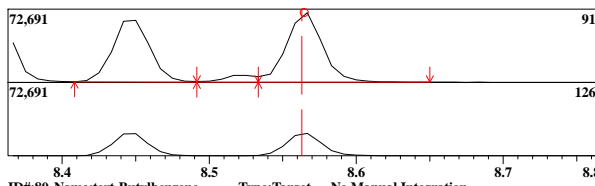
BG Mode:None Group 1 - Event 1 Scan



ID#:79 Name:4-Chlorotoluene Type:Target No Manual Integration

Mass:91.00 R.T:8.565 Area:116577 Conc:11.12912ppb
Event:1:Scan SI:96

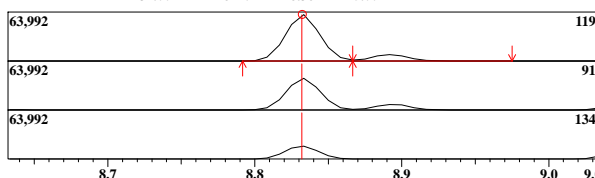
#	m/z	Area	Ratio	Reference
1	126.00	10779	32.53	30.00



ID#:80 Name:tert-Butylbenzene Type:Target No Manual Integration

Mass:119.00 R.T:8.833 Area:101206 Conc:10.94480ppb
Event:1:Scan SI:98

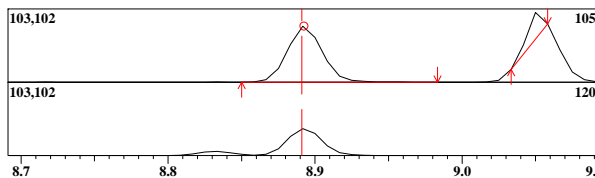
#	m/z	Area	Ratio	Reference
1	91.00	19602	68.54	70.00
2	134.00	8110	28.36	25.00



ID#:81 Name:1,2,4-Trimethylbenzene Type:Target No Manual Integration

Mass:105.00 R.T:8.893 Area:131755 Conc:11.46201ppb
Event:1:Scan SI:98

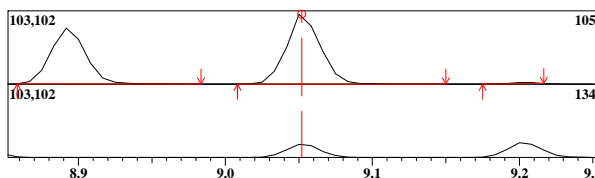
#	m/z	Area	Ratio	Reference
1	120.00	18029	48.91	45.00



ID#:82 Name:sec-Butylbenzene Type:Target No Manual Integration

Mass:105.00 R.T:9.052 Area:159751 Conc:11.43769ppb
Event:1:Scan SI:99

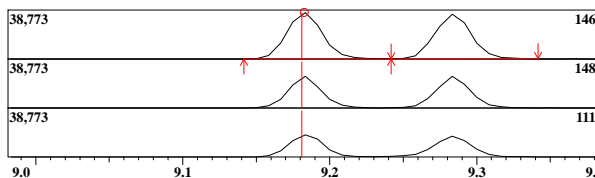
#	m/z	Area	Ratio	Reference
1	134.00	8875	19.79	20.00



ID#:83 Name:1,3-Dichlorobenzene Type:Target No Manual Integration

Mass:146.00 R.T:9.183 Area:63026 Conc:11.15934ppb
Event:1:Scan SI:96

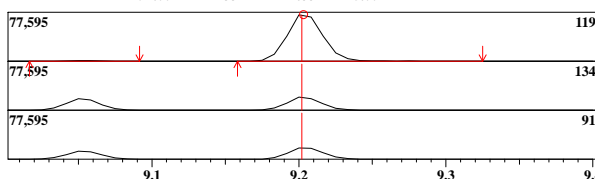
#	m/z	Area	Ratio	Reference
1	148.00	11177	63.03	60.00
2	111.00	8284	46.71	45.00



ID#:84 Name:p-iso-Propyltoluene Type:Target No Manual Integration

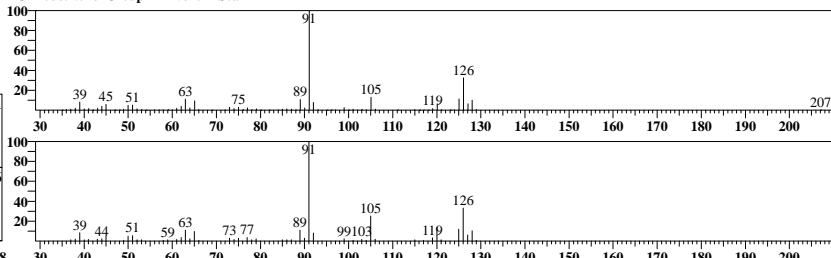
Mass:119.00 R.T:9.203 Area:129479 Conc:11.50148ppb
Event:1:Scan SI:97

#	m/z	Area	Ratio	Reference
1	134.00	9902	27.69	30.00
2	91.00	8821	24.66	25.00



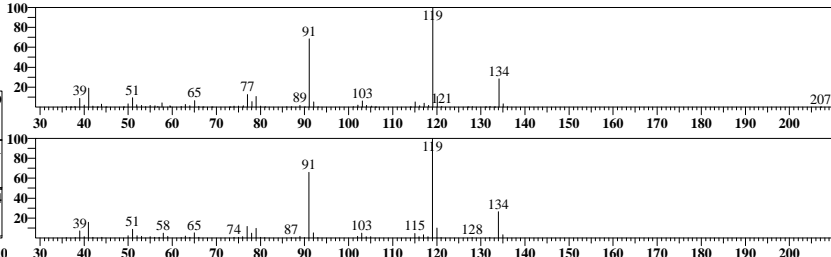
ID#:79 R.Time:8.567(Scan#:1697)

MassPeaks:78
RawMode:Averaged 8.542-8.592(1691-1703)
BG Mode:None Group 1 - Event 1 Scan



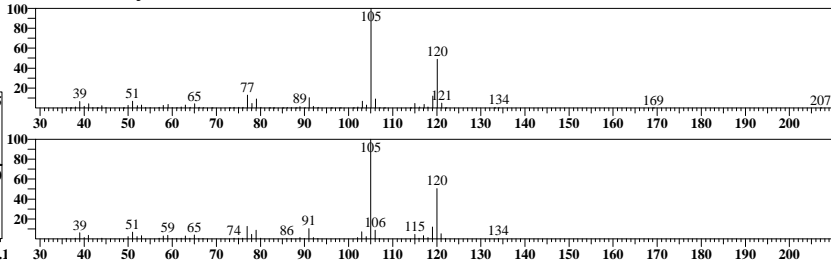
ID#:80 R.Time:8.833(Scan#:1761)

MassPeaks:68
RawMode:Averaged 8.808-8.858(1755-1767)
BG Mode:None Group 1 - Event 1 Scan



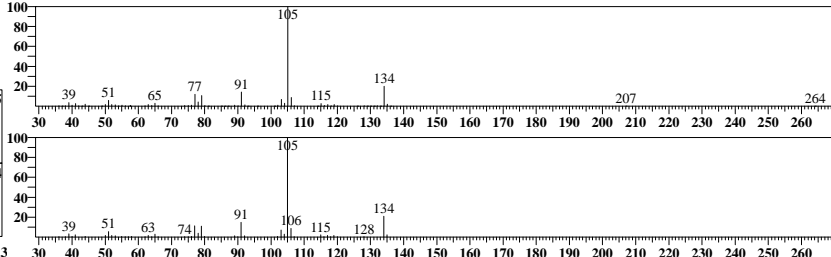
ID#:81 R.Time:8.892(Scan#:1775)

MassPeaks:71
RawMode:Averaged 8.867-8.917(1769-1781)
BG Mode:None Group 1 - Event 1 Scan



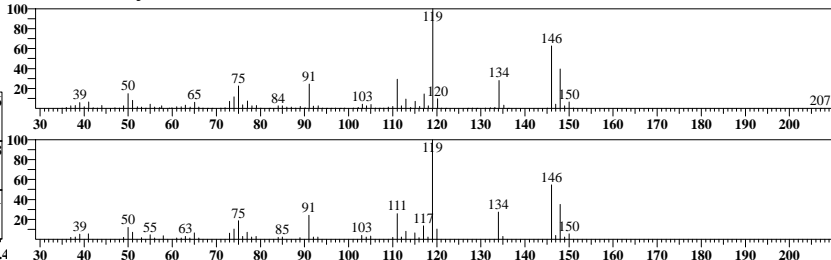
ID#:82 R.Time:9.050(Scan#:1813)

MassPeaks:68
RawMode:Averaged 9.025-9.075(1807-1819)
BG Mode:None Group 1 - Event 1 Scan



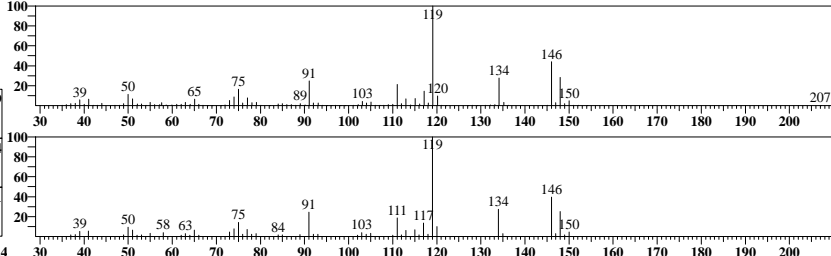
ID#:83 R.Time:9.200(Scan#:1849)

MassPeaks:99
RawMode:Averaged 9.158-9.208(1839-1851)
BG Mode:None Group 1 - Event 1 Scan



ID#:84 R.Time:9.200(Scan#:1849)

MassPeaks:101
RawMode:Averaged 9.175-9.225(1843-1855)
BG Mode:None Group 1 - Event 1 Scan

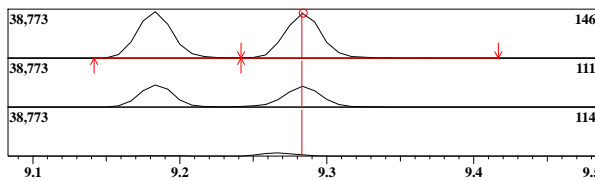


ID#:85 Name:1,4-Dichlorobenzene Type:Target No Manual Integration

Mass:146.00 R.T:9.284 Area:63848 Conc:10.94654ppb

Event:1:Scan SI:93

#	m/z	Area	Ratio	Reference
1	111.00	8362	47.71	44.00
2	114.00	1206	6.88	2.00

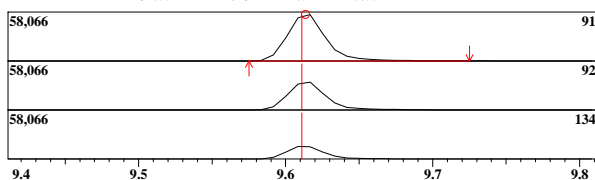


ID#:86 Name:n-Butylbenzene Type:Target No Manual Integration

Mass:91.00 R.T:9.614 Area:101554 Conc:10.46648ppb

Event:1:Scan SI:95

#	m/z	Area	Ratio	Reference
1	92.00	16655	60.20	60.00
2	134.00	7613	27.52	25.00

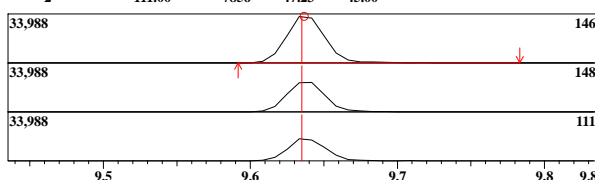


ID#:87 Name:1,2-Dichlorobenzene Type:Target No Manual Integration

Mass:146.00 R.T:9.637 Area:61252 Conc:11.32486ppb

Event:1:Scan SI:98

#	m/z	Area	Ratio	Reference
1	148.00	10678	64.19	60.00
2	111.00	7856	47.23	45.00

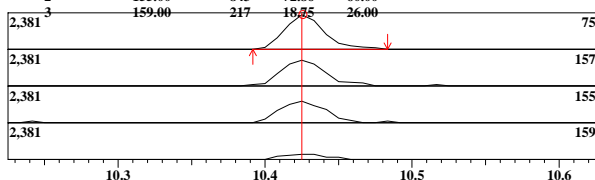


ID#:88 Name:1,2-Dibromo-3-chloropropane Type:Target No Manual Integration

Mass:75.00 R.T:10.426 Area:4304 Conc:11.09021ppb

Event:1:Scan SI:91

#	m/z	Area	Ratio	Reference
1	157.00	944	81.59	80.00
2	155.00	843	72.86	60.00
3	159.00	217	18.55	26.00

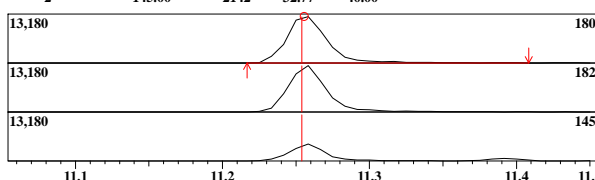


ID#:89 Name:1,2,4-Trichlorobenzene Type:Target No Manual Integration

Mass:180.00 R.T:11.256 Area:24760 Conc:10.71048ppb

Event:1:Scan SI:97

#	m/z	Area	Ratio	Reference
1	182.00	6108	93.45	90.00
2	145.00	2142	32.77	40.00

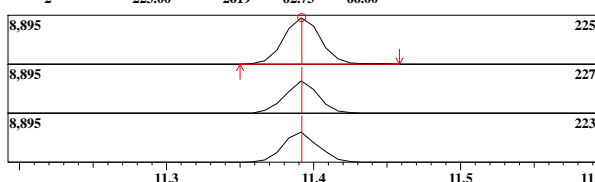


ID#:90 Name:Hexachlorobutadiene Type:Target No Manual Integration

Mass:225.00 R.T:11.392 Area:15019 Conc:11.16087ppb

Event:1:Scan SI:97

#	m/z	Area	Ratio	Reference
1	227.00	2665	63.83	66.00
2	223.00	2619	62.73	66.00

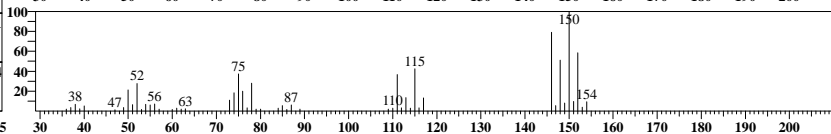
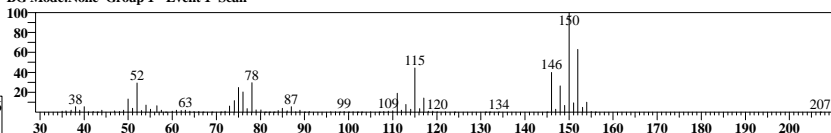


ID#:85 R.Time:9.267(Scan#:1865)

MassPeaks:93

RawMode:Averaged 9.258-9.308(1863-1875)

BG Mode:None Group 1 - Event 1 Scan


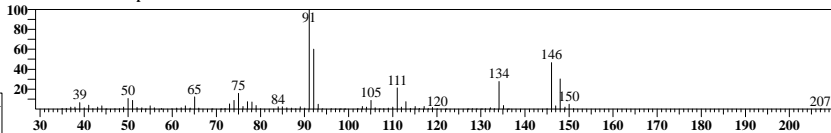


ID#:86 R.Time:9.617(Scan#:1949)

MassPeaks:94

RawMode:Averaged 9.592-9.642(1943-1955)

BG Mode:None Group 1 - Event 1 Scan

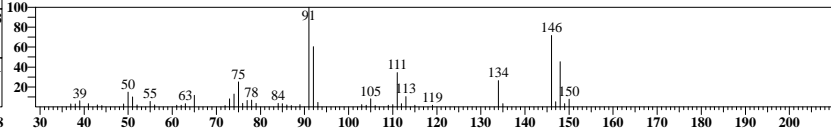
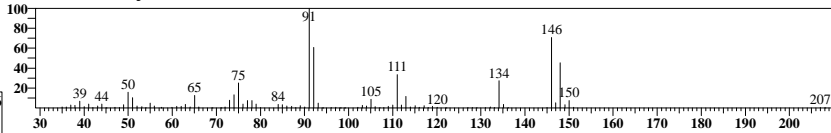


ID#:87 R.Time:9.617(Scan#:1949)

MassPeaks:94

RawMode:Averaged 9.608-9.658(1947-1959)

BG Mode:None Group 1 - Event 1 Scan


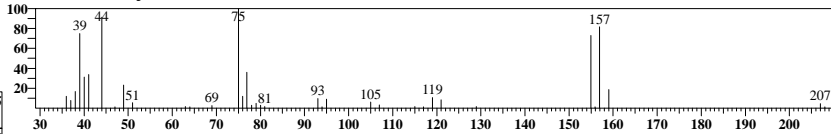


ID#:88 R.Time:10.425(Scan#:2143)

MassPeaks:36

RawMode:Averaged 10.400-10.450(2137-2149)

BG Mode:None Group 1 - Event 1 Scan

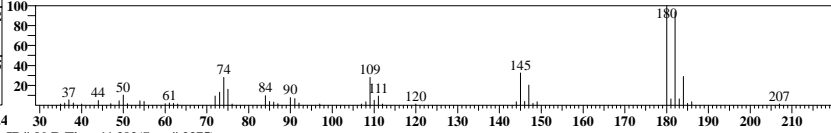
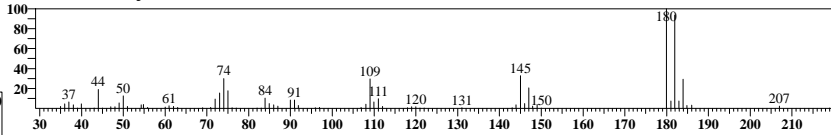


ID#:89 R.Time:11.258(Scan#:2343)

MassPeaks:69

RawMode:Averaged 11.233-11.283(2337-2349)

BG Mode:None Group 1 - Event 1 Scan

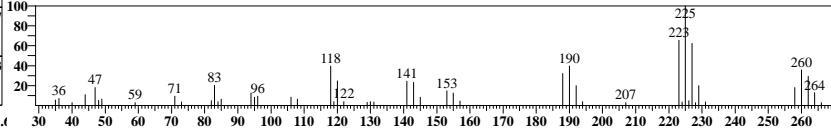
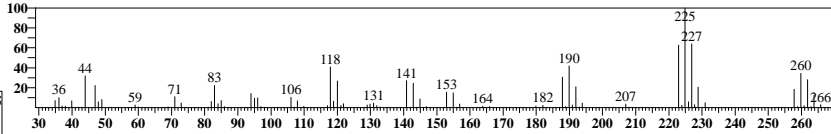


ID#:90 R.Time:11.392(Scan#:2375)

MassPeaks:87

RawMode:Averaged 11.367-11.417(2369-2381)

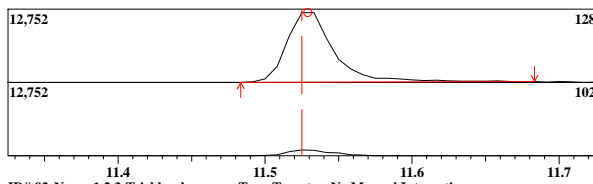
BG Mode:None Group 1 - Event 1 Scan



ID#:91 Name:Naphthalene Type:Target No Manual Integration

Mass:128.00 R.T:11.529 Area:27294 Conc:9.69113ppb

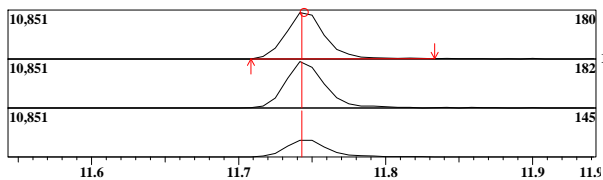
#	m/z	Area	Ratio	Reference
1	102.00	599	8.78	2.00



ID#:92 Name:1,2,3-Trichlorobenzene Type:Target No Manual Integration

Mass:180.00 R.T:11.745 Area:19439 Conc:10.24300ppb

#	m/z	Area	Ratio	Reference
1	182.00	5183	98.28	90.00
2	145.00	2029	38.47	40.00

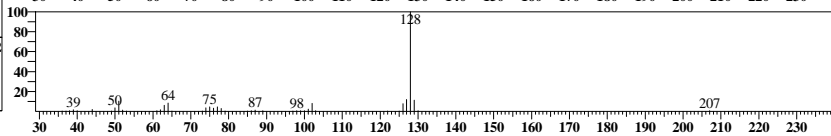



ID#:91 R.Time:11.533(Scan#:2409)

MassPeaks:39

RawMode:Averaged 11.500-11.550(2401-2413)

BG Mode:None Group 1 - Event 1 Scan

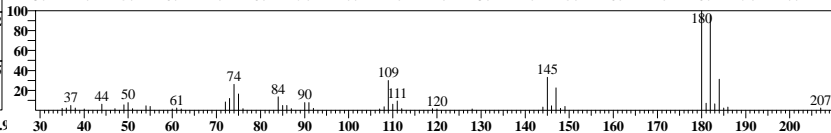
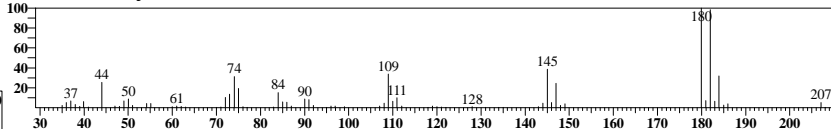


ID#:92 R.Time:11.742(Scan#:2459)

MassPeaks:70

RawMode:Averaged 11.717-11.767(2453-2465)

BG Mode:None Group 1 - Event 1 Scan



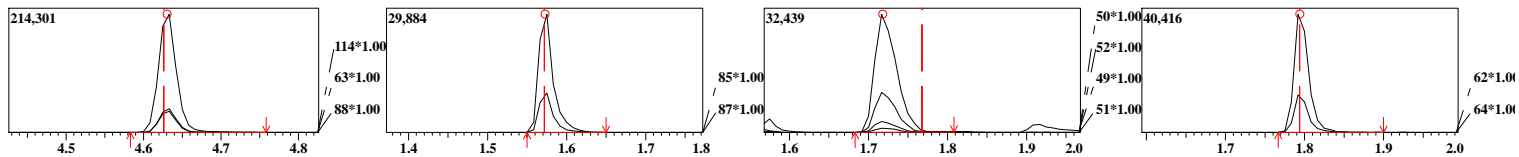
Before Manual Integrations

Analyst: ABO
Method: 8260C
Sample ID: ICAL3
Date: 1/10/2022
Time: 15:46:11
Dilution: 1

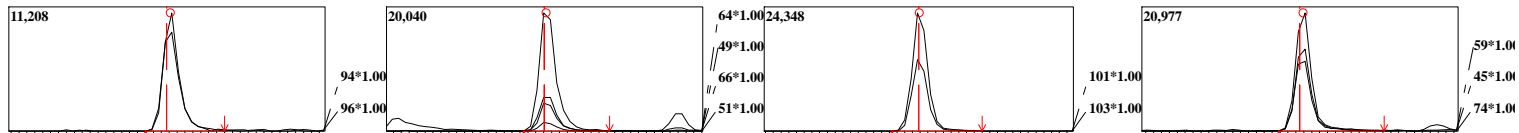
Instr: J1A Trace Number:
Batch:

Data File: C:\GCMSsolution\Data\220110A018.qgd
Method File: C:\GCMSsolution\Data\8260-W-211121A.qgm
Sample Name: ICAL3

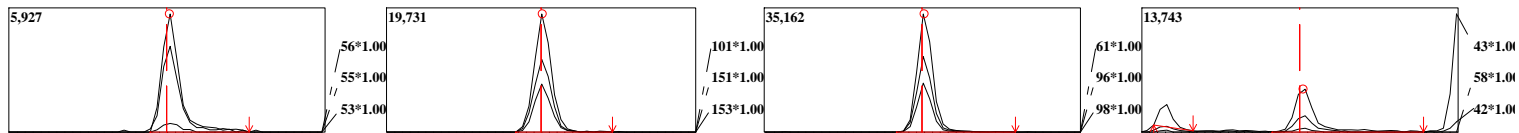
ID#:1 Mass:114.00 R.T:4.631 Area:333690 Conc:50.00000ppm	Name:1,4-Difluorobenzene (IS) Type:ISTD	ID#:2 Mass:85.00 R.T:1.573 Area:37276 Conc:18.90488ppm	Name:Dichlorodifluoromethane Type:Target	ID#:3 Mass:50.00 R.T:1.718 Area:59773 Conc:19.31492ppm	Name:Chloromethane Type:Target	ID#:4 Mass:62.00 R.T:1.794 Area:50800 Conc:12.27762ppm	Name:Vinyl Chloride Type:Target
--	--	--	---	--	-----------------------------------	--	------------------------------------



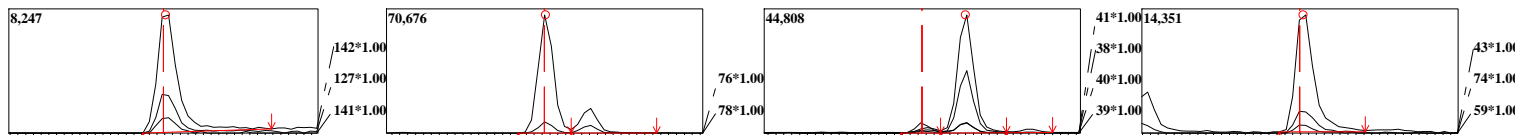
ID#:5 Mass:94.00 R.T:2.032 Area:15204 Conc:18.88614ppm	Name:Bromomethane Type:Target	ID#:6 Mass:64.00 R.T:2.103 Area:29442 Conc:12.66606ppm	Name:Chloroethane Type:Target	ID#:7 Mass:101.00 R.T:2.269 Area:33170 Conc:12.65463ppm	Name:Trichlorofluoromethane Type:Target	ID#:8 Mass:59.00 R.T:2.439 Area:28768 Conc:9.84515ppm	Name:Diethyl Ether Type:Target
--	----------------------------------	--	----------------------------------	---	--	---	-----------------------------------



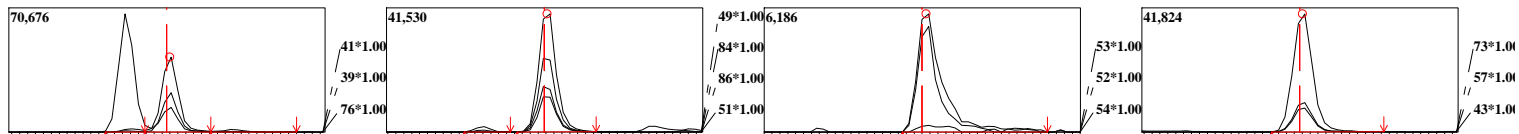
ID#:9 Mass:56.00 R.T:2.532 Area:8842 Conc:52.93702ppm	Name:Acrolein Type:Target	ID#:10 Mass:101.00 R.T:2.601 Area:29509 Conc:11.17651ppm	Name:1,1,2-Trichlorotrifluoroethane Type:Target	ID#:11 Mass:61.00 R.T:2.610 Area:46658 Conc:10.20851ppm	Name:1,1-Dichloroethene Type:Target	ID#:12 Mass:43.00 R.T:2.614 Area:8907 Conc:8.62464ppm	Name:Acetone Type:Target
---	------------------------------	--	--	---	--	---	-----------------------------



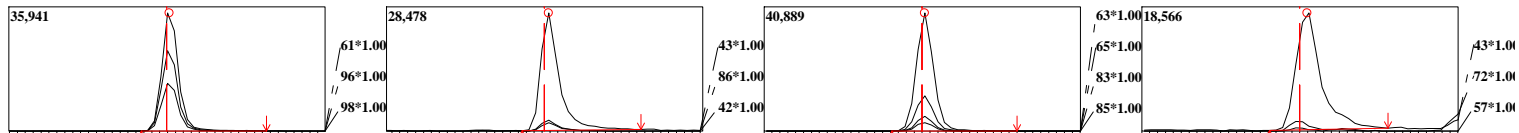
ID#:13 Mass:142.00 R.T:2.721 Area:14947 Conc:19.35918ppm	Name:Idomethane Type:Target	ID#:14 Mass:76.00 R.T:2.784 Area:92219 Conc:10.37759ppm	Name:Carbon Disulfide Type:Target	ID#:15 Mass:41.00 R.T:2.840 Area:61697 Conc:139.21847ppm	Name:Acetonitrile Type:Target	ID#:16 Mass:43.00 R.T:2.813 Area:22948 Conc:7.36012ppm	Name:Methyl Acetate Type:Target
--	--------------------------------	---	--------------------------------------	--	----------------------------------	--	------------------------------------



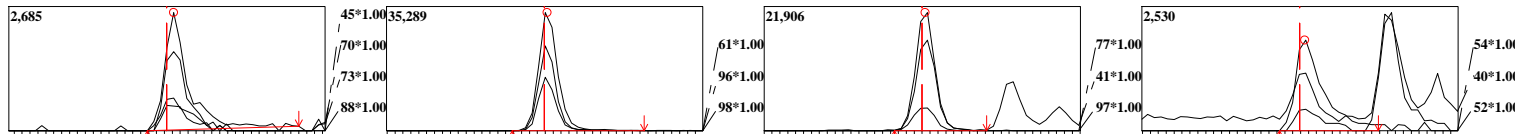
ID#:17 Mass:41.00 R.T:2.840 Area:62225 Conc:10.83929ppm	Name:Allyl Chloride(3-Chloroprene) Type:Target	ID#:18 Mass:49.00 R.T:2.921 Area:63357 Conc:11.75760ppm	Name:Methylene Chloride Type:Target	ID#:19 Mass:53.00 R.T:3.055 Area:13448 Conc:7.17056ppm	Name:Acrylonitrile Type:Target	ID#:20 Mass:73.00 R.T:3.081 Area:70329 Conc:9.42319ppm	Name:MTBE Type:Target
---	---	---	--	--	-----------------------------------	--	--------------------------



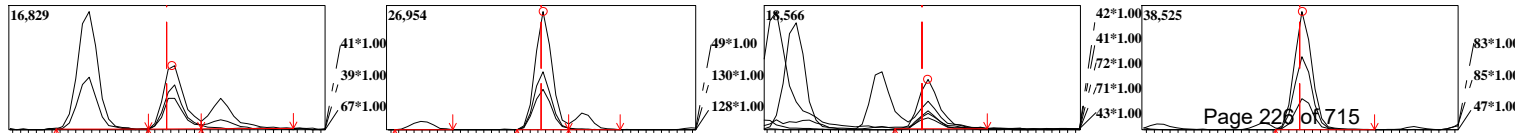
ID#:21 Mass:61.00 R.T:3.102 Area:50415 Conc:10.62119ppm	Name:trans-1,2-Dichloroethene Type:Target	ID#:22 Mass:43.00 R.T:3.358 Area:43663 Conc:14.64228ppm	Name:Vinyl Acetate Type:Target	ID#:23 Mass:63.00 R.T:3.383 Area:59654 Conc:10.76263ppm	Name:1,1-Dichloroethane Type:Target	ID#:24 Mass:43.00 R.T:3.739 Area:38755 Conc:7.37564ppm	Name:2-Butanone(MEK) Type:Target
---	--	---	-----------------------------------	---	--	--	-------------------------------------

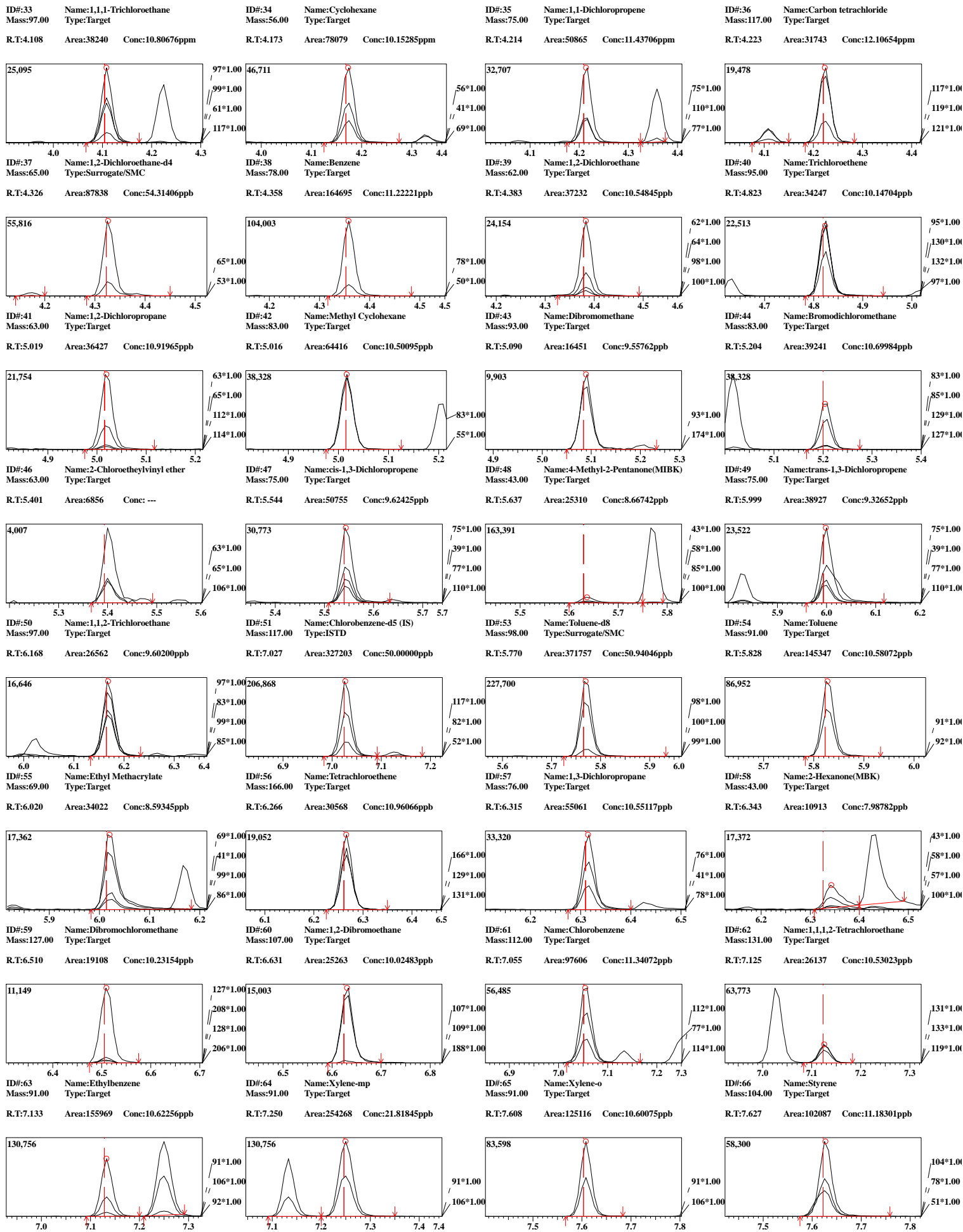


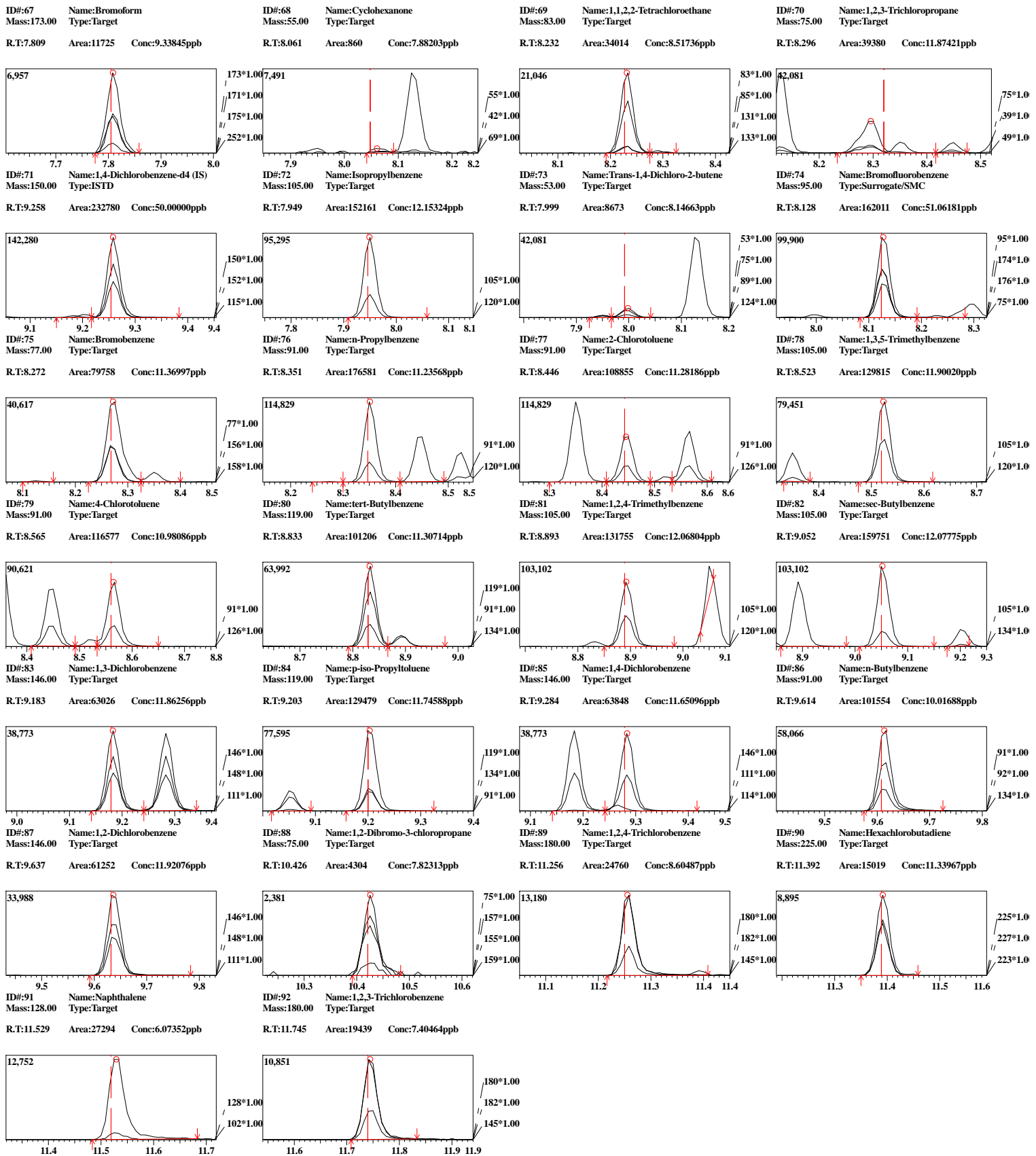
ID#:25 Mass:45.00 R.T:3.742 Area:5256 Conc:8.76167ppm	Name:Ethyl Acetate Type:Target	ID#:26 Mass:61.00 R.T:3.752 Area:57321 Conc:8.83222ppm	Name:cis-1,2-Dichloroethene Type:Target	ID#:27 Mass:77.00 R.T:3.764 Area:36361 Conc:10.47341ppm	Name:2,2-Dichloropropane Type:Target	ID#:28 Mass:54.00 R.T:3.765 Area:4674 Conc:7.08701ppm	Name:Propionitrile(Ethyl cyanide) Type:Target
---	-----------------------------------	--	--	---	---	---	--



ID#:29 Mass:41.00 R.T:3.872 Area:15860 Conc:7.50478ppm	Name:Methacrylonitrile Type:Target	ID#:30 Mass:49.00 R.T:3.917 Area:39272 Conc:10.98275ppm	Name:Bromochloromethane Type:Target	ID#:31 Mass:42.00 R.T:3.933 Area:13752 Conc:3.64841ppm	Name:Tetrahydrofuran Type:Target	ID#:32 Mass:83.00 R.T:3.968 Area:57821 Conc:11.37372ppm	Name:Chloroform Type:Target
--	---------------------------------------	---	--	--	-------------------------------------	---	--------------------------------







Analyst: ABO Instrument: J1A Trace Number: VOC-B012-F29T

Method: 8260B/C/D

Batch:

Sample ID: ICAL4

Data File: C:\GCMSsolution\Archived Data\2022\01-JAN\220110after\220110A019.qgd

Date: 1/10/2022

Method File: C:\GCMSsolution\Data\8260-W-220110A.qgm

Time: 16:10:28

Sample Name: ICAL4

Dilution: 1

Internal Standard

ID#	Name	Mass	Time	Area	Conc.
1	1,4-Difluorobenzene (IS)	114.00	4.63	352791	50.00
51	Chlorobenzene-d5 (IS)	117.00	7.03	337702	50.00
71	1,4-Dichlorobenzene-d4 (IS)	150.00	9.26	237294	50.00

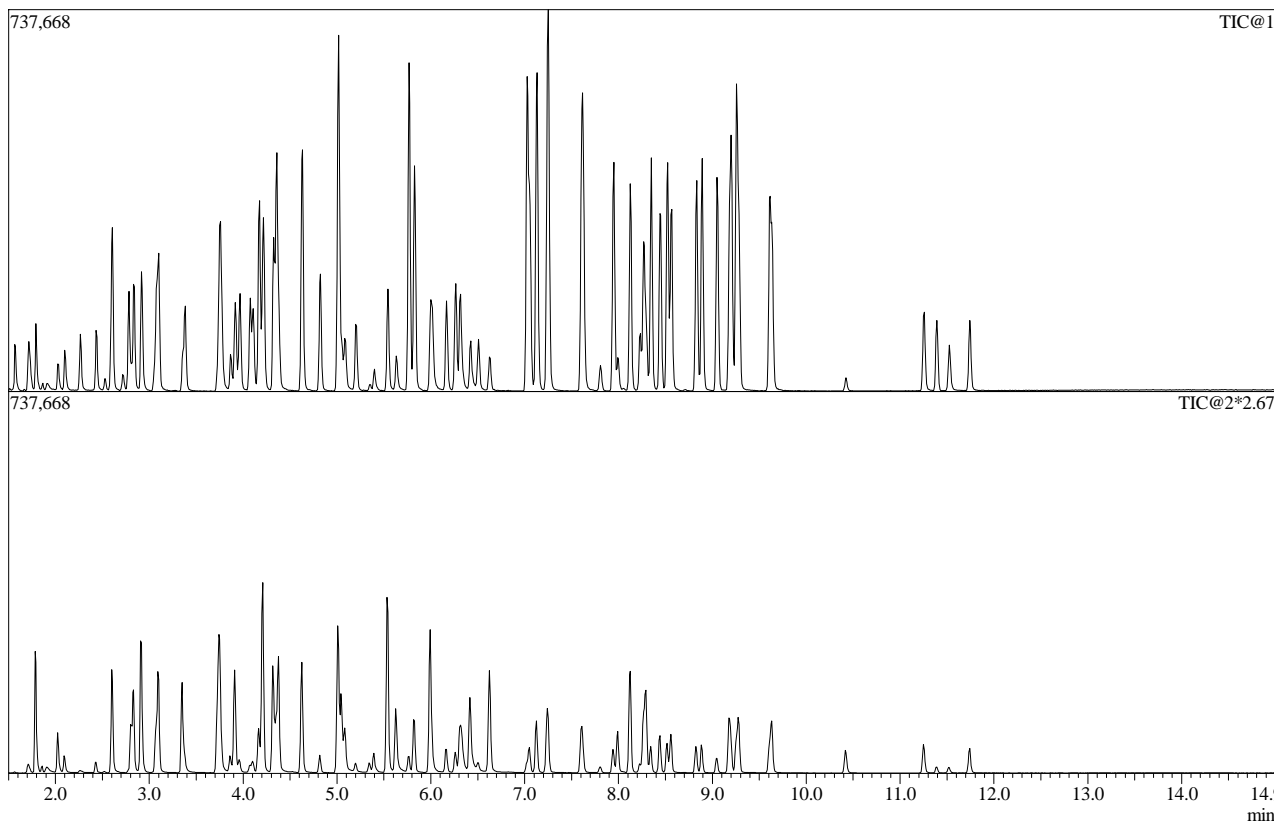
Surrogate

ID#	Name	Mass	Time	Area	Conc.
37	1,2-Dichloroethane-d4	65.00	4.33	89275	49.60
53	Toluene-d8	98.00	5.77	391226	50.67
74	Bromofluorobenzene	95.00	8.13	164154	50.86

Target

ID#	Name	Mass	Time	Area	Conc.
2	Dichlorodifluoromethane	85.00	1.57	72378	20.37
3	Chloromethane	50.00	1.72	116875	20.04
4	Vinyl Chloride	62.00	1.79	100060	20.13
5	Bromomethane	94.00	2.03	32532	21.56
6	Chloroethane	64.00	2.10	58965	20.40
7	Trichlorofluoromethane	101.00	2.27	63947	20.47
8	Diethyl Ether	59.00	2.44	56032	19.99
9	Acrolein	56.00	2.53	17926	98.33
10	1,1,2-Trichlorotrifluoroethane	101.00	2.60	57842	20.46
11	1,1-Dichloroethene	61.00	2.61	91909	20.00
12	Acetone	43.00	2.61	16259	19.86
13	Idomethane	142.00	2.72	33696	19.05
14	Carbon Disulfide	76.00	2.78	188089	20.77
15	Acetonitrile	41.00	2.79	6658	19.79
16	Methyl Acetate	43.00	2.81	48583	20.29
17	Allyl Chloride(3-Chloroprene)	41.00	2.84	129006	21.23
18	Methylene Chloride	49.00	2.92	123877	20.85
19	Acrylonitrile	53.00	3.05	25123	19.06
20	MTBE	73.00	3.08	142639	20.78
21	trans-1,2-Dichloroethene	61.00	3.10	100894	20.53
22	Vinyl Acetate	43.00	3.36	90981	21.44
23	1,1-Dichloroethane	63.00	3.38	121142	20.59
24	2-Butanone(MEK)	43.00	3.73	83035	20.13
25	Ethyl Acetate	45.00	3.74	9099	19.18
26	cis-1,2-Dichloroethene	61.00	3.75	115246	20.17
27	2,2-Dichloropropane	77.00	3.76	77735	21.40
28	Propionitrile(Ethyl cyanide)	54.00	3.76	8482	20.19
29	Methacrylonitrile	41.00	3.87	32537	20.32
30	Bromochloromethane	49.00	3.92	79926	20.95
31	Tetrahydrofuran	42.00	3.93	22676	19.64
32	Chloroform	83.00	3.97	114140	20.52
33	1,1,1-Trichloroethane	97.00	4.11	77423	20.09
34	Cyclohexane	56.00	4.17	156764	20.39
35	1,1-Dichloropropene	75.00	4.21	101463	20.81
36	Carbon tetrachloride	117.00	4.22	63835	20.69
38	Benzene	78.00	4.36	324951	20.46
39	1,2-Dichloroethane	62.00	4.38	72581	19.45
40	Trichloroethene	95.00	4.82	69587	20.62
41	1,2-Dichloropropane	63.00	5.02	72038	20.52
42	Methyl Cyclohexane	83.00	5.02	134693	21.18
43	Dibromomethane	93.00	5.09	33195	20.71
44	Bromodichloromethane	83.00	5.20	80795	20.44
45	2-Nitropropane	43.00	5.35	8270	19.85
46	2-Chloroethylvinyl ether	63.00	5.40	15255	20.40
47	cis-1,3-Dichloropropene	75.00	5.54	111750	21.31
48	4-Methyl-2-Pentanone(MIBK)	43.00	5.63	51952	20.15
49	trans-1,3-Dichloropropene	75.00	6.00	79340	20.54
50	1,1,2-Trichloroethane	97.00	6.17	52682	20.22
52	1,4-Dioxane	88.00	5.06	820	20.10
54	Toluene	91.00	5.83	290713	20.59
55	Ethyl Methacrylate	69.00	6.02	69402	20.65

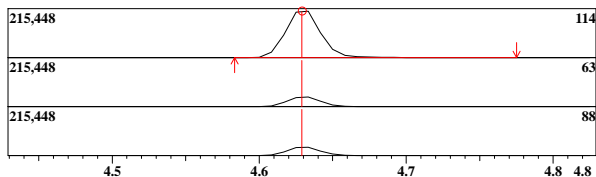
ID#	Name	Mass	Time	Area	Conc.
56	Tetrachloroethene	166.00	6.26	61109	20.93
57	1,3-Dichloropropane	76.00	6.31	108708	20.88
58	2-Hexanone(MBK)	43.00	6.33	26774	20.21
59	Dibromochloromethane	127.00	6.51	38350	21.39
60	1,2-Dibromoethane	107.00	6.63	49262	21.43
61	Chlorobenzene	112.00	7.05	196503	21.01
62	1,1,1,2-Tetrachloroethane	131.00	7.13	54275	21.36
63	Ethylbenzene	91.00	7.13	316494	20.88
64	Xylene-mp	91.00	7.25	515503	41.22
65	Xylene-o	91.00	7.61	253570	20.79
66	Styrene	104.00	7.62	209183	21.83
67	Bromoform	173.00	7.81	22998	19.38
68	Cyclohexanone	55.00	8.06	1842	19.52
69	1,1,2,2-Tetrachloroethane	83.00	8.23	64926	20.20
70	1,2,3-Trichloropropane	75.00	8.29	55418	21.03
72	Isopropylbenzene	105.00	7.95	303127	22.17
73	Trans-1,4-Dichloro-2-butene	53.00	7.99	18056	20.56
75	Bromobenzene	77.00	8.27	155154	20.93
76	n-Propylbenzene	91.00	8.35	355032	21.42
77	2-Chlorotoluene	91.00	8.45	222996	21.55
78	1,3,5-Trimethylbenzene	105.00	8.52	260037	21.90
79	4-Chlorotoluene	91.00	8.56	228580	21.41
80	tert-Butylbenzene	119.00	8.83	206952	21.95
81	1,2,4-Trimethylbenzene	105.00	8.89	259208	22.12
82	sec-Butylbenzene	105.00	9.05	313020	21.98
83	1,3-Dichlorobenzene	146.00	9.18	121530	21.11
84	p-iso-Propyltoluene	119.00	9.20	257057	22.40
85	1,4-Dichlorobenzene	146.00	9.28	124445	20.93
86	n-Butylbenzene	91.00	9.61	210317	20.81
87	1,2-Dichlorobenzene	146.00	9.64	115919	21.02
88	1,2-Dibromo-3-chloropropane	75.00	10.42	7678	19.41
89	1,2,4-Trichlorobenzene	180.00	11.25	51375	20.77
90	Hexachlorobutadiene	225.00	11.39	29800	21.72
91	Naphthalene	128.00	11.53	78861	19.44
92	1,2,3-Trichlorobenzene	180.00	11.74	45506	20.77



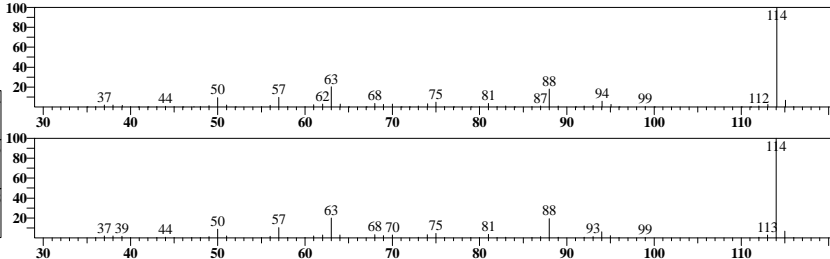
ID#1 Name:1,4-Difluorobenzene (IS) Type:ISTD No Manual Integration

Mass:114.00 R.T:4.629 Area:352791 Conc:50.00000ppm

#	m/z	Area	Ratio	Reference
1	63.00	19992	20.38	23.00
2	88.00	17752	18.10	20.00



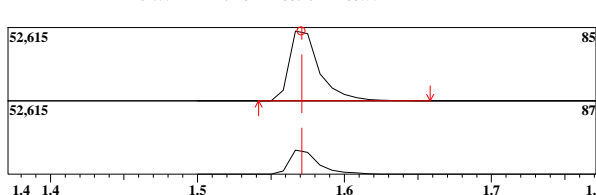
ID#1 R.Time:4.633(Scan#:753) MassPeaks:64 RawMode:Averaged 4.608-4.658(747-759) BG Mode:None Group 1 - Event 1 Scan



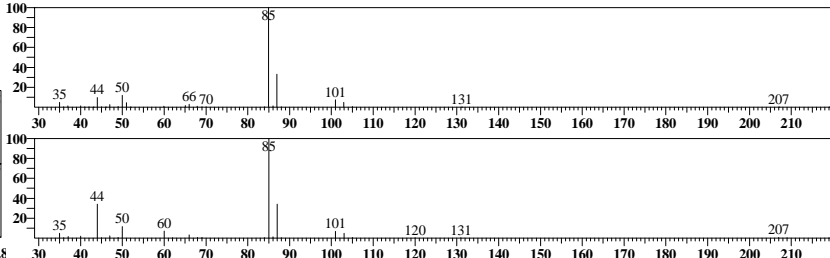
ID#2 Name:Dichlorodifluoromethane Type:Target No Manual Integration

Mass:85.00 R.T:1.571 Area:72378 Conc:20.37095ppm

#	m/z	Area	Ratio	Reference
1	87.00	6423	33.26	33.00



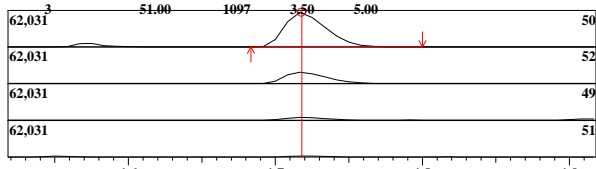
ID#2 R.Time:1.567(Scan#:17) MassPeaks:32 RawMode:Averaged 1.542-1.592(11-23) BG Mode:None Group 1 - Event 1 Scan



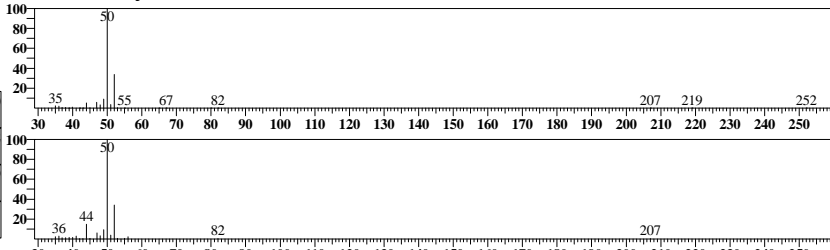
ID#3 Name:Chloromethane Type:Target No Manual Integration

Mass:50.00 R.T:1.718 Area:116875 Conc:20.04212ppm

#	m/z	Area	Ratio	Reference
1	52.00	10551	33.62	30.00
2	49.00	2783	8.87	10.00
3	51.00	1097	3.50	5.00



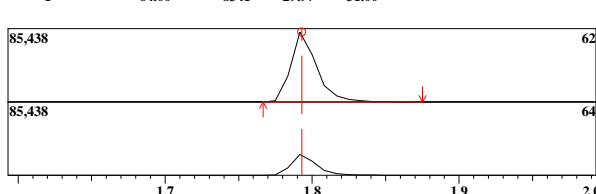
ID#3 R.Time:1.717(Scan#:53) MassPeaks:25 RawMode:Averaged 1.692-1.742(47-59) BG Mode:None Group 1 - Event 1 Scan



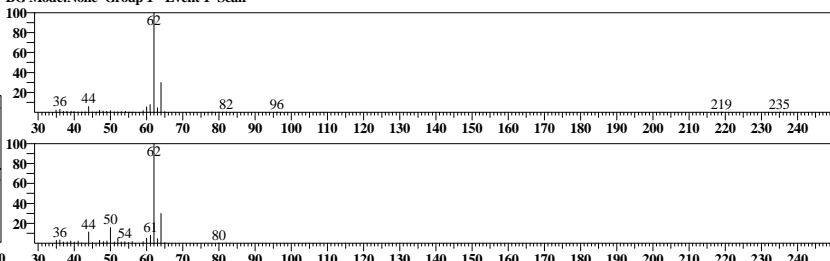
ID#4 Name:Vinyl Chloride Type:Target No Manual Integration

Mass:62.00 R.T:1.793 Area:100060 Conc:20.12552ppm

#	m/z	Area	Ratio	Reference
1	64.00	8341	29.97	31.00



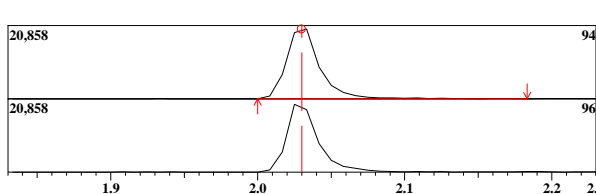
ID#4 R.Time:1.792(Scan#:71) MassPeaks:37 RawMode:Averaged 1.767-1.817(65-77) BG Mode:None Group 1 - Event 1 Scan




ID#5 Name:Bromomethane Type:Target No Manual Integration

Mass:94.00 R.T:2.030 Area:32532 Conc:21.55524ppm

#	m/z	Area	Ratio	Reference
1	96.00	8138	92.98	95.00



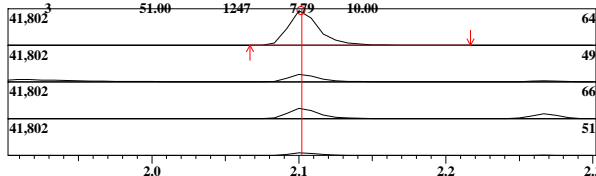
ID#5 R.Time:2.025(Scan#:127) MassPeaks:32 RawMode:Averaged 2.008-2.058(123-135) BG Mode:None Group 1 - Event 1 Scan




ID#6 Name:Chloroethane Type:Target No Manual Integration

Mass:64.00 R.T:2.102 Area:58965 Conc:20.40122ppm

#	m/z	Area	Ratio	Reference
1	49.00	3538	22.10	25.00
2	66.00	4877	30.46	31.00
3	51.00	1247	7.79	10.00



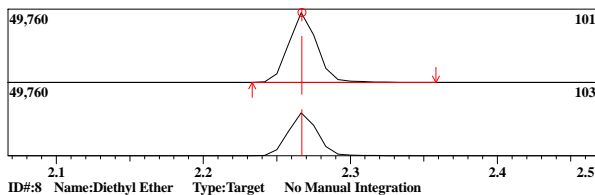
ID#6 R.Time:2.100(Scan#:145) MassPeaks:43 RawMode:Averaged 2.075-2.125(139-151) BG Mode:None Group 1 - Event 1 Scan



ID#:7 Name:Trichlorofluoromethane Type:Target No Manual Integration

Mass:101.00 R.T:2.267 Area:63947 Conc:20.47010ppm

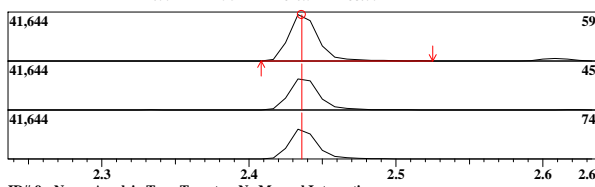
#	m/z	Area	Ratio	Reference
1	103.00	11340	63.54	57.00



ID#8 Name:Diethyl Ether Type:Target No Manual Integration

Mass:59.00 R.T:2.436 Area:56032 Conc:19.98601ppm

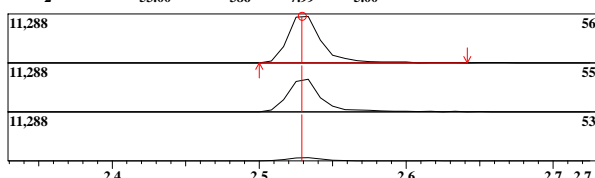
#	m/z	Area	Ratio	Reference
1	45.00	10733	69.80	80.00
2	74.00	9547	62.09	68.00



ID#9 Name:Acrolein Type:Target No Manual Integration

Mass:56.00 R.T:2.529 Area:17926 Conc:98.33419ppm

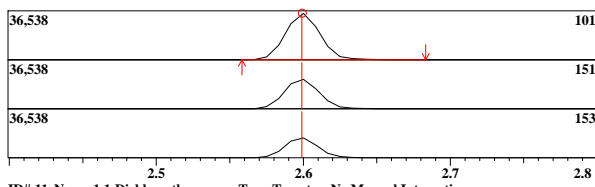
#	m/z	Area	Ratio	Reference
1	55.00	3290	68.13	70.00
2	53.00	386	7.99	5.00



ID#10 Name:1,1,2-Trichlorotrifluoroethane Type:Target No Manual Integration

Mass:101.00 R.T:2.599 Area:57842 Conc:20.45983ppm

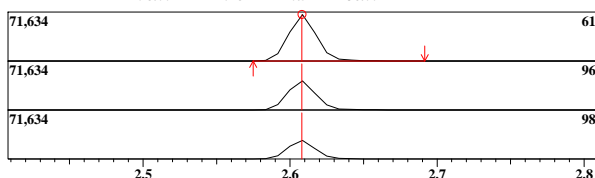
#	m/z	Area	Ratio	Reference
1	151.00	10440	64.71	60.00
2	153.00	6822	42.29	40.00



ID#11 Name:1,1-Dichloroethene Type:Target No Manual Integration

Mass:61.00 R.T:2.608 Area:91909 Conc:20.00411ppm

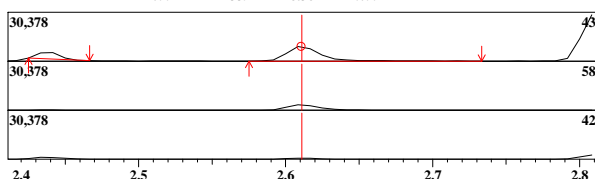
#	m/z	Area	Ratio	Reference
1	96.00	16521	63.86	60.00
2	98.00	10482	40.52	36.00



ID#12 Name:Acetone Type:Target No Manual Integration


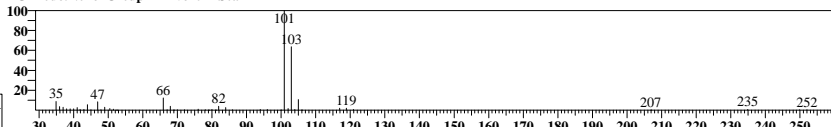
Mass:43.00 R.T:2.611 Area:16259 Conc:19.85581ppm

#	m/z	Area	Ratio	Reference
1	58.00	1532	37.80	30.00
2	42.00	339	8.36	10.00





ID#7 R.Time:2.267(Scan#:185)

MassPeaks:47
RawMode:Averaged 2.242-2.292(179-191)
BG Mode:None Group 1 - Event 1 Scan





ID#8 R.Time:2.433(Scan#:225)

MassPeaks:34
RawMode:Averaged 2.408-2.458(219-231)
BG Mode:None Group 1 - Event 1 Scan





ID#9 R.Time:2.533(Scan#:249)

MassPeaks:28
RawMode:Averaged 2.508-2.558(243-255)
BG Mode:None Group 1 - Event 1 Scan




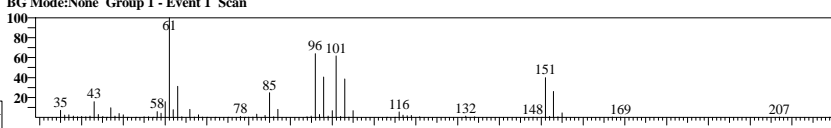
ID#10 R.Time:2.608(Scan#:267)

MassPeaks:76
RawMode:Averaged 2.575-2.625(259-271)
BG Mode:None Group 1 - Event 1 Scan




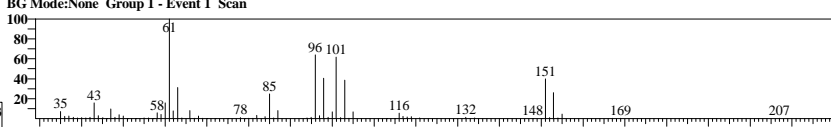
ID#11 R.Time:2.608(Scan#:267)

MassPeaks:76
RawMode:Averaged 2.583-2.633(261-273)
BG Mode:None Group 1 - Event 1 Scan



ID#12 R.Time:2.608(Scan#:267)

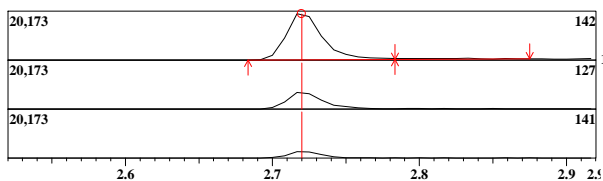
MassPeaks:76
RawMode:Averaged 2.583-2.633(261-273)
BG Mode:None Group 1 - Event 1 Scan



ID#:13 Name:Idomethane Type:Target No Manual Integration

Mass:142.00 R.T:2.720 Area:33696 Conc:19.04608ppm

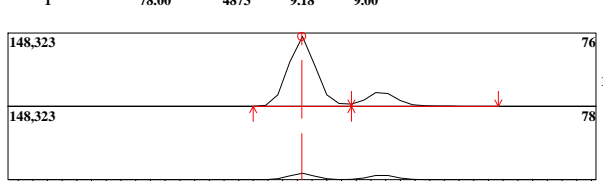
#	m/z	Area	Ratio	Reference
1	127.00	3192	35.51	35.00
2	141.00	1246	13.86	13.00



ID#:14 Name:Carbon Disulfide Type:Target No Manual Integration

Mass:76.00 R.T:2.783 Area:188089 Conc:20.77110ppm

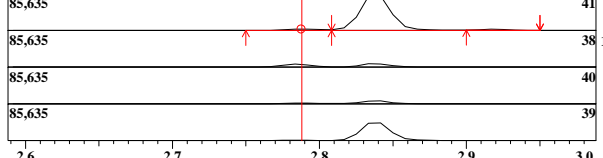
#	m/z	Area	Ratio	Reference
1	78.00	4873	9.18	9.00



ID#:15 Name:Acetonitrile Type:Target No Manual Integration

Mass:41.00 R.T:2.788 Area:6658 Conc:19.79112ppm

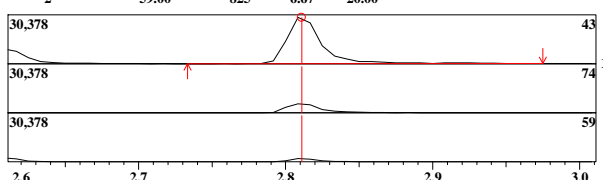
#	m/z	Area	Ratio	Reference
1	38.00	2856	* 144.90	40.00
2	40.00	1110	56.32	20.00
3	39.00	710	36.02	15.00



ID#:16 Name:Methyl Acetate Type:Target No Manual Integration

Mass:43.00 R.T:2.811 Area:48583 Conc:20.28861ppm

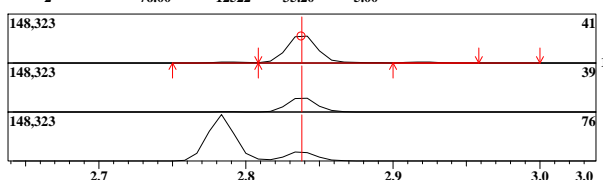
#	m/z	Area	Ratio	Reference
1	74.00	2516	20.32	40.00
2	59.00	825	6.67	20.00



ID#:17 Name:Allyl Chloride(3-Chloroprene) Type:Target No Manual Integration

Mass:41.00 R.T:2.838 Area:129006 Conc:21.23020ppm

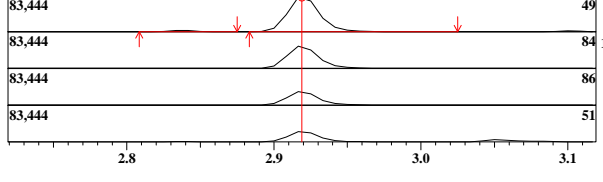
#	m/z	Area	Ratio	Reference
1	39.00	17987	50.56	40.00
2	76.00	12522	35.20	5.00



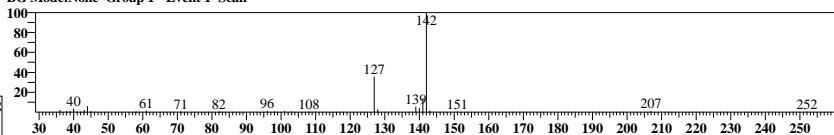
ID#:18 Name:Methylene Chloride Type:Target No Manual Integration

Mass:49.00 R.T:2.919 Area:123877 Conc:20.85095ppm

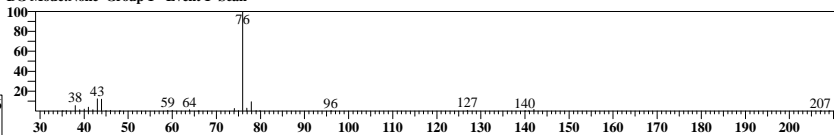
#	m/z	Area	Ratio	Reference
1	84.00	21521	62.86	64.00
2	86.00	13138	38.38	40.00
3	51.00	10161	29.68	30.00




ID#:13 R.Time:2.717(Scan#:293)
MassPeaks:29
RawMode:Averaged 2.692-2.742(287-299)
BG Mode:None Group 1 - Event 1 Scan




ID#:14 R.Time:2.783(Scan#:309)
MassPeaks:30
RawMode:Averaged 2.758-2.808(303-315)
BG Mode:None Group 1 - Event 1 Scan



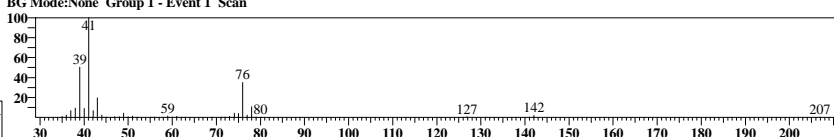
ID#:15 R.Time:2.783(Scan#:309)
MassPeaks:30
RawMode:Averaged 2.758-2.808(303-315)
BG Mode:None Group 1 - Event 1 Scan



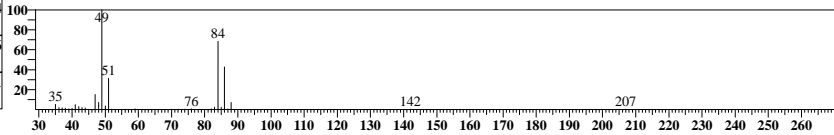

ID#:16 R.Time:2.792(Scan#:311)
MassPeaks:40
RawMode:Averaged 2.783-2.833(309-321)
BG Mode:None Group 1 - Event 1 Scan



ID#:17 R.Time:2.833(Scan#:321)
MassPeaks:40
RawMode:Averaged 2.817-2.867(317-329)
BG Mode:None Group 1 - Event 1 Scan



ID#:18 R.Time:2.917(Scan#:341)
MassPeaks:35
RawMode:Averaged 2.892-2.942(335-347)
BG Mode:None Group 1 - Event 1 Scan

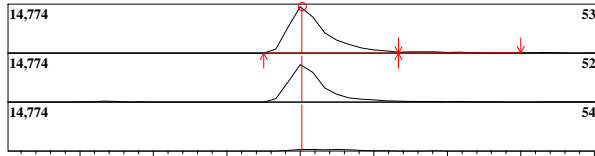


ID#:19 Name:Acrylonitrile Type:Target No Manual Integration

Mass:53.00 R.T:3.051 Area:25123 Conc:19.05734ppm

Event:1:Scan SI:96

#	m/z	Area	Ratio	Reference
1	52.00	4897	77.63	40.00
2	54.00	322	5.11	10.00

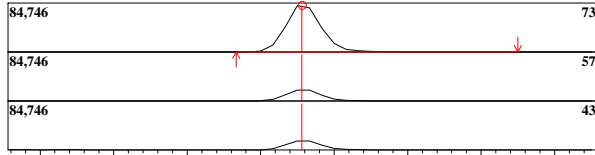


ID#:20 Name:MTBE Type:Target No Manual Integration

Mass:73.00 R.T:3.078 Area:142639 Conc:20.78337ppm

Event:1:Scan SI:97

#	m/z	Area	Ratio	Reference
1	57.00	9499	24.43	26.00
2	43.00	7809	20.08	20.00

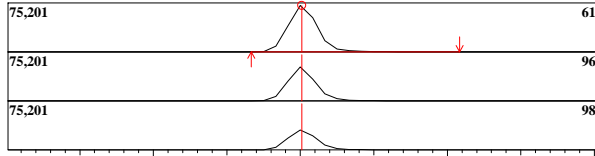


ID#:21 Name:trans-1,2-Dichloroethene Type:Target No Manual Integration

Mass:61.00 R.T:3.101 Area:100894 Conc:20.52537ppm

Event:1:Scan SI:97

#	m/z	Area	Ratio	Reference
1	96.00	19827	70.50	64.00
2	98.00	12218	43.44	40.00

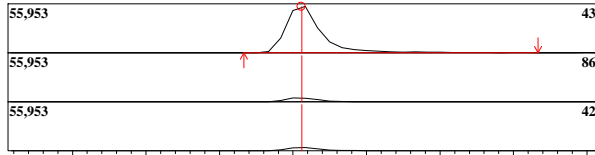


ID#:22 Name:Vinyl Acetate Type:Target No Manual Integration

Mass:43.00 R.T:3.356 Area:90981 Conc:21.44312ppm

Event:1:Scan SI:97

#	m/z	Area	Ratio	Reference
1	86.00	2177	9.07	10.00
2	42.00	1783	7.42	0.00

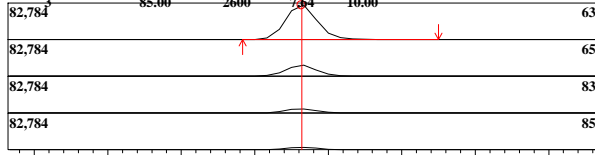


ID#:23 Name:1,1-Dichloroethane Type:Target No Manual Integration

Mass:63.00 R.T:3.382 Area:121142 Conc:20.59418ppm

Event:1:Scan SI:98

#	m/z	Area	Ratio	Reference
1	65.00	10726	31.53	30.00
2	83.00	4156	12.22	10.00
3	85.00	2600	7.64	10.00

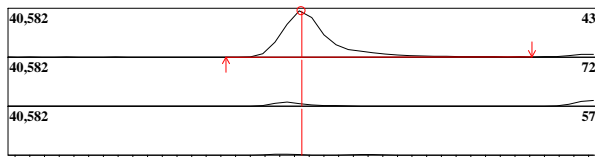


ID#:24 Name:2-Butanone(MEK) Type:Target No Manual Integration

Mass:43.00 R.T:3.735 Area:83035 Conc:20.12676ppm

Event:1:Scan SI:97

#	m/z	Area	Ratio	Reference
1	72.00	1624	7.88	30.00
2	57.00	497	2.41	11.00

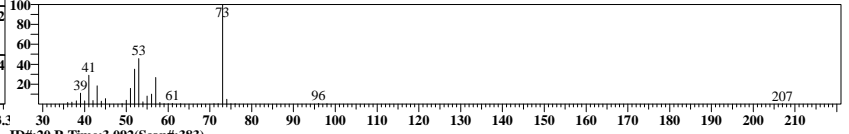
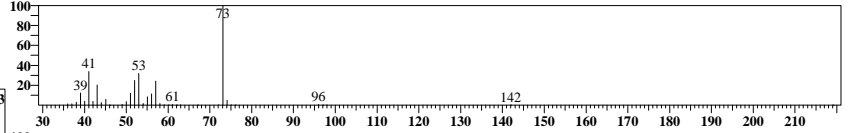


ID#:19 R.Time:3.067(Scan#:377)

MassPeaks:37

RawMode:Averaged 3.025-3.075(367-379)

BG Mode:None Group 1 - Event 1 Scan


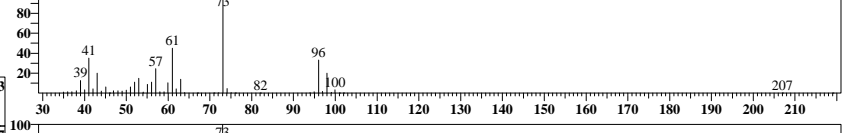


ID#:20 R.Time:3.092(Scan#:383)

MassPeaks:49

RawMode:Averaged 3.050-3.100(373-385)

BG Mode:None Group 1 - Event 1 Scan


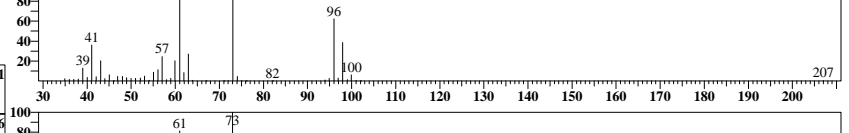


ID#:21 R.Time:3.100(Scan#:385)

MassPeaks:48

RawMode:Averaged 3.075-3.125(379-391)

BG Mode:None Group 1 - Event 1 Scan

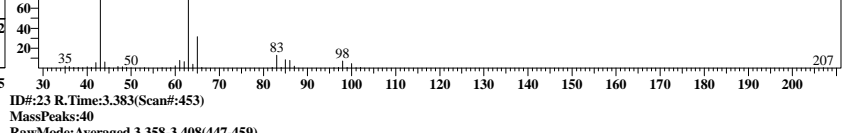
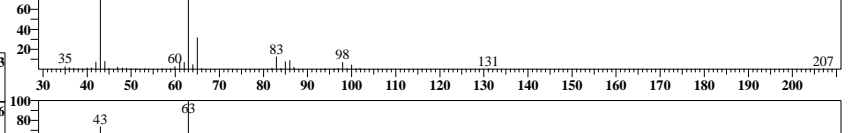


ID#:22 R.Time:3.375(Scan#:451)

MassPeaks:42

RawMode:Averaged 3.333-3.383(441-453)

BG Mode:None Group 1 - Event 1 Scan

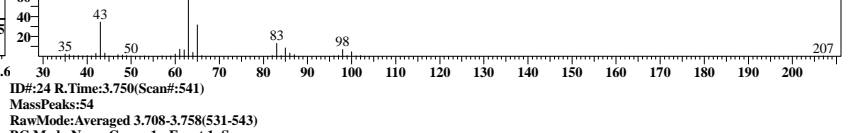
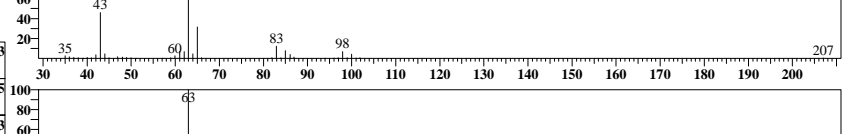


ID#:23 R.Time:3.383(Scan#:453)

MassPeaks:40

RawMode:Averaged 3.358-3.408(447-459)

BG Mode:None Group 1 - Event 1 Scan

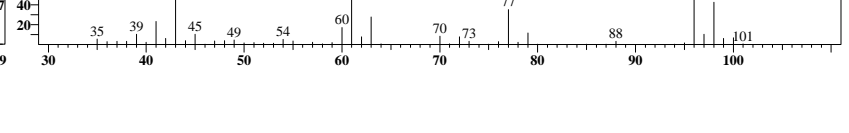
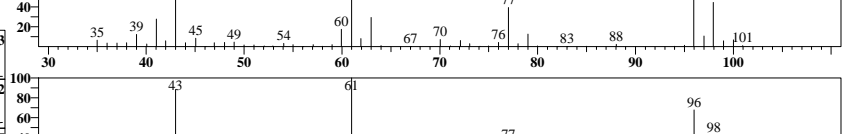


ID#:24 R.Time:3.750(Scan#:541)

MassPeaks:54

RawMode:Averaged 3.708-3.758(531-543)

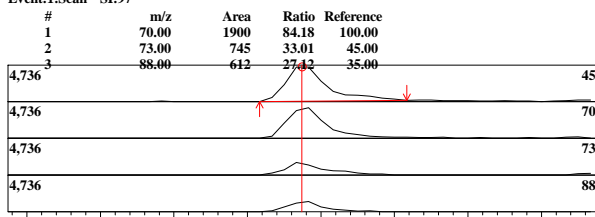
BG Mode:None Group 1 - Event 1 Scan



ID#:25 Name:Ethyl Acetate Type:Target No Manual Integration

Mass:45.00 R.T:3.737 Area:9099 Conc:19.17988ppm

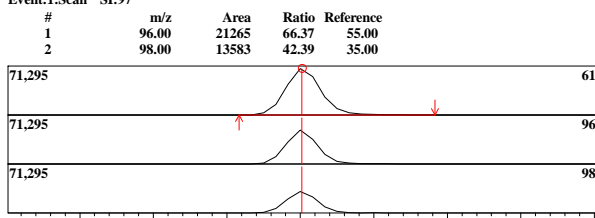
Event:1:Scan SI:97



ID#:26 Name:cis-1,2-Dichloroethene Type:Target No Manual Integration

Mass:61.00 R.T:3.751 Area:115246 Conc:20.17449ppm

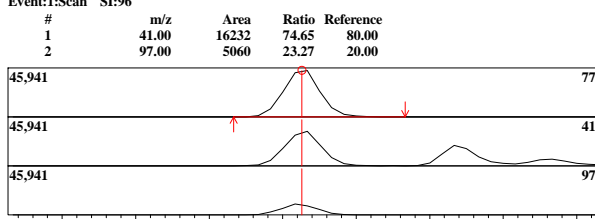
Event:1:Scan SI:97



ID#:27 Name:2,2-Dichloropropane Type:Target No Manual Integration

Mass:77.00 R.T:3.763 Area:77735 Conc:21.39705ppm

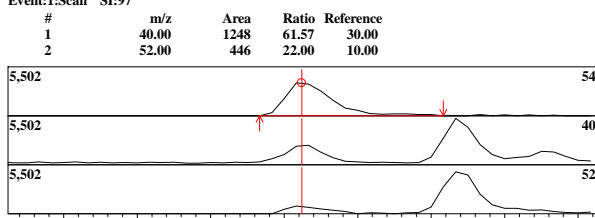
Event:1:Scan SI:96



ID#:28 Name:Propionitrile(Ethyl cyanide) Type:Target No Manual Integration

Mass:54.00 R.T:3.762 Area:8482 Conc:20.19177ppm

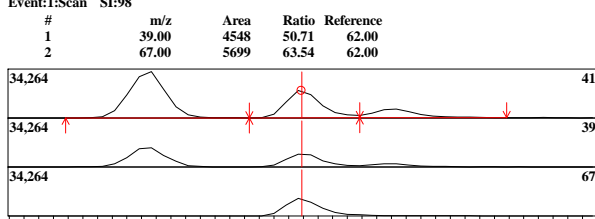
Event:1:Scan SI:97



ID#:29 Name:Methacrylonitrile Type:Target No Manual Integration

Mass:41.00 R.T:3.869 Area:32537 Conc:20.31882ppm

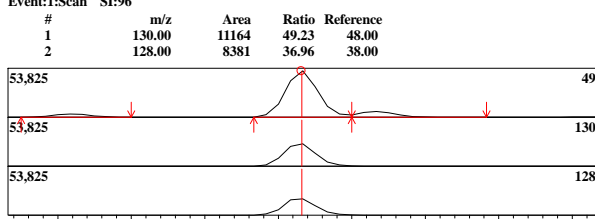
Event:1:Scan SI:98



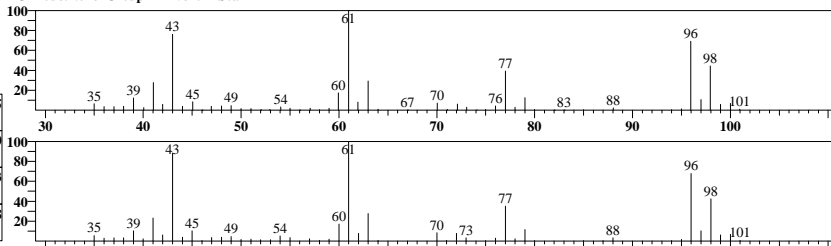
ID#:30 Name:Bromochloromethane Type:Target No Manual Integration

Mass:49.00 R.T:3.916 Area:79926 Conc:20.94870ppm

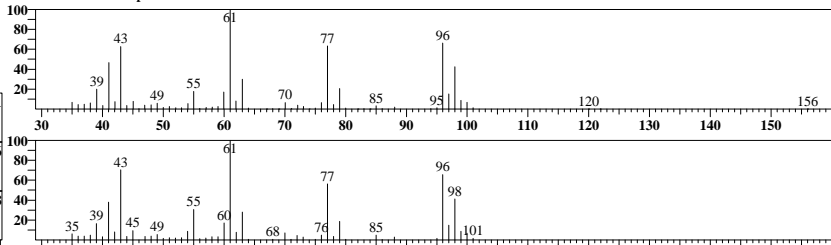
Event:1:Scan SI:96



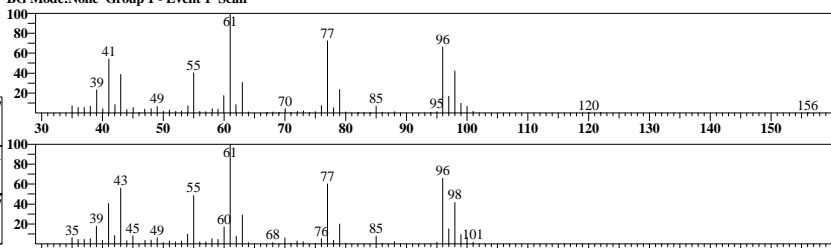
ID#:25 R.Time:3.750(Scan#:541)
MassPeaks:54
RawMode:Averaged 3.708-3.758(531-543)
BG Mode:None Group 1 - Event 1 Scan



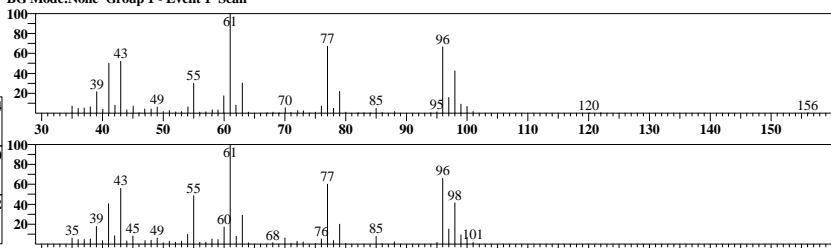
ID#:26 R.Time:3.758(Scan#:543)
MassPeaks:61
RawMode:Averaged 3.725-3.775(535-547)
BG Mode:None Group 1 - Event 1 Scan



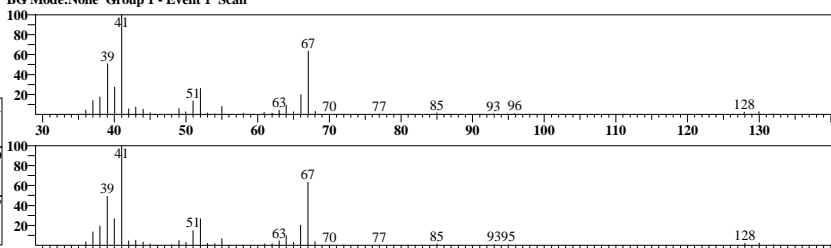
ID#:27 R.Time:3.758(Scan#:543)
MassPeaks:61
RawMode:Averaged 3.742-3.792(539-551)
BG Mode:None Group 1 - Event 1 Scan



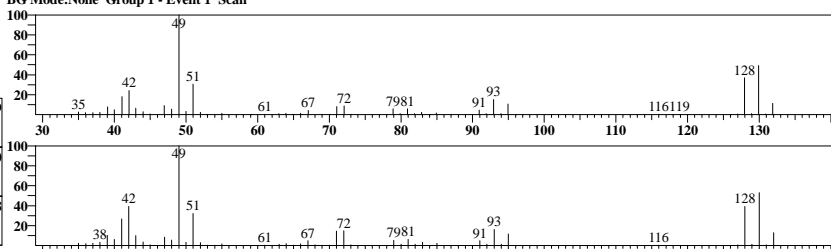
ID#:28 R.Time:3.758(Scan#:543)
MassPeaks:61
RawMode:Averaged 3.733-3.783(537-549)
BG Mode:None Group 1 - Event 1 Scan



ID#:29 R.Time:3.867(Scan#:569)
MassPeaks:43
RawMode:Averaged 3.842-3.892(563-575)
BG Mode:None Group 1 - Event 1 Scan



ID#:30 R.Time:3.917(Scan#:581)
MassPeaks:57
RawMode:Averaged 3.892-3.942(575-587)
BG Mode:None Group 1 - Event 1 Scan

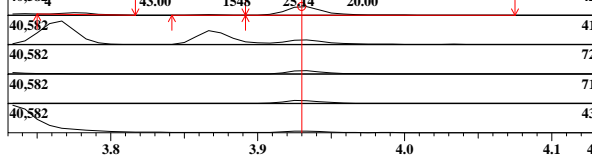


ID#:31 Name:Tetrahydrofuran Type:Target No Manual Integration

Mass:42.00 R.T:3.930 Area:22676 Conc:19.63746ppm

Event:1:Scan SI:92

#	m/z	Area	Ratio	Reference
1	41.00	3779	61.38	50.00
2	72.00	2325	37.76	30.00
3	71.00	2106	34.20	30.00
4	43.00	1548	25.44	20.00

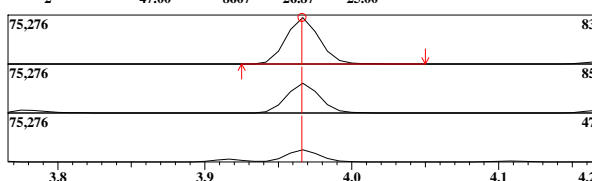


ID#:32 Name:Chloroform Type:Target No Manual Integration

Mass:83.00 R.T:3.966 Area:114140 Conc:20.51609ppm

Event:1:Scan SI:98

#	m/z	Area	Ratio	Reference
1	85.00	20597	64.31	64.00
2	47.00	8607	26.87	25.00

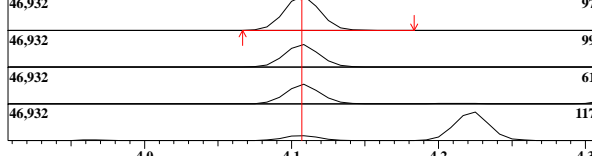


ID#:33 Name:1,1,1-Trichloroethane Type:Target No Manual Integration

Mass:97.00 R.T:4.107 Area:77423 Conc:20.09011ppm

Event:1:Scan SI:98

#	m/z	Area	Ratio	Reference
1	99.00	13858	63.61	64.00
2	61.00	11888	54.56	50.00
3	117.00	3292	15.81	10.00

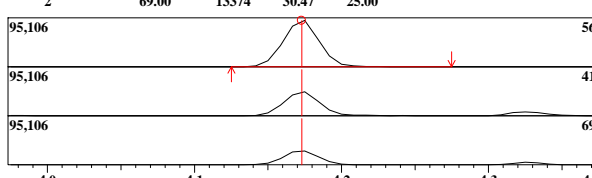


ID#:34 Name:Cyclohexane Type:Target No Manual Integration

Mass:56.00 R.T:4.173 Area:156764 Conc:20.39404ppm

Event:1:Scan SI:98

#	m/z	Area	Ratio	Reference
1	41.00	22855	52.07	60.00
2	69.00	13374	30.47	25.00

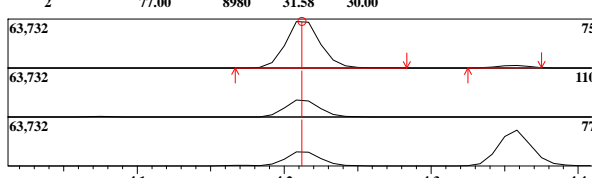


ID#:35 Name:1,1-Dichloropropene Type:Target No Manual Integration

Mass:75.00 R.T:4.212 Area:101463 Conc:20.80696ppm

Event:1:Scan SI:98

#	m/z	Area	Ratio	Reference
1	110.00	10439	36.71	34.00
2	77.00	8980	31.58	30.00

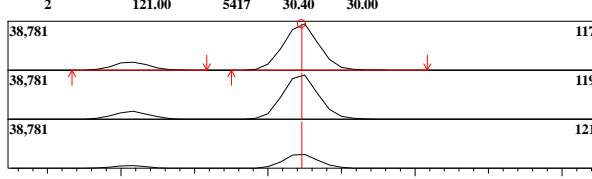


ID#:36 Name:Carbon tetrachloride Type:Target No Manual Integration

Mass:117.00 R.T:4.223 Area:63835 Conc:20.68904ppm

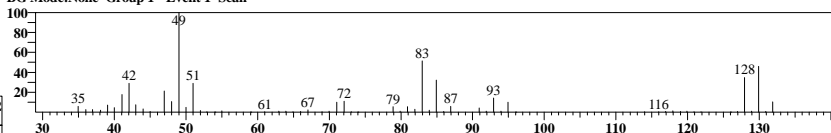
Event:1:Scan SI:98

#	m/z	Area	Ratio	Reference
1	119.00	17308	97.14	95.00
2	121.00	5417	30.40	30.00



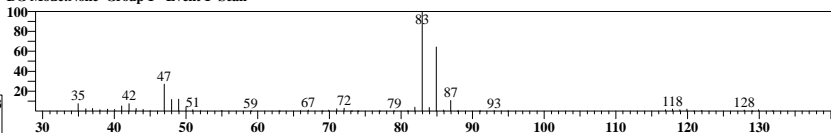
ID#:31 R.Time:3.917(Scan#:581)

MassPeaks:63
RawMode:Averaged 3.908-3.958(579-591)
BG Mode:None Group 1 - Event 1 Scan



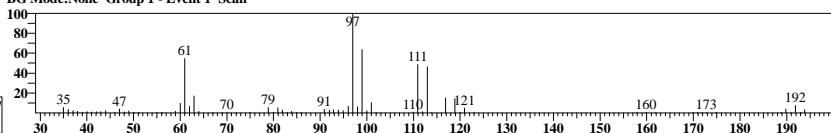
ID#:32 R.Time:3.967(Scan#:593)

MassPeaks:51
RawMode:Averaged 3.942-3.992(587-599)
BG Mode:None Group 1 - Event 1 Scan



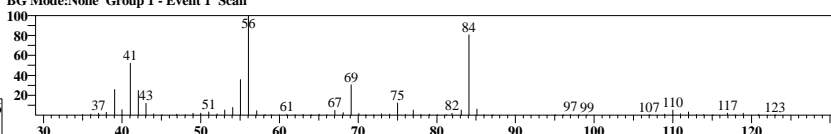
ID#:33 R.Time:4.108(Scan#:627)

MassPeaks:73
RawMode:Averaged 4.083-4.133(621-633)
BG Mode:None Group 1 - Event 1 Scan



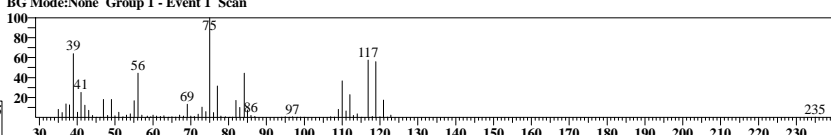
ID#:34 R.Time:4.175(Scan#:643)

MassPeaks:70
RawMode:Averaged 4.150-4.200(637-649)
BG Mode:None Group 1 - Event 1 Scan



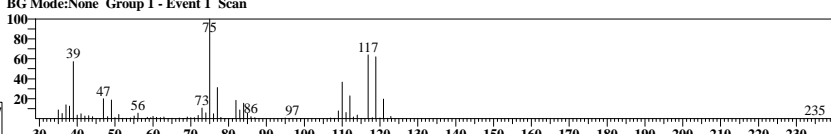
ID#:35 R.Time:4.217(Scan#:653)

MassPeaks:77
RawMode:Averaged 4.183-4.233(645-657)
BG Mode:None Group 1 - Event 1 Scan



ID#:36 R.Time:4.217(Scan#:653)

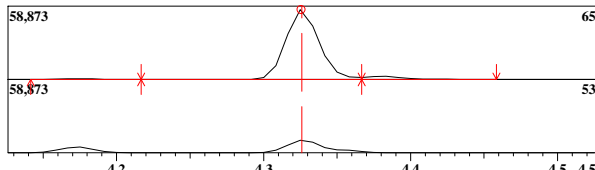
MassPeaks:75
RawMode:Averaged 4.200-4.250(649-661)
BG Mode:None Group 1 - Event 1 Scan



ID#:37 Name:1,2-Dichloroethane-d4 Type:Surrogate/SMC No Manual Integration

Mass:65.00 R.T:4.326 Area:89275 Conc:49.59772ppb

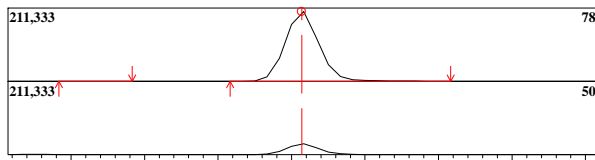
#	m/z	Area	Ratio	Reference
1	53.00	4863	19.56	15.00



ID#38 Name:Benzene Type:Target No Manual Integration

Mass:78.00 R.T:4.357 Area:324951 Conc:20.46428ppb

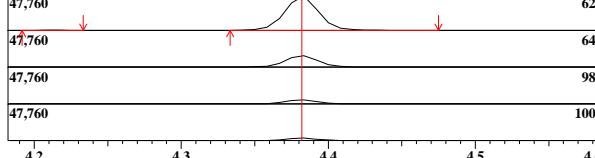
#	m/z	Area	Ratio	Reference
1	50.00	14322	15.72	16.00



ID#39 Name:1,2-Dichloroethane Type:Target No Manual Integration

Mass:62.00 R.T:4.382 Area:72581 Conc:19.44725ppb

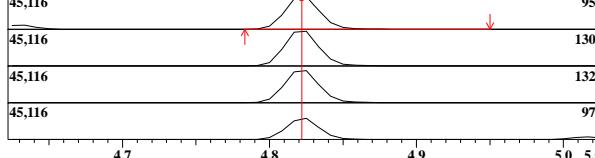
#	m/z	Area	Ratio	Reference
1	64.00	6636	32.38	30.00
2	98.00	2358	11.51	10.00
3	100.00	1543	7.53	10.00



ID#40 Name:Trichloroethene Type:Target No Manual Integration

Mass:95.00 R.T:4.822 Area:69587 Conc:20.62432ppb

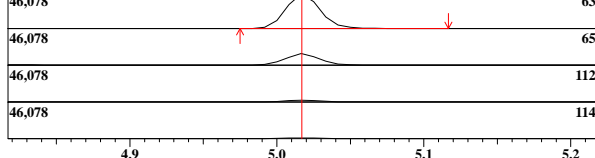
#	m/z	Area	Ratio	Reference
1	130.00	20512	106.43	95.00
2	132.00	19236	99.81	90.00
3	97.00	12122	62.90	60.00



ID#41 Name:1,2-Dichloropropane Type:Target No Manual Integration

Mass:63.00 R.T:5.017 Area:72038 Conc:20.52337ppb

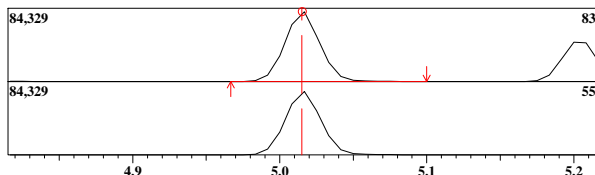
#	m/z	Area	Ratio	Reference
1	65.00	6670	33.21	30.00
2	112.00	1146	5.71	5.00
3	114.00	623	3.10	3.00



ID#42 Name:Methyl Cyclohexane Type:Target No Manual Integration

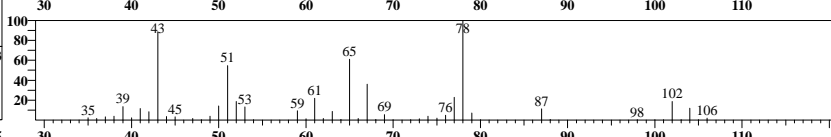
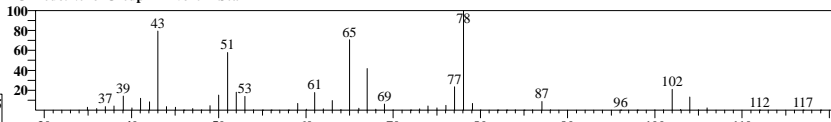
Mass:83.00 R.T:5.015 Area:134693 Conc:21.17931ppb

#	m/z	Area	Ratio	Reference
1	55.00	34870	92.44	80.00



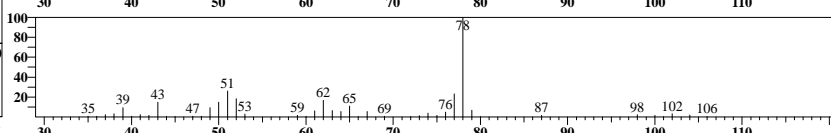
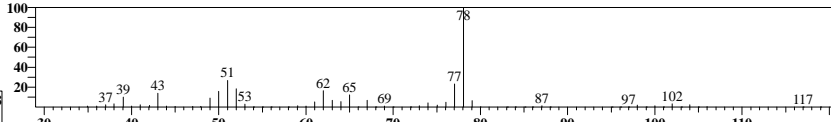
ID#:37 R.Time:4.325(Scan#:679)

MassPeaks:63 RawMode:Averaged 4.300-4.350(673-685) BG Mode:None Group 1 - Event 1 Scan



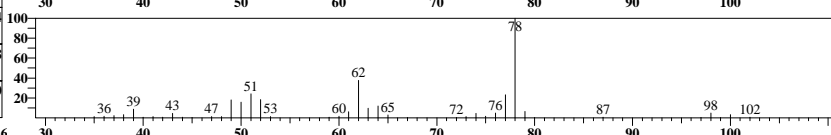
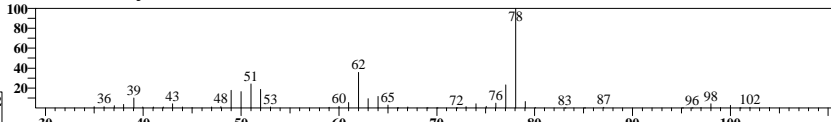
ID#38 R.Time:4.358(Scan#:687)

MassPeaks:63 RawMode:Averaged 4.333-4.383(681-693) BG Mode:None Group 1 - Event 1 Scan



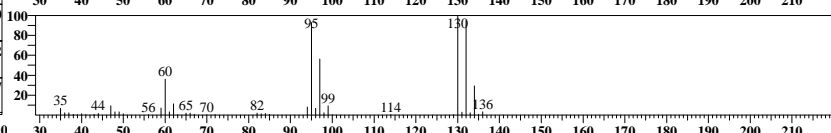
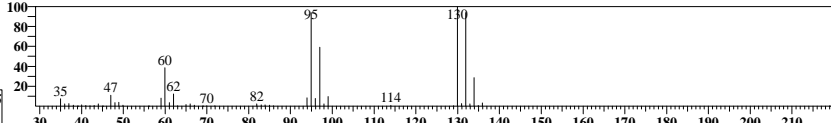
ID#39 R.Time:4.367(Scan#:689)

MassPeaks:50 RawMode:Averaged 4.358-4.408(687-699) BG Mode:None Group 1 - Event 1 Scan





ID#40 R.Time:4.825(Scan#:799)

MassPeaks:48 RawMode:Averaged 4.800-4.850(793-805) BG Mode:None Group 1 - Event 1 Scan





ID#41 R.Time:5.017(Scan#:845)

MassPeaks:70 RawMode:Averaged 4.992-5.042(839-851) BG Mode:None Group 1 - Event 1 Scan



ID#42 R.Time:5.017(Scan#:845)

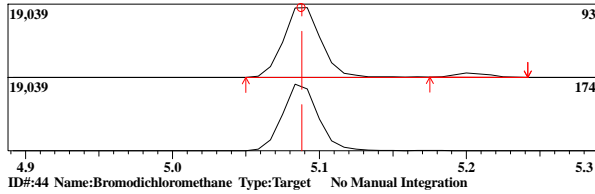
MassPeaks:70 RawMode:Averaged 4.992-5.042(839-851) BG Mode:None Group 1 - Event 1 Scan



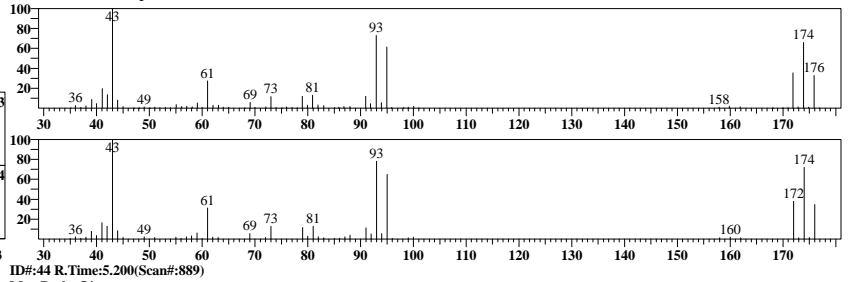
ID#:43 Name:Dibromomethane Type:Target No Manual Integration

Mass:93.00 R.T:5.088 Area:33195 Conc:20.71300ppb
Event:1:Scan SI:97

#	m/z	Area	Ratio	Reference
1	174.00	8156	90.38	30.00



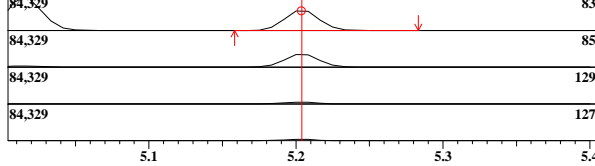
ID#:43 R.Time:5.083(Scan#:861)
MassPeaks:71
RawMode:Averaged 5.058-5.108(855-867)
BG Mode:None Group 1 - Event 1 Scan



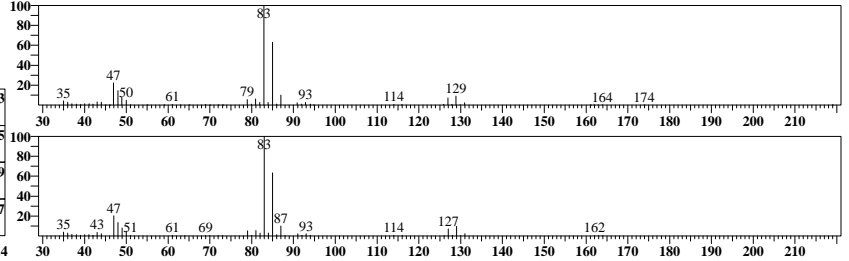
ID#:44 Name:Bromodichloromethane Type:Target No Manual Integration

Mass:83.00 R.T:5.204 Area:80795 Conc:20.44047ppb
Event:1:Scan SI:99

#	m/z	Area	Ratio	Reference
1	85.00	14185	62.92	63.00
2	129.00	2031	9.01	10.00
3	127.00	1648	7.48	5.00



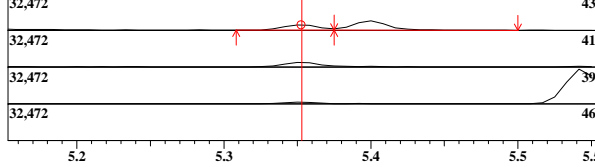
ID#:44 R.Time:5.200(Scan#:889)
MassPeaks:54
RawMode:Averaged 5.175-5.225(883-895)
BG Mode:None Group 1 - Event 1 Scan



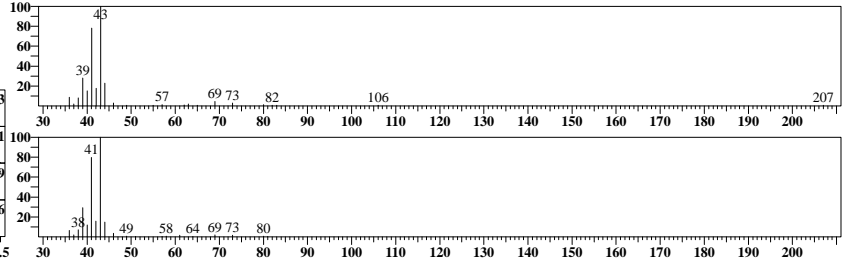
ID#:45 Name:2-Nitropropane Type:Target No Manual Integration

Mass:43.00 R.T:5.353 Area:8270 Conc:19.84540ppb
Event:1:Scan SI:96

#	m/z	Area	Ratio	Reference
1	41.00	2141	78.22	30.00
2	39.00	764	27.91	15.00
3	46.00	75	2.74	5.00



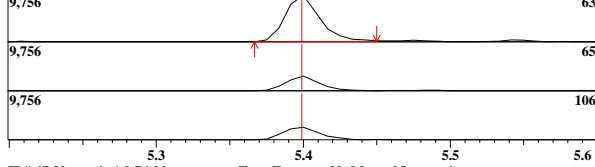
ID#:45 R.Time:5.350(Scan#:925)
MassPeaks:23
RawMode:Averaged 5.325-5.375(919-931)
BG Mode:None Group 1 - Event 1 Scan



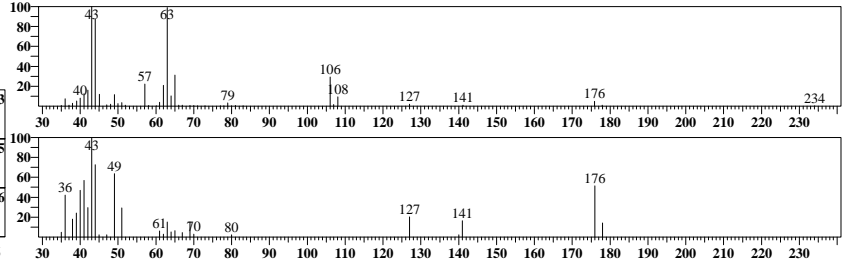
ID#:46 Name:2-Chloroethylvinyl ether Type:Target No Manual Integration

Mass:63.00 R.T:5.399 Area:15255 Conc:20.40465ppb
Event:1:Scan SI:71

#	m/z	Area	Ratio	Reference
1	65.00	1335	31.43	30.00
2	106.00	1251	29.46	25.00



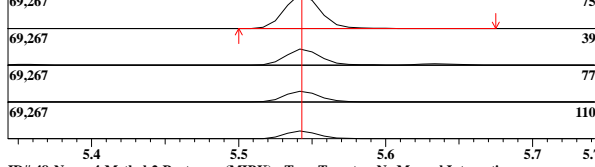
ID#:46 R.Time:5.400(Scan#:937)
MassPeaks:45
RawMode:Averaged 5.375-5.425(931-943)
BG Mode:None Group 1 - Event 1 Scan



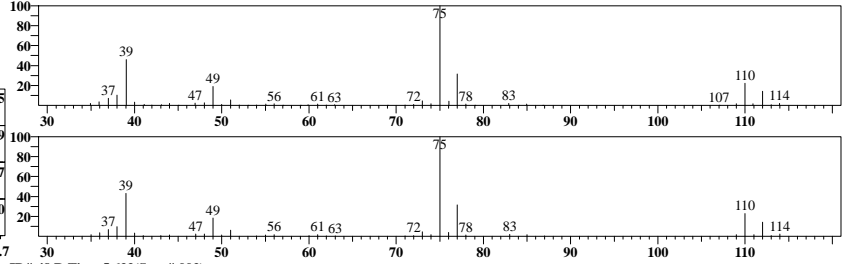
ID#:47 Name:cis-1,3-Dichloropropene Type:Target No Manual Integration

Mass:75.00 R.T:5.543 Area:111750 Conc:21.30550ppb
Event:1:Scan SI:99

#	m/z	Area	Ratio	Reference
1	39.00	14113	46.06	60.00
2	77.00	9629	31.43	31.00
3	110.00	6790	22.46	20.00



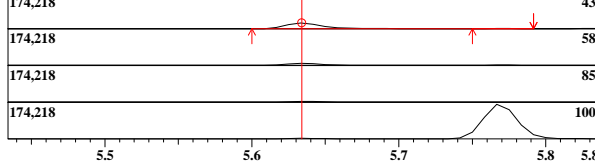
ID#:47 R.Time:5.542(Scan#:971)
MassPeaks:48
RawMode:Averaged 5.517-5.567(965-977)
BG Mode:None Group 1 - Event 1 Scan



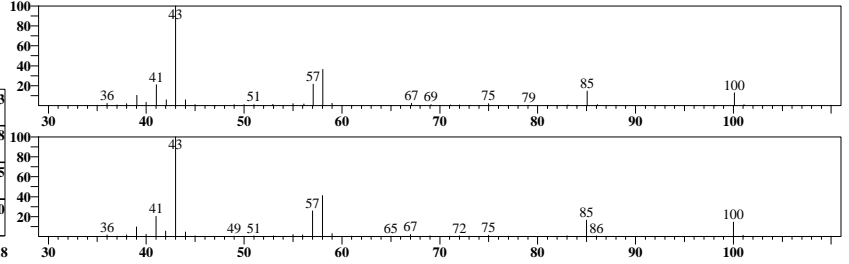
ID#:48 Name:4-Methyl-2-Pentanone(MIBK) Type:Target No Manual Integration

Mass:43.00 R.T:5.634 Area:51952 Conc:20.14755ppb
Event:1:Scan SI:97

#	m/z	Area	Ratio	Reference
1	58.00	4953	36.44	40.00
2	85.00	1982	14.58	15.00
3	100.00	1731	12.74	15.00



ID#:48 R.Time:5.633(Scan#:993)
MassPeaks:41
RawMode:Averaged 5.608-5.658(987-999)
BG Mode:None Group 1 - Event 1 Scan

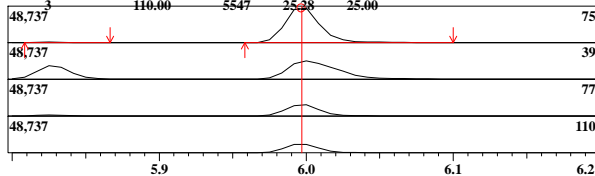


ID#:49 Name:trans-1,3-Dichloropropene Type:Target No Manual Integration

Mass:75.00 R.T:5.997 Area:79340 Conc:20.53880ppb

Event:1:Scan SI:98

#	m/z	Area	Ratio	Reference
1	39.00	14820	67.55	90.00
2	77.00	7205	32.84	30.00
3	110.00	5547	25.28	25.00

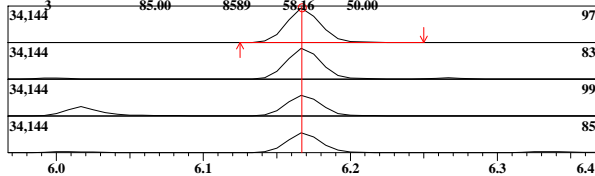


ID#:50 Name:1,1,2-Trichloroethane Type:Target No Manual Integration

Mass:97.00 R.T:6.167 Area:52682 Conc:20.22108ppb

Event:1:Scan SI:99

#	m/z	Area	Ratio	Reference
1	83.00	13575	91.93	90.00
2	99.00	9252	62.65	60.00
3	85.00	8589	58.16	50.00

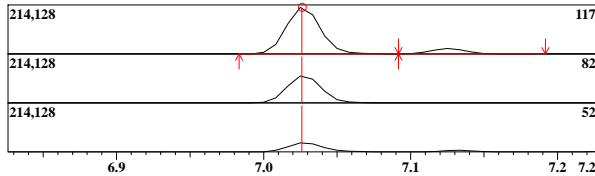


ID#:51 Name:Chlorobenzene-d5 (IS) Type:ISTD No Manual Integration

Mass:117.00 R.T:7.026 Area:337702 Conc:50.00000ppb

Event:1:Scan SI:99

#	m/z	Area	Ratio	Reference
1	82.00	56048	59.30	60.00
2	52.00	19227	20.34	30.00

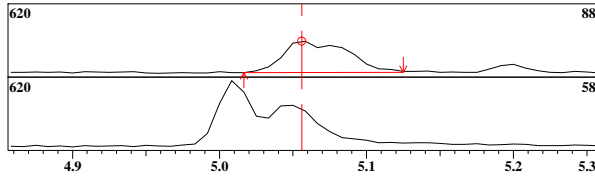


ID#:52 Name:1,4-Dioxane Type:Target No Manual Integration

Mass:88.00 R.T:5.056 Area:820 Conc:20.10419ppb

Event:2:SIM SI:95

#	m/z	Area	Ratio	Reference
1	58.00	267	115.58	130.00

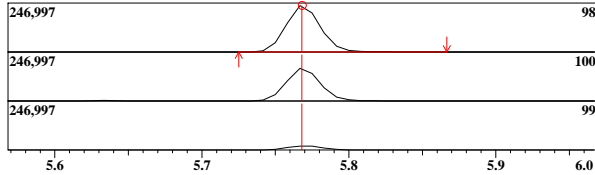


ID#:53 Name:Toluene-d8 Type:Surrogate/SMC No Manual Integration

Mass:98.00 R.T:5.768 Area:391226 Conc:50.67169ppb

Event:1:Scan SI:99

#	m/z	Area	Ratio	Reference
1	100.00	76500	70.11	70.00
2	99.00	10648	9.76	10.00

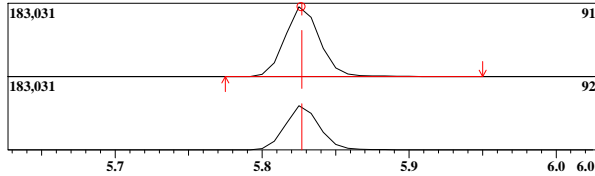


ID#:54 Name:Toluene Type:Target No Manual Integration

Mass:91.00 R.T:5.827 Area:290713 Conc:20.58631ppb

Event:1:Scan SI:99

#	m/z	Area	Ratio	Reference
1	92.00	50603	62.83	60.00

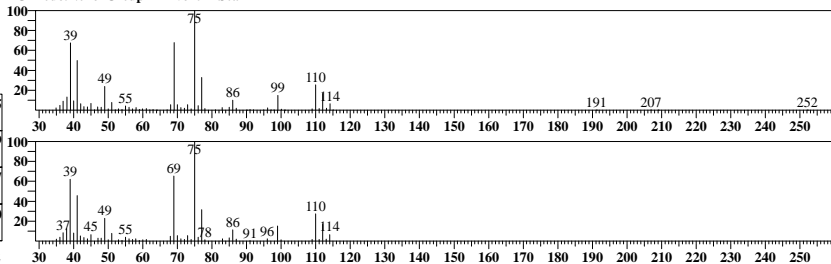


ID#:49 R.Time:6.000(Scan#:1081)

MassPeaks:68

RawMode:Averaged 5.975-6.025(1075-1087)

BG Mode:None Group 1 - Event 1 Scan

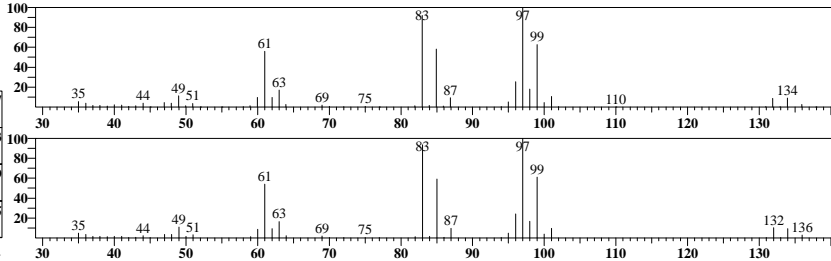


ID#:50 R.Time:6.167(Scan#:1121)

MassPeaks:52

RawMode:Averaged 6.142-6.192(1115-1127)

BG Mode:None Group 1 - Event 1 Scan

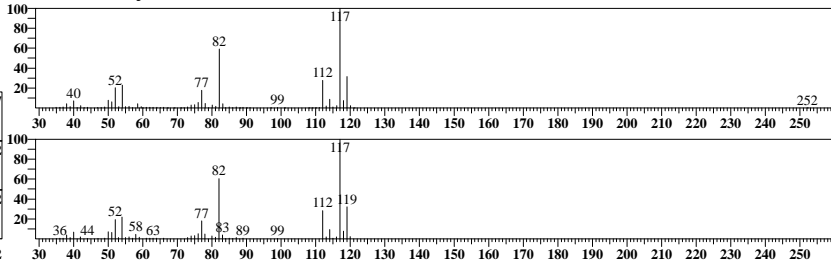


ID#:51 R.Time:7.025(Scan#:1327)

MassPeaks:71

RawMode:Averaged 7.000-7.050(1321-1333)

BG Mode:None Group 1 - Event 1 Scan

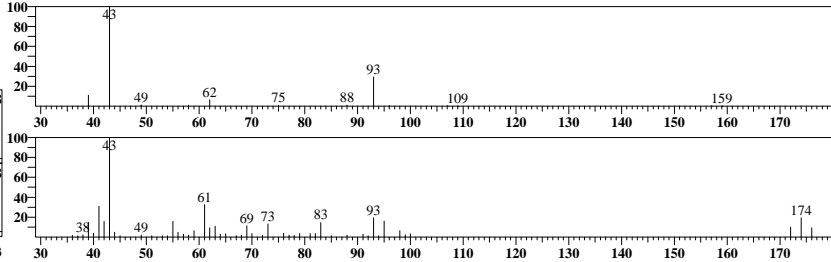


ID#:52 R.Time:5.042(Scan#:852)

MassPeaks:13

RawMode:Averaged 5.033-5.083(850-862)

BG Mode:None Group 1 - Event 2 SIM

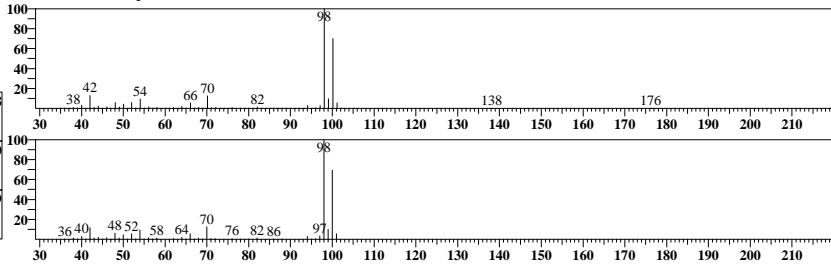


ID#:53 R.Time:5.767(Scan#:1025)

MassPeaks:72

RawMode:Averaged 5.742-5.792(1019-1031)

BG Mode:None Group 1 - Event 1 Scan

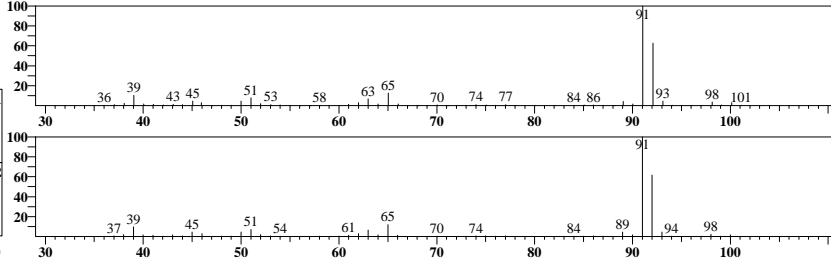


ID#:54 R.Time:5.825(Scan#:1039)

MassPeaks:61

RawMode:Averaged 5.800-5.850(1033-1045)

BG Mode:None Group 1 - Event 1 Scan

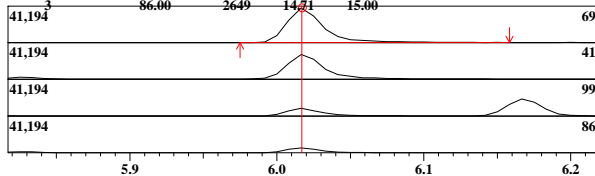


ID#:55 Name:Ethyl Methacrylate Type:Target No Manual Integration

Mass:69.00 R.T:6.017 Area:69402 Conc:20.64518ppb

Event:1:Scan SI:96

#	m/z	Area	Ratio	Reference
1	41.00	13168	73.12	80.00
2	99.00	3968	22.03	20.00
3	86.00	2649	14.81	15.00

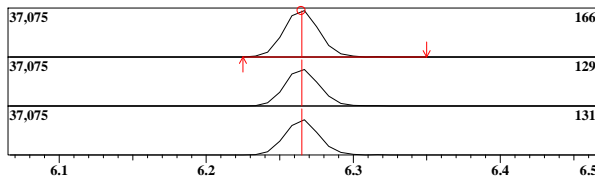


ID#:56 Name:Tetrachloroethene Type:Target No Manual Integration

Mass:166.00 R.T:6.265 Area:61109 Conc:20.92854ppb

Event:1:Scan SI:98

#	m/z	Area	Ratio	Reference
1	129.00	13303	77.79	85.00
2	131.00	12569	73.50	80.00

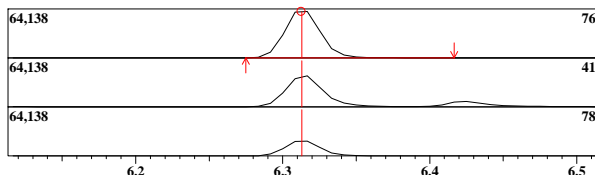


ID#:57 Name:1,3-Dichloropropane Type:Target No Manual Integration

Mass:76.00 R.T:6.313 Area:108708 Conc:20.87859ppb

Event:1:Scan SI:97

#	m/z	Area	Ratio	Reference
1	41.00	20559	67.97	85.00
2	78.00	9698	32.06	30.00

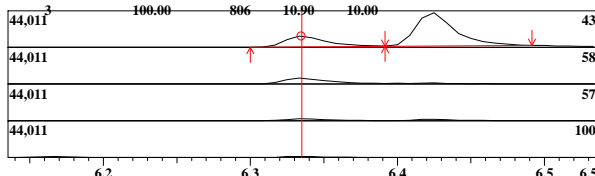


ID#:58 Name:2-Hexanone(MBK) Type:Target No Manual Integration

Mass:43.00 R.T:6.335 Area:26774 Conc:20.21496ppb

Event:1:Scan SI:97

#	m/z	Area	Ratio	Reference
1	58.00	3824	51.69	50.00
2	57.00	1258	17.00	20.00
3	100.00	806	10.90	10.00

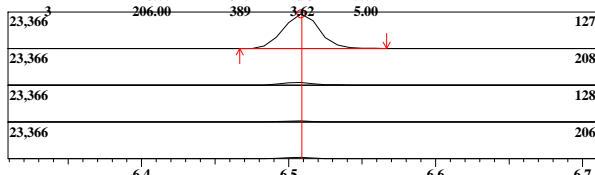


ID#:59 Name:Dibromochloromethane Type:Target No Manual Integration

Mass:127.00 R.T:6.509 Area:38350 Conc:21.38936ppb

Event:1:Scan SI:98

#	m/z	Area	Ratio	Reference
1	208.00	799	7.43	7.00
2	128.00	315	2.93	5.00
3	206.00	389	3.62	5.00

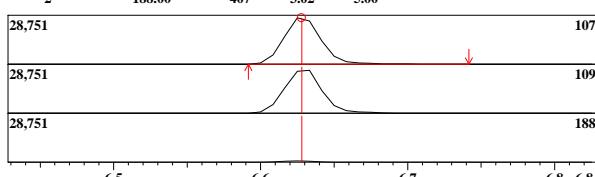


ID#:60 Name:1,2-Dibromoethane Type:Target No Manual Integration

Mass:107.00 R.T:6.628 Area:49262 Conc:21.43339ppb

Event:1:Scan SI:98

#	m/z	Area	Ratio	Reference
1	109.00	12737	94.54	90.00
2	188.00	407	3.02	5.00

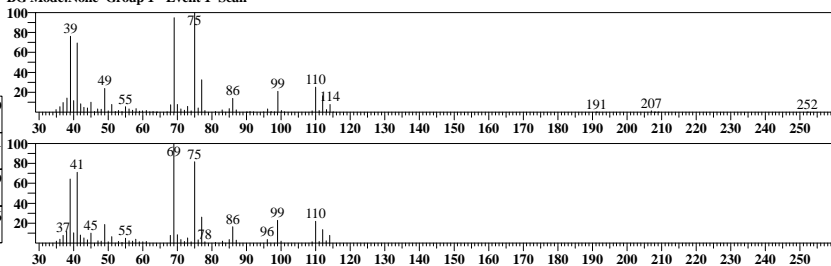


ID#:55 R.Time:6.000(Scan#:1081)

MassPeaks:69

RawMode:Averaged 5.992-6.042(1079-1091)

BG Mode:None Group 1 - Event 1 Scan

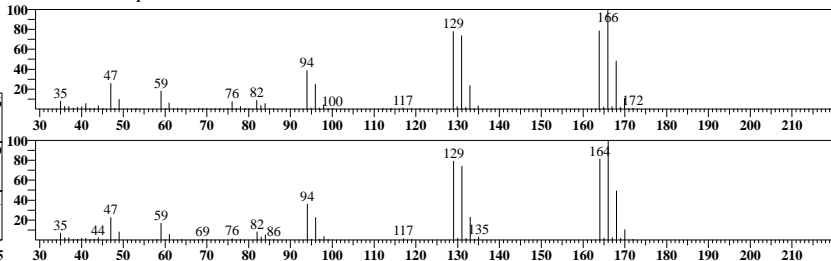


ID#:56 R.Time:6.267(Scan#:1145)

MassPeaks:68

RawMode:Averaged 6.242-6.292(1139-1151)

BG Mode:None Group 1 - Event 1 Scan




ID#:57 R.Time:6.317(Scan#:1157)

MassPeaks:69

RawMode:Averaged 6.292-6.342(1151-1163)

BG Mode:None Group 1 - Event 1 Scan




ID#:58 R.Time:6.317(Scan#:1157)

MassPeaks:66

RawMode:Averaged 6.308-6.358(1155-1167)

BG Mode:None Group 1 - Event 1 Scan

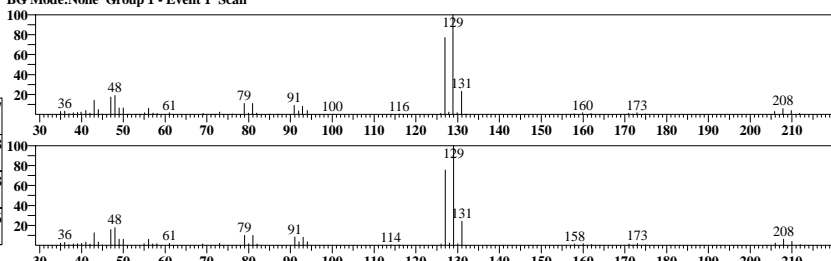


ID#:59 R.Time:6.508(Scan#:1203)

MassPeaks:59

RawMode:Averaged 6.483-6.533(1197-1209)

BG Mode:None Group 1 - Event 1 Scan

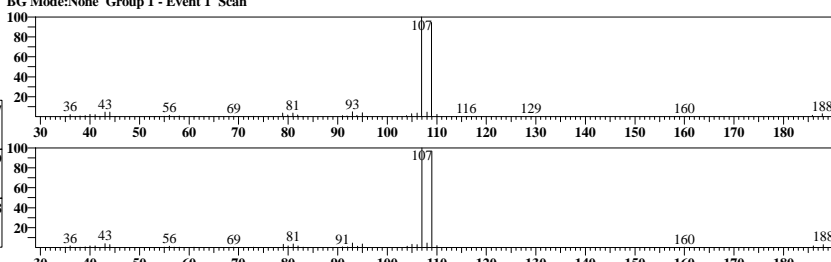


ID#:60 R.Time:6.625(Scan#:1231)

MassPeaks:42

RawMode:Averaged 6.600-6.650(1225-1237)

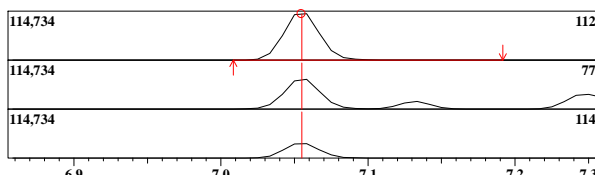
BG Mode:None Group 1 - Event 1 Scan



ID#:61 Name:Chlorobenzene Type:Target No Manual Integration

Mass:112.00 R.T:7.055 Area:196503 Conc:21.00952ppb
Event:1:Scan SI:94

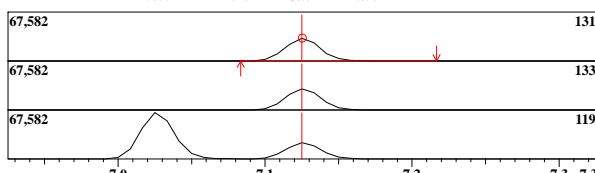
#	m/z	Area	Ratio	Reference
1	77.00	35120	64.09	65.00
2	114.00	17134	31.27	30.00



ID#:62 Name:1,1,1,2-Tetrachloroethane Type:Target No Manual Integration

Mass:131.00 R.T:7.125 Area:54275 Conc:21.36428ppb
Event:1:Scan SI:99

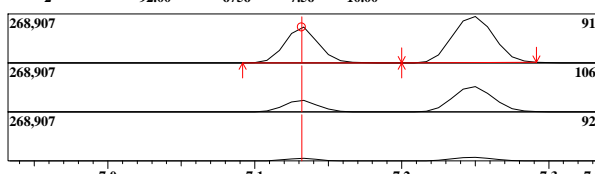
#	m/z	Area	Ratio	Reference
1	133.00	14292	94.32	90.00
2	119.00	11075	73.09	70.00



ID#:63 Name:Ethylbenzene Type:Target No Manual Integration

Mass:91.00 R.T:7.132 Area:316494 Conc:20.87548ppb
Event:1:Scan SI:98

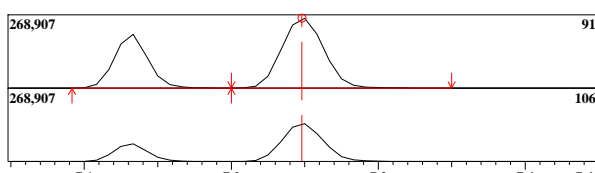
#	m/z	Area	Ratio	Reference
1	106.00	30395	34.03	33.00
2	92.00	6756	7.56	10.00



ID#:64 Name:Xylene-mp Type:Target No Manual Integration

Mass:91.00 R.T:7.248 Area:515503 Conc:41.22274ppb
Event:1:Scan SI:99

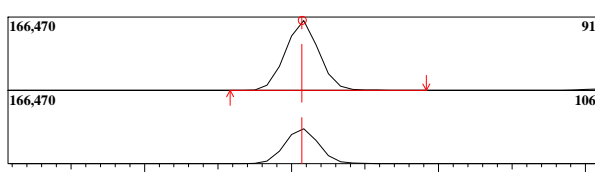
#	m/z	Area	Ratio	Reference
1	106.00	76519	53.31	30.00



ID#:65 Name:Xylene-o Type:Target No Manual Integration

Mass:91.00 R.T:7.607 Area:253570 Conc:20.78614ppb
Event:1:Scan SI:99

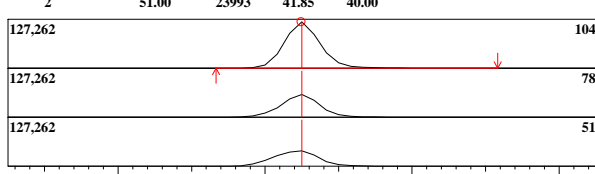
#	m/z	Area	Ratio	Reference
1	106.00	36954	51.54	50.00



ID#:66 Name:Styrene Type:Target No Manual Integration

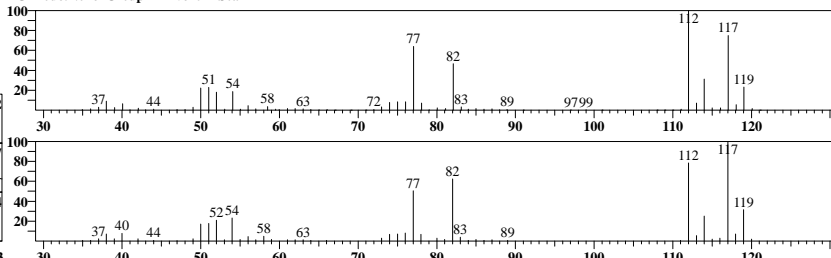
Mass:104.00 R.T:7.625 Area:209183 Conc:21.83299ppb
Event:1:Scan SI:99

#	m/z	Area	Ratio	Reference
1	78.00	30491	53.18	50.00
2	51.00	23993	41.85	40.00



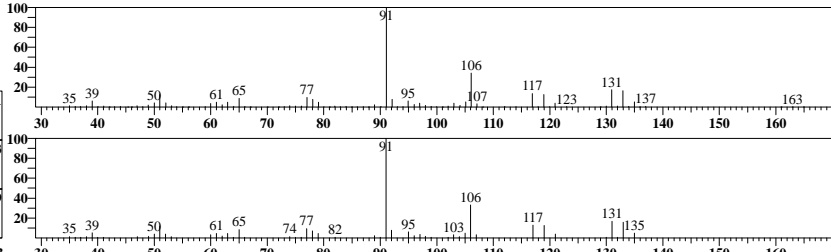
ID#:61 R.Time:7.042(Scan#:1331)

MassPeaks:69
RawMode:Averaged 7.033-7.083(1329-1341)
BG Mode:None Group 1 - Event 1 Scan



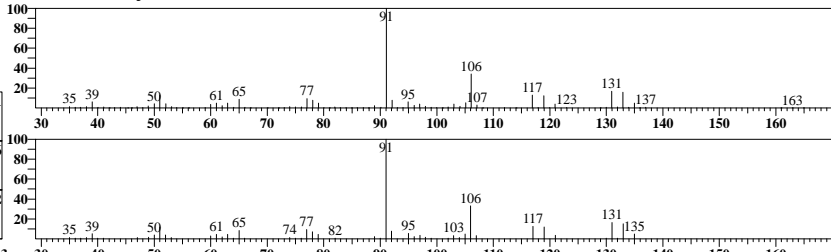
ID#:62 R.Time:7.133(Scan#:1353)

MassPeaks:89
RawMode:Averaged 7.100-7.150(1345-1357)
BG Mode:None Group 1 - Event 1 Scan



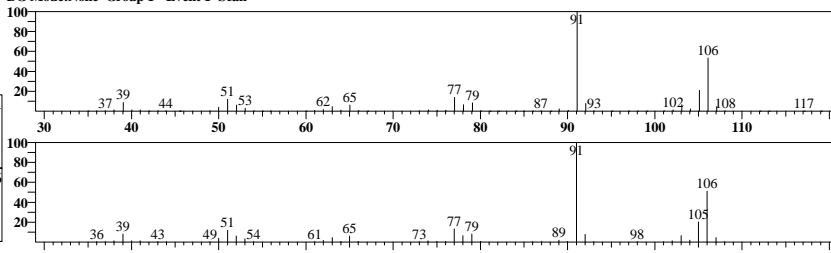
ID#:63 R.Time:7.133(Scan#:1353)

MassPeaks:89
RawMode:Averaged 7.108-7.158(1347-1359)
BG Mode:None Group 1 - Event 1 Scan



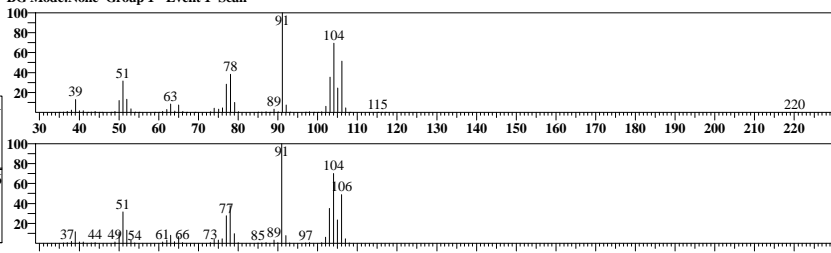
ID#:64 R.Time:7.250(Scan#:1381)

MassPeaks:64
RawMode:Averaged 7.225-7.275(1375-1387)
BG Mode:None Group 1 - Event 1 Scan



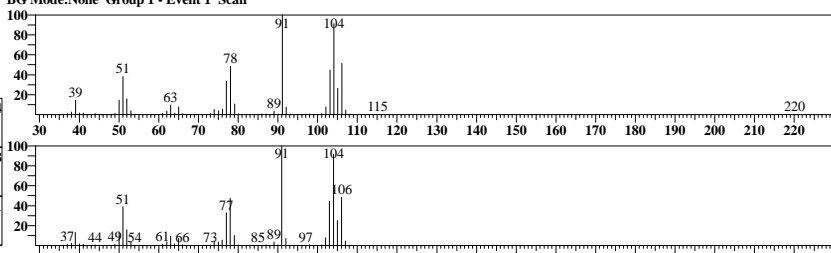
ID#:65 R.Time:7.617(Scan#:1469)

MassPeaks:63
RawMode:Averaged 7.583-7.633(1461-1473)
BG Mode:None Group 1 - Event 1 Scan



ID#:66 R.Time:7.617(Scan#:1469)

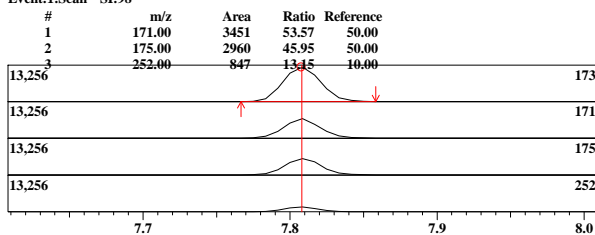
MassPeaks:65
RawMode:Averaged 7.600-7.650(1465-1477)
BG Mode:None Group 1 - Event 1 Scan



ID#:67 Name:Bromoform Type:Target No Manual Integration

Mass:173.00 R.T:7.808 Area:22998 Conc:19.38336ppb

Event:1:Scan SI:98

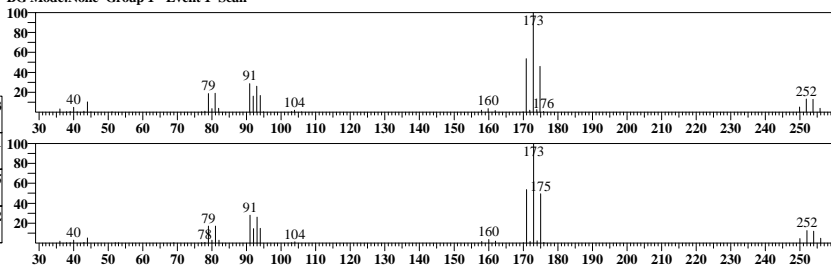


ID#:67 R.Time:7.808(Scan#:1515)

MassPeaks:37

RawMode:Averaged 7.783-7.833(1509-1521)

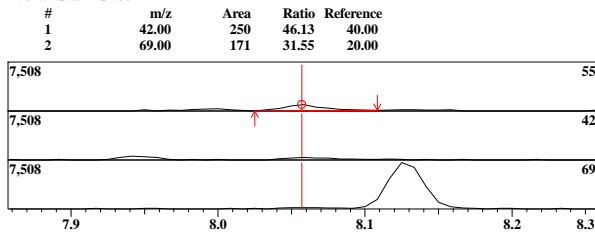
BG Mode:None Group 1 - Event 1 Scan



ID#:68 Name:Cyclohexanone Type:Target No Manual Integration

Mass:55.00 R.T:8.057 Area:1842 Conc:19.51712ppb

Event:1:Scan SI:88

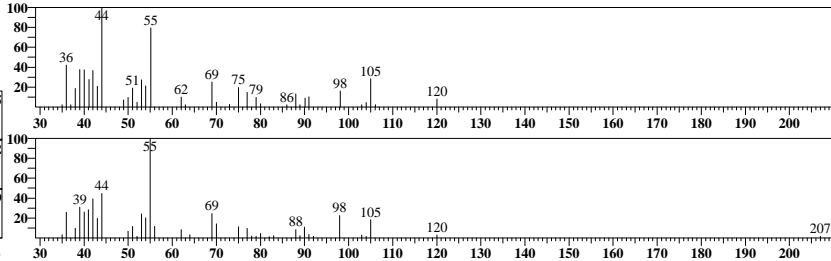


ID#:68 R.Time:8.050(Scan#:1573)

MassPeaks:37

RawMode:Averaged 8.033-8.083(1569-1581)

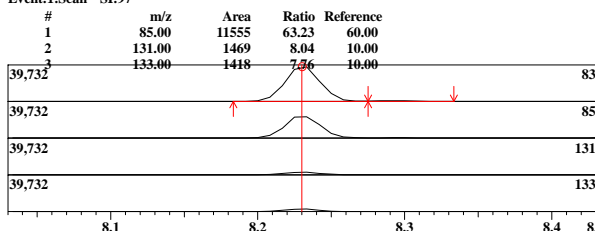
BG Mode:None Group 1 - Event 1 Scan



ID#:69 Name:1,1,1,2,2-Tetrachloroethane Type:Target No Manual Integration

Mass:83.00 R.T:8.230 Area:64926 Conc:20.20355ppb

Event:1:Scan SI:97

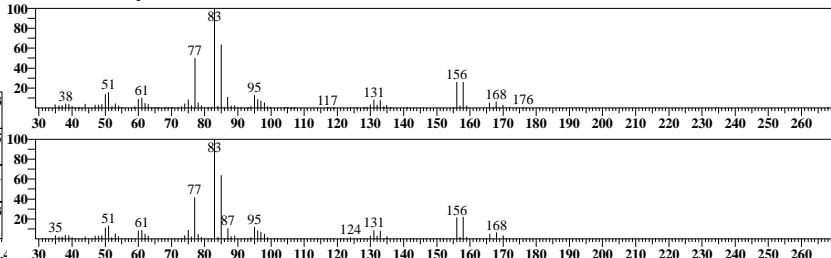


ID#:69 R.Time:8.233(Scan#:1617)

MassPeaks:90

RawMode:Averaged 8.208-8.258(1611-1623)

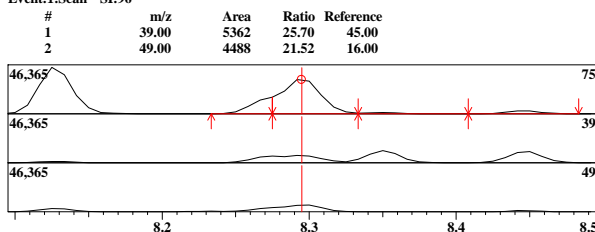
BG Mode:None Group 1 - Event 1 Scan



ID#:70 Name:1,2,3-Trichloropropane Type:Target Manual Integration Performed Manual Reason: Split Peak ABO 02/08/22

Mass:75.00 R.T:8.295 Area:55418 Conc:21.02888ppb

Event:1:Scan SI:96

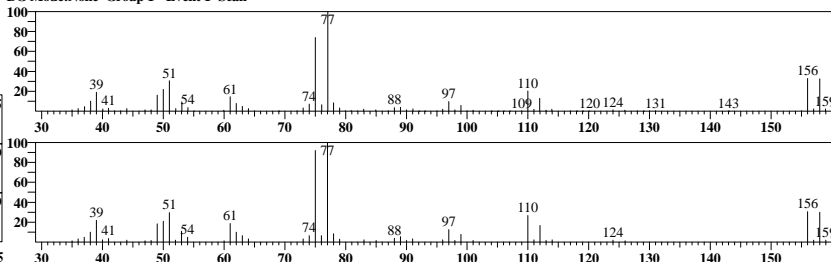


ID#:70 R.Time:8.283(Scan#:1629)

MassPeaks:79

RawMode:Averaged 8.275-8.317(1627-1637)

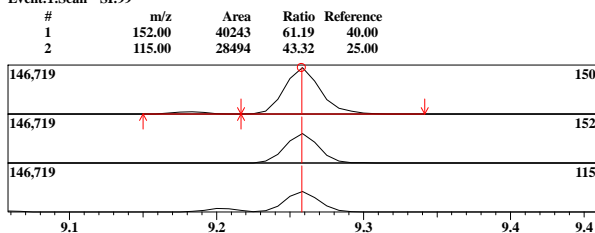
BG Mode:None Group 1 - Event 1 Scan



ID#:71 Name:1,4-Dichlorobenzene-d4 (IS) Type:ISTD No Manual Integration

Mass:150.00 R.T:9.258 Area:237294 Conc:50.00000ppb

Event:1:Scan SI:99

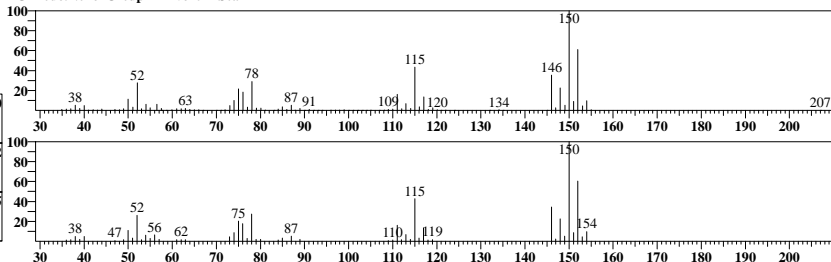


ID#:71 R.Time:9.258(Scan#:1863)

MassPeaks:97

RawMode:Averaged 9.233-9.283(1857-1869)

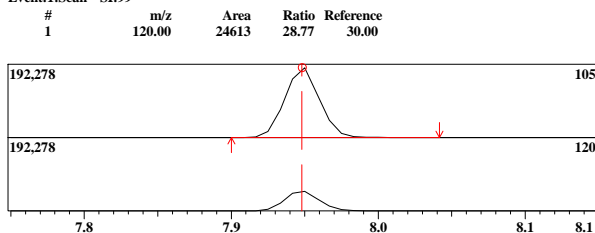
BG Mode:None Group 1 - Event 1 Scan



ID#:72 Name:Isopropylbenzene Type:Target No Manual Integration

Mass:105.00 R.T:7.948 Area:303127 Conc:22.17079ppb

Event:1:Scan SI:99

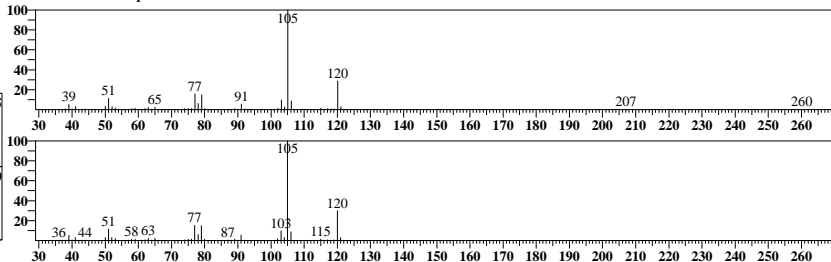


ID#:72 R.Time:7.950(Scan#:1549)

MassPeaks:66

RawMode:Averaged 7.925-7.975(1543-1555)

BG Mode:None Group 1 - Event 1 Scan

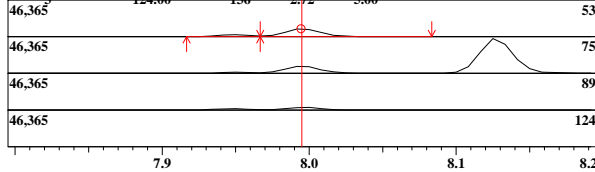


ID#:73 Name:Trans-1,4-Dichloro-2-butene Type:Target No Manual Integration

Mass:53.00 R.T:7.995 Area:18056 Conc:20.56294ppb

Event:1:Scan SI:90

#	m/z	Area	Ratio	Reference
1	75.00	4358	87.27	90.00
2	89.00	1686	33.76	30.00
3	124.00	136	2.72	5.00

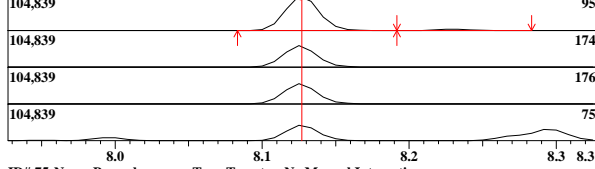


ID#:74 Name:Bromofluorobenzene Type:Surrogate/SMC No Manual Integration

Mass:95.00 R.T:8.127 Area:164154 Conc:50.86462ppb

Event:1:Scan SI:98

#	m/z	Area	Ratio	Reference
1	174.00	28302	61.61	50.00
2	176.00	26926	58.62	50.00
3	75.00	20234	44.05	40.00

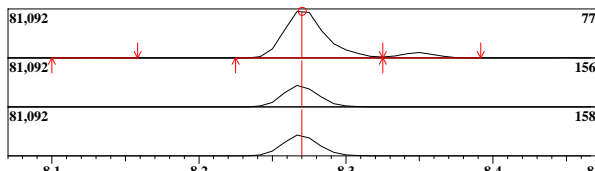


ID#:75 Name:Bromobenzene Type:Target No Manual Integration

Mass:77.00 R.T:8.270 Area:155154 Conc:20.92522ppb

Event:1:Scan SI:97

#	m/z	Area	Ratio	Reference
1	156.00	17327	42.44	40.00
2	158.00	17066	41.80	35.00

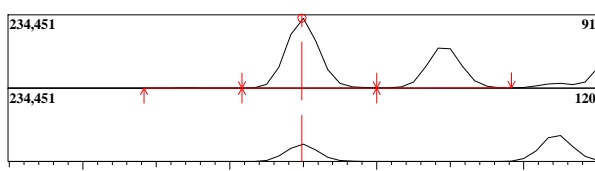


ID#:76 Name:n-Propylbenzene Type:Target No Manual Integration

Mass:91.00 R.T:8.349 Area:355032 Conc:21.41535ppb

Event:1:Scan SI:99

#	m/z	Area	Ratio	Reference
1	120.00	24978	24.81	20.00

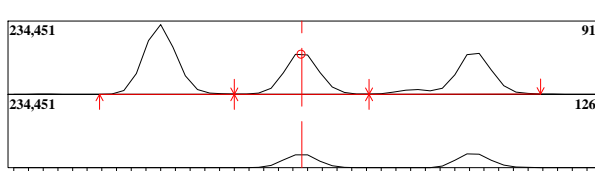


ID#:77 Name:2-Chlorotoluene Type:Target No Manual Integration

Mass:91.00 R.T:8.446 Area:222996 Conc:21.55476ppb

Event:1:Scan SI:98

#	m/z	Area	Ratio	Reference
1	126.00	20683	32.68	30.00

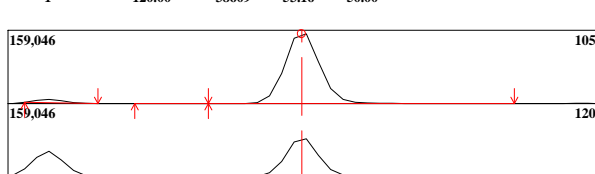


ID#:78 Name:1,3,5-Trimethylbenzene Type:Target No Manual Integration

Mass:105.00 R.T:8.522 Area:260037 Conc:21.89601ppb

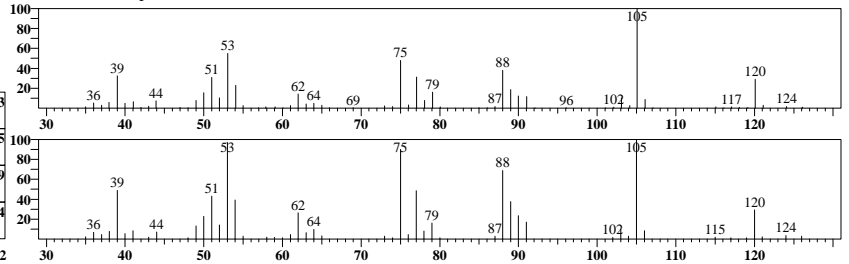
Event:1:Scan SI:97

#	m/z	Area	Ratio	Reference
1	120.00	38609	53.16	50.00



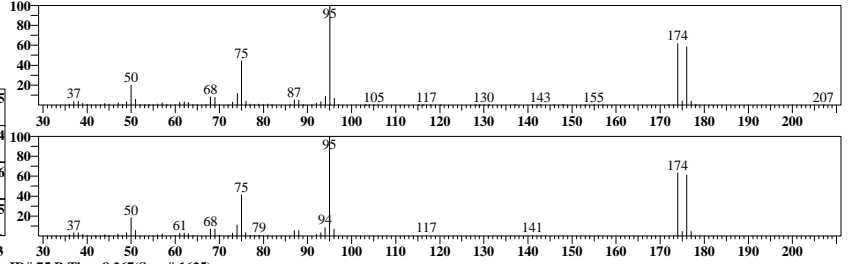
ID#:73 R.Time:7.992(Scan#:1559)

MassPeaks:63
RawMode:Averaged 7.967-8.017(1553-1565)
BG Mode:None Group 1 - Event 1 Scan



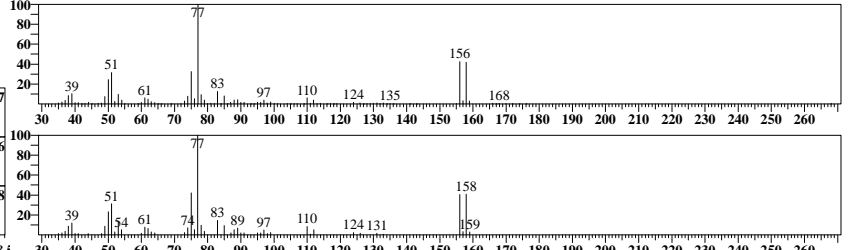
ID#:74 R.Time:8.125(Scan#:1591)

MassPeaks:85
RawMode:Averaged 8.100-8.150(1585-1597)
BG Mode:None Group 1 - Event 1 Scan



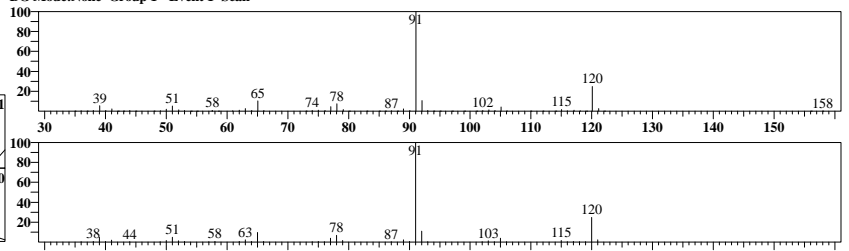
ID#:75 R.Time:8.267(Scan#:1625)

MassPeaks:99
RawMode:Averaged 8.242-8.292(1619-1631)
BG Mode:None Group 1 - Event 1 Scan



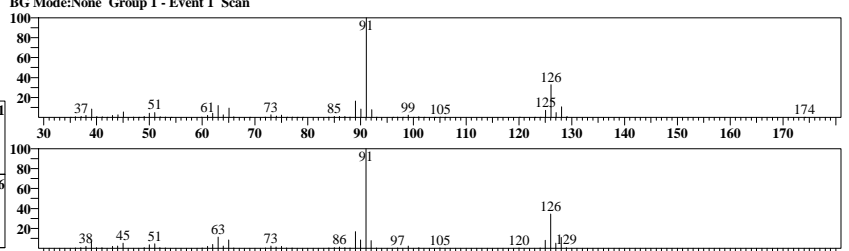
ID#:76 R.Time:8.350(Scan#:1645)

MassPeaks:69
RawMode:Averaged 8.325-8.375(1639-1651)
BG Mode:None Group 1 - Event 1 Scan



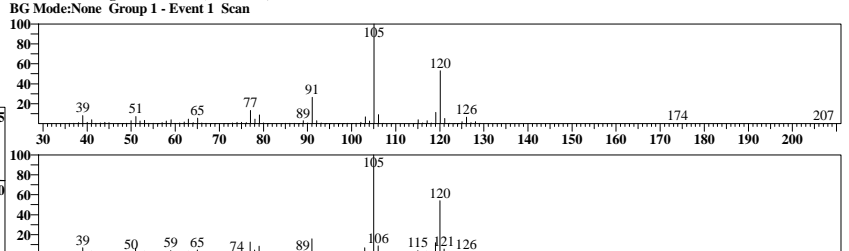
ID#:77 R.Time:8.442(Scan#:1667)

MassPeaks:64
RawMode:Averaged 8.417-8.467(1661-1673)
BG Mode:None Group 1 - Event 1 Scan



ID#:78 R.Time:8.525(Scan#:1687)

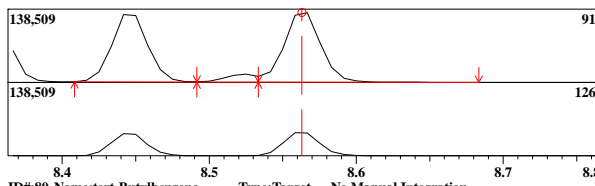
MassPeaks:87
RawMode:Averaged 8.500-8.550(1681-1693)
BG Mode:None Group 1 - Event 1 Scan



ID#:79 Name:4-Chlorotoluene Type:Target Manual Integration Performed
Manual Reason: Split Peak ABO 02/08/22

Mass:91.00 R.T:8.563 Area:228580 Conc:21.40647ppb

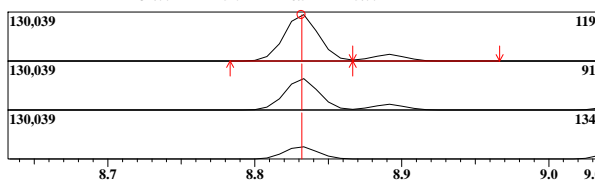
#	m/z	Area	Ratio	Reference
1	126.00	21830	33.48	30.00



ID#:80 Name:tert-Butylbenzene Type:Target No Manual Integration

Mass:119.00 R.T:8.832 Area:206952 Conc:21.95483ppb

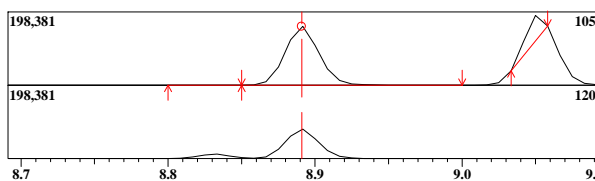
#	m/z	Area	Ratio	Reference
1	91.00	39036	66.88	70.00
2	134.00	15492	26.54	25.00



ID#:81 Name:1,2,4-Trimethylbenzene Type:Target No Manual Integration

Mass:105.00 R.T:8.891 Area:259208 Conc:22.12081ppb

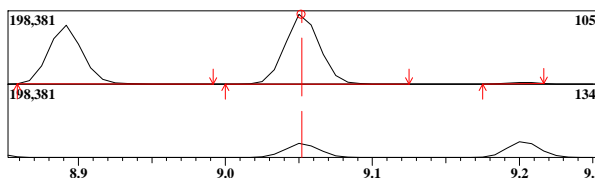
#	m/z	Area	Ratio	Reference
1	120.00	36248	49.71	45.00



ID#:82 Name:sec-Butylbenzene Type:Target No Manual Integration

Mass:105.00 R.T:9.052 Area:313020 Conc:21.98495ppb

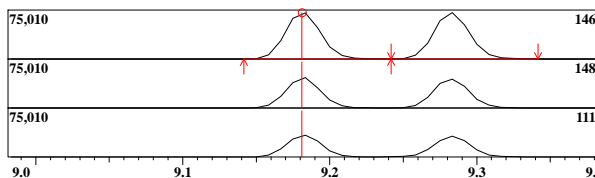
#	m/z	Area	Ratio	Reference
1	134.00	18061	20.41	20.00



ID#:83 Name:1,3-Dichlorobenzene Type:Target No Manual Integration

Mass:146.00 R.T:9.181 Area:121530 Conc:21.10868ppb

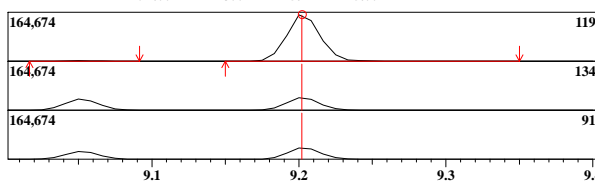
#	m/z	Area	Ratio	Reference
1	148.00	22211	64.71	60.00
2	111.00	16277	47.42	45.00



ID#:84 Name:p-iso-Propyltoluene Type:Target No Manual Integration

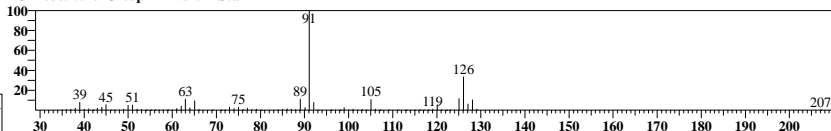
Mass:119.00 R.T:9.202 Area:257057 Conc:22.39973ppb

#	m/z	Area	Ratio	Reference
1	134.00	19641	27.40	30.00
2	91.00	18007	25.12	25.00




ID#:79 R.Time:8.567(Scan#:1697)

MassPeaks:84
RawMode:Averaged 8.542-8.592(1691-1703)
BG Mode:None Group 1 - Event 1 Scan



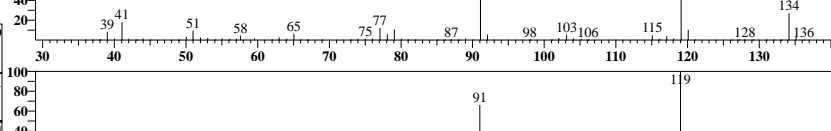
ID#:80 R.Time:8.833(Scan#:1761)

MassPeaks:71
RawMode:Averaged 8.808-8.858(1755-1767)
BG Mode:None Group 1 - Event 1 Scan



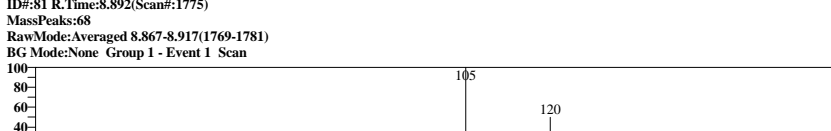
ID#:81 R.Time:8.892(Scan#:1775)

MassPeaks:68
RawMode:Averaged 8.867-8.917(1769-1781)
BG Mode:None Group 1 - Event 1 Scan



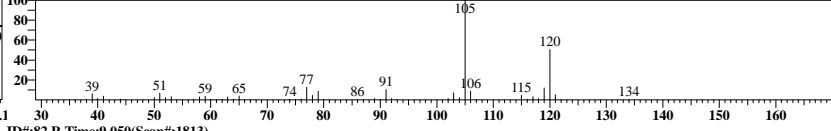
ID#:82 R.Time:9.050(Scan#:1813)

MassPeaks:68
RawMode:Averaged 8.925-9.075(1807-1819)
BG Mode:None Group 1 - Event 1 Scan



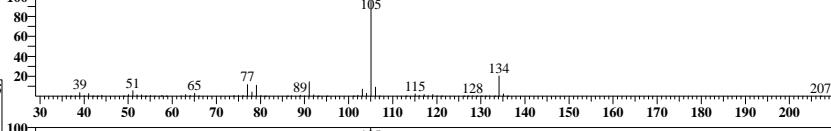
ID#:83 R.Time:9.200(Scan#:1849)

MassPeaks:99
RawMode:Averaged 9.158-9.208(1839-1851)
BG Mode:None Group 1 - Event 1 Scan




ID#:84 R.Time:9.200(Scan#:1849)

MassPeaks:99
RawMode:Averaged 9.175-9.225(1843-1855)
BG Mode:None Group 1 - Event 1 Scan



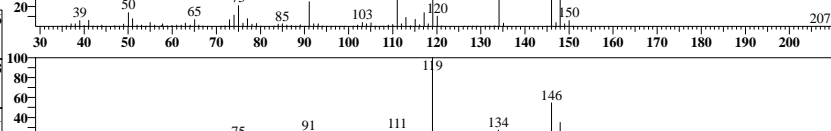
ID#:84 R.Time:9.200(Scan#:1849)

MassPeaks:99
RawMode:Averaged 9.175-9.225(1843-1855)
BG Mode:None Group 1 - Event 1 Scan



ID#:84 R.Time:9.200(Scan#:1849)

MassPeaks:99
RawMode:Averaged 9.175-9.225(1843-1855)
BG Mode:None Group 1 - Event 1 Scan



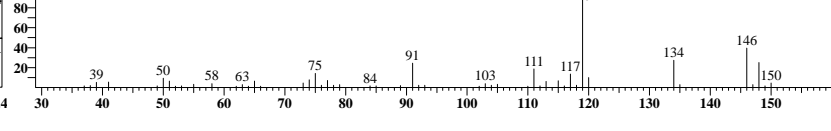
ID#:84 R.Time:9.200(Scan#:1849)

MassPeaks:99
RawMode:Averaged 9.175-9.225(1843-1855)
BG Mode:None Group 1 - Event 1 Scan



ID#:84 R.Time:9.200(Scan#:1849)

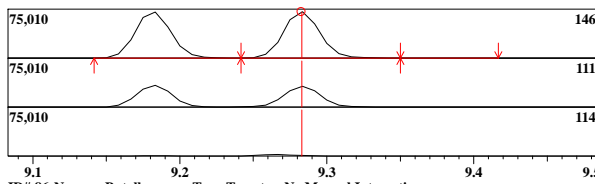
MassPeaks:99
RawMode:Averaged 9.175-9.225(1843-1855)
BG Mode:None Group 1 - Event 1 Scan



ID#:85 Name:1,4-Dichlorobenzene Type:Target No Manual Integration

Mass:146.00 R.T:9.283 Area:124445 Conc:20.92985ppb

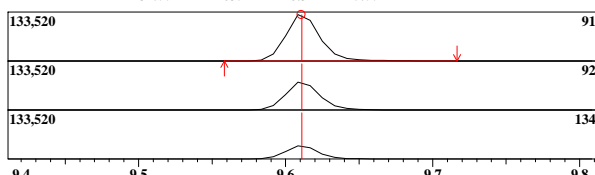
#	m/z	Area	Ratio	Reference
1	111.00	16032	46.12	44.00
2	114.00	1293	3.72	2.00



ID#:86 Name:n-Butylbenzene Type:Target No Manual Integration

Mass:91.00 R.T:9.611 Area:210317 Conc:20.81277ppb

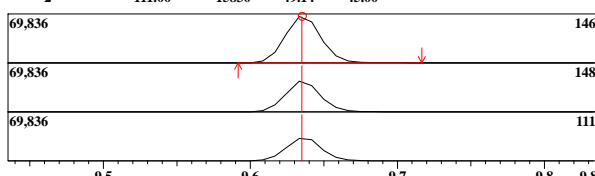
#	m/z	Area	Ratio	Reference
1	92.00	35133	60.89	60.00
2	134.00	16351	28.34	25.00



ID#:87 Name:1,2-Dichlorobenzene Type:Target No Manual Integration

Mass:146.00 R.T:9.635 Area:115919 Conc:21.02453ppb

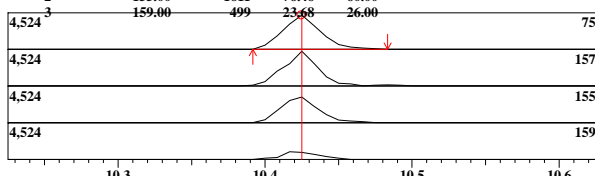
#	m/z	Area	Ratio	Reference
1	148.00	20853	64.73	60.00
2	111.00	15830	49.14	45.00



ID#:88 Name:1,2-Dibromo-3-chloropropane Type:Target No Manual Integration

Mass:75.00 R.T:10.425 Area:7678 Conc:19.40772ppb

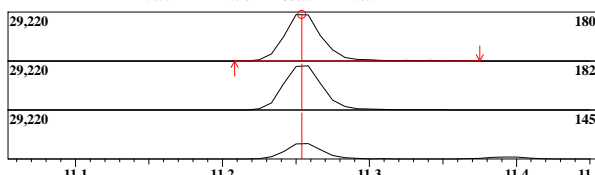
#	m/z	Area	Ratio	Reference
1	157.00	1957	92.88	80.00
2	155.00	1611	76.46	60.00
3	159.00	499	23.66	26.00



ID#:89 Name:1,2,4-Trichlorobenzene Type:Target No Manual Integration

Mass:180.00 R.T:11.254 Area:51375 Conc:20.76794ppb

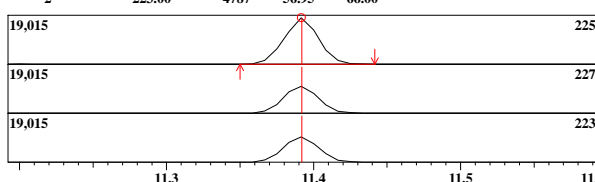
#	m/z	Area	Ratio	Reference
1	182.00	13609	97.82	90.00
2	145.00	4598	33.05	40.00



ID#:90 Name:Hexachlorobutadiene Type:Target No Manual Integration

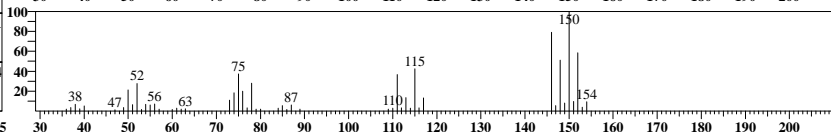
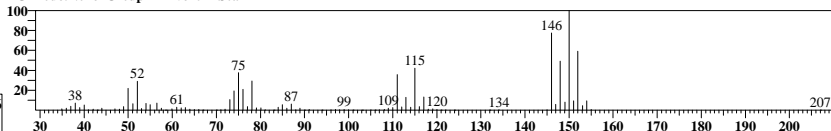
Mass:225.00 R.T:11.392 Area:29800 Conc:21.72362ppb

#	m/z	Area	Ratio	Reference
1	227.00	5004	59.53	66.00
2	223.00	4787	56.95	66.00




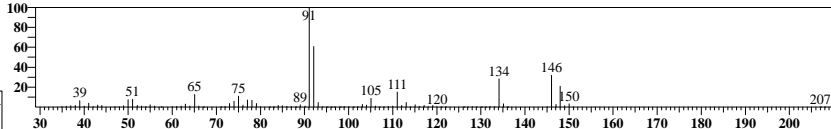
ID#:85 R.Time:9.267(Scan#:1865)

MassPeaks:92 RawMode:Averaged 9.258-9.308(1863-1875) BG Mode:None Group 1 - Event 1 Scan



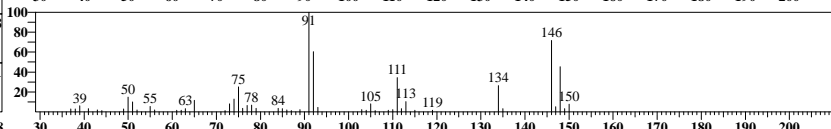
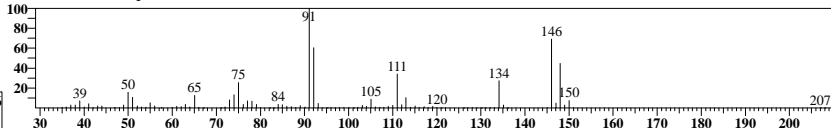
ID#:86 R.Time:9.617(Scan#:1949)

MassPeaks:101 RawMode:Averaged 9.583-9.633(1941-1953) BG Mode:None Group 1 - Event 1 Scan





ID#:87 R.Time:9.617(Scan#:1949)

MassPeaks:101 RawMode:Averaged 9.608-9.658(1947-1959) BG Mode:None Group 1 - Event 1 Scan




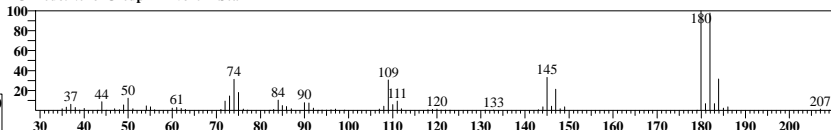
ID#:88 R.Time:10.425(Scan#:2143)

MassPeaks:39 RawMode:Averaged 10.400-10.450(2137-2149) BG Mode:None Group 1 - Event 1 Scan



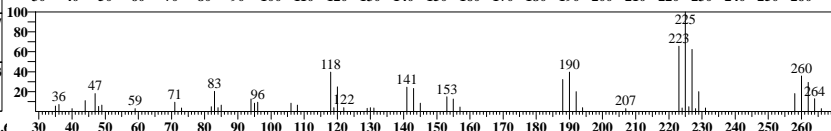

ID#:89 R.Time:11.258(Scan#:2343)

MassPeaks:74 RawMode:Averaged 11.225-11.275(2335-2347) BG Mode:None Group 1 - Event 1 Scan



ID#:90 R.Time:11.392(Scan#:2375)

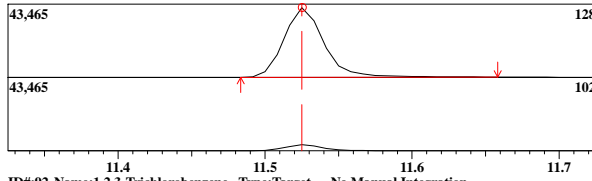
MassPeaks:87 RawMode:Averaged 11.367-11.417(2369-2381) BG Mode:None Group 1 - Event 1 Scan



ID#:91 Name:Naphthalene Type:Target No Manual Integration

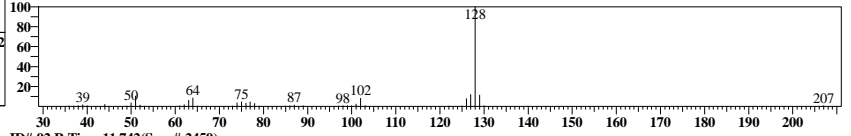
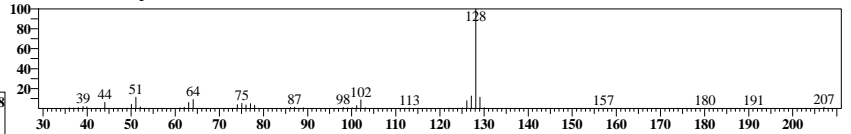
Mass:128.00 R.T:11.525 Area:78861 Conc:19.43525ppb

#	m/z	Area	Ratio	Reference
1	102.00	1826	8.66	2.00



ID#:91 R.Time:11.525(Scan#:2407)

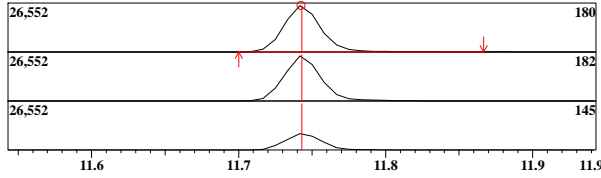
MassPeaks:51
RawMode:Averaged 11.500-11.550(2401-2413)
BG Mode:None Group 1 - Event 1 Scan



ID#:92 Name:1,2,3-Trichlorobenzene Type:Target No Manual Integration

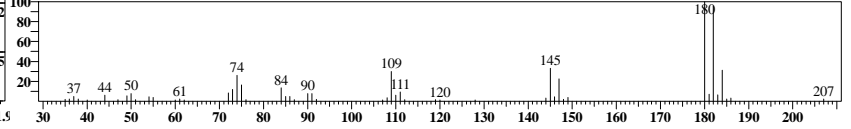
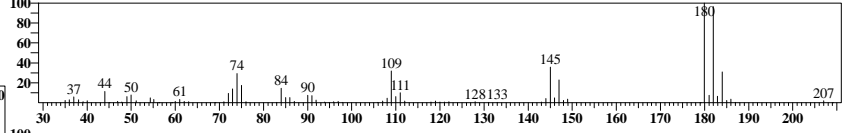
Mass:180.00 R.T:11.743 Area:45506 Conc:20.77143ppb

#	m/z	Area	Ratio	Reference
1	182.00	11874	96.33	90.00
2	145.00	4410	35.78	40.00



ID#:92 R.Time:11.742(Scan#:2459)

MassPeaks:74
RawMode:Averaged 11.717-11.767(2453-2465)
BG Mode:None Group 1 - Event 1 Scan



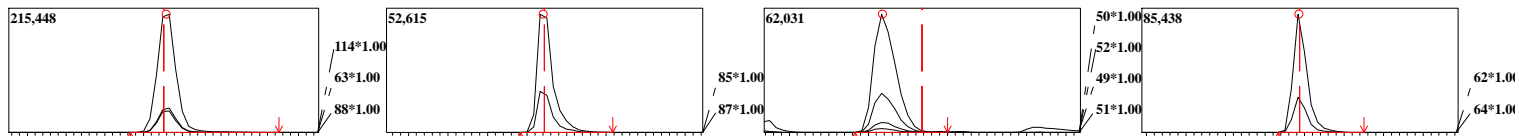
Before Manual Integrations

Analyst: ABO
Method: 8260C
Sample ID: ICAL4
Date: 1/10/2022
Time: 16:10:28
Dilution: 1

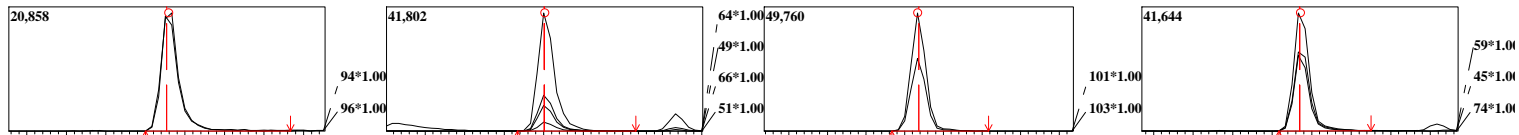
Instr: J1A Trace Number:
Batch:

Data File: C:\GCMSsolution\Data\220110A019.qgd
Method File: C:\GCMSsolution\Data\8260-W-211121A.qgm
Sample Name: ICAL4

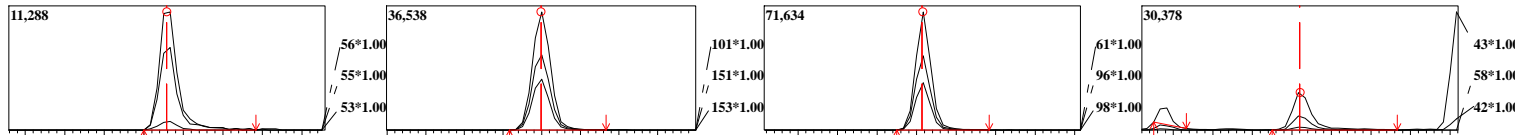
ID#:1 Mass:114.00 R.T:4.629 Area:352791 Conc:50.00000ppm	Name:1,4-Difluorobenzene (IS) Type:ISTD	ID#:2 Mass:85.00 R.T:1.571 Area:72378 Conc:34.25917ppm	Name:Dichlorodifluoromethane Type:Target	ID#:3 Mass:50.00 R.T:1.718 Area:116875 Conc:35.72194ppm	Name:Chloromethane Type:Target	ID#:4 Mass:62.00 R.T:1.793 Area:100660 Conc:22.42749ppm	Name:Vinyl Chloride Type:Target
--	--	--	---	---	-----------------------------------	---	------------------------------------



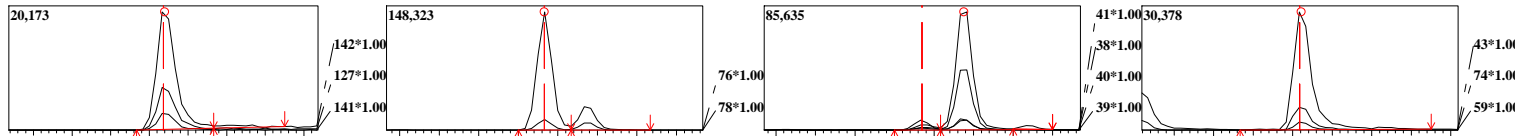
ID#:5 Mass:94.00 R.T:2.030 Area:32532 Conc:38.22274ppm	Name:Bromomethane Type:Target	ID#:6 Mass:64.00 R.T:2.102 Area:58965 Conc:23.99354ppm	Name:Chloroethane Type:Target	ID#:7 Mass:101.00 R.T:2.267 Area:63947 Conc:22.82158ppm	Name:Trichlorofluoromethane Type:Target	ID#:8 Mass:59.00 R.T:2.436 Area:56032 Conc:18.13738ppm	Name:Diethyl Ether Type:Target
--	----------------------------------	--	----------------------------------	---	--	--	-----------------------------------



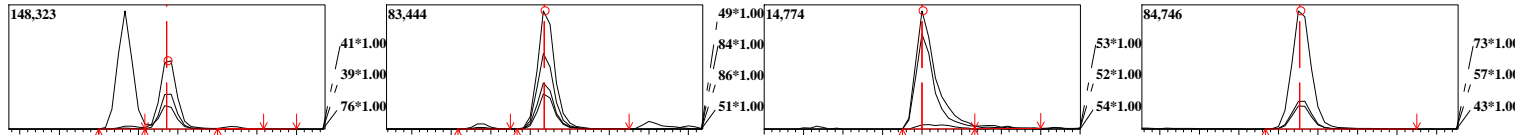
ID#:9 Mass:56.00 R.T:2.529 Area:17926 Conc:98.45918ppm	Name:Acrolein Type:Target	ID#:10 Mass:101.00 R.T:2.599 Area:57842 Conc:20.72147ppm	Name:1,1,2-Trichlorotrifluoroethane Type:Target	ID#:11 Mass:61.00 R.T:2.608 Area:91909 Conc:18.73599ppm	Name:1,1-Dichloroethene Type:Target	ID#:12 Mass:43.00 R.T:2.611 Area:16259 Conc:15.31806ppm	Name:Acetone Type:Target
--	------------------------------	--	--	---	--	---	-----------------------------



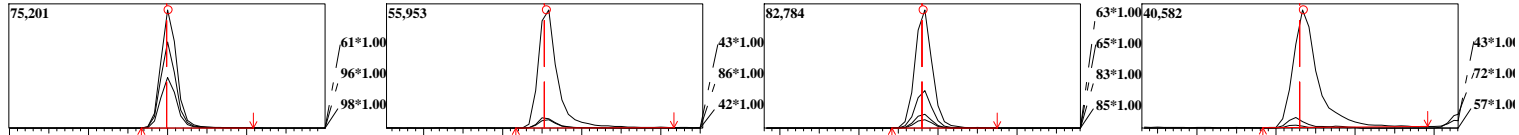
ID#:13 Mass:142.00 R.T:2.720 Area:33696 Conc:35.97878ppm	Name:Idomethane Type:Target	ID#:14 Mass:76.00 R.T:2.783 Area:188089 Conc:19.51178ppm	Name:Carbon Disulfide Type:Target	ID#:15 Mass:41.00 R.T:2.838 Area:126678 Conc:270.37075ppm	Name:Acetonitrile Type:Target	ID#:16 Mass:43.00 R.T:2.811 Area:48583 Conc:14.73840ppm	Name:Methyl Acetate Type:Target
--	--------------------------------	--	--------------------------------------	---	----------------------------------	---	------------------------------------



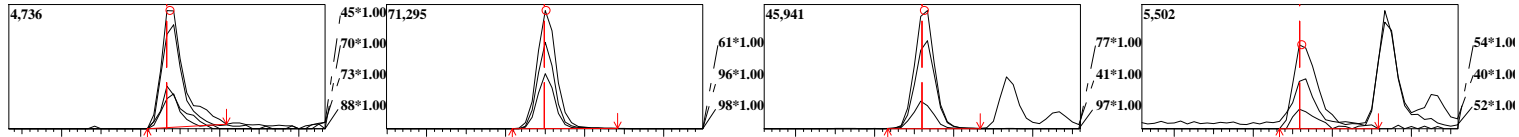
ID#:17 Mass:41.00 R.T:2.838 Area:129006 Conc:21.25552ppm	Name:Allyl Chloride(3-Chloroprene) Type:Target	ID#:18 Mass:49.00 R.T:2.919 Area:123877 Conc:22.02881ppm	Name:Methylene Chloride Type:Target	ID#:19 Mass:53.00 R.T:3.051 Area:25123 Conc:12.67046ppm	Name:Acrylonitrile Type:Target	ID#:20 Mass:73.00 R.T:3.078 Area:142639 Conc:18.07704ppm	Name:MTBE Type:Target
--	---	--	--	---	-----------------------------------	--	--------------------------



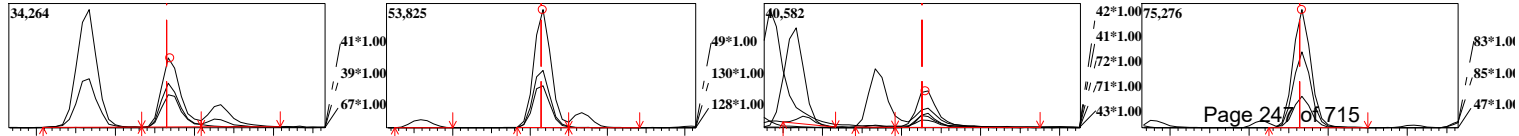
ID#:21 Mass:61.00 R.T:3.101 Area:100894 Conc:20.10502ppm	Name:trans-1,2-Dichloroethene Type:Target	ID#:22 Mass:43.00 R.T:3.356 Area:90981 Conc:28.85836ppm	Name:Vinyl Acetate Type:Target	ID#:23 Mass:63.00 R.T:3.382 Area:121142 Conc:20.67280ppm	Name:1,1-Dichloroethane Type:Target	ID#:24 Mass:43.00 R.T:3.735 Area:83035 Conc:14.94718ppm	Name:2-Butanone(MEK) Type:Target
--	--	---	-----------------------------------	--	--	---	-------------------------------------

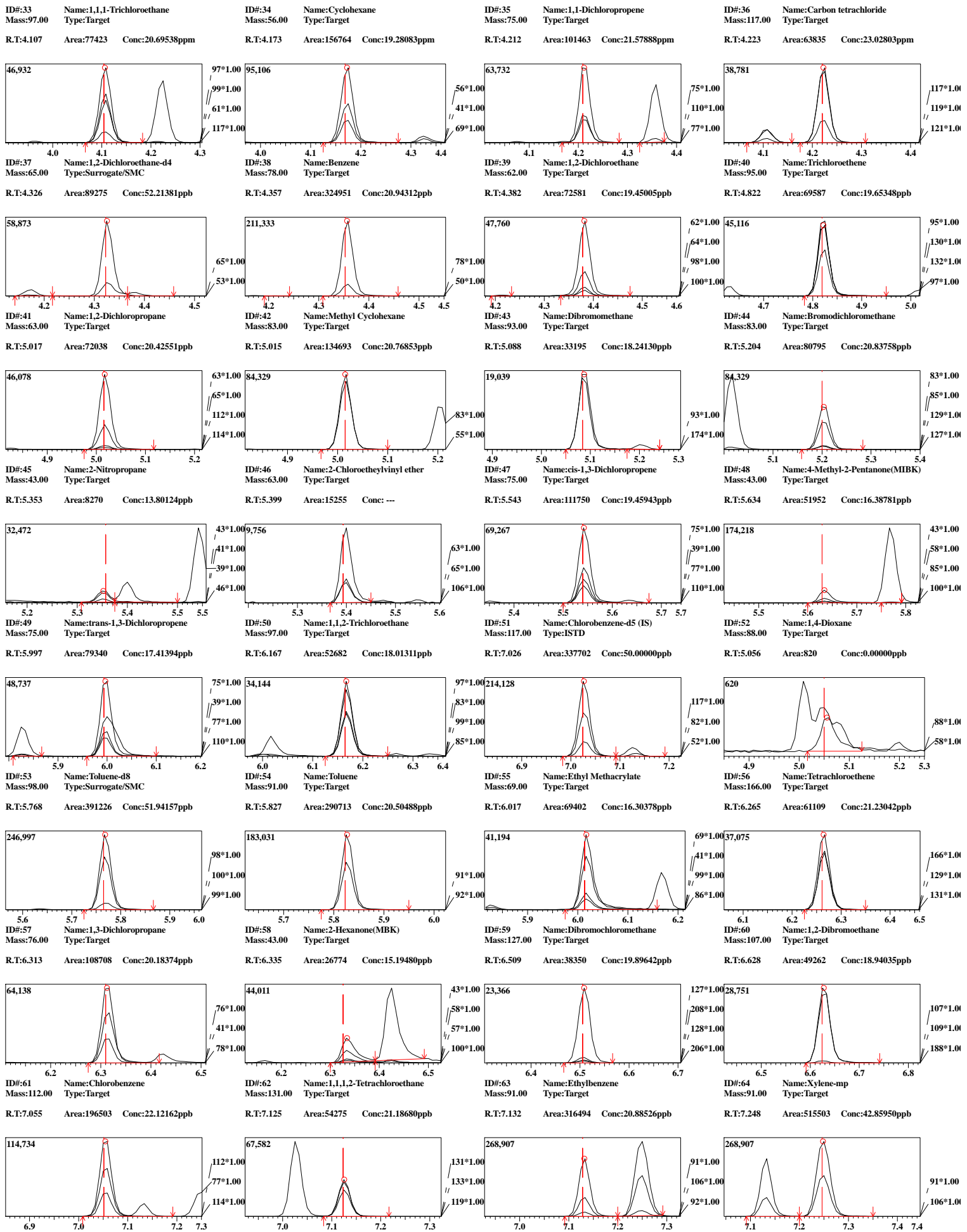


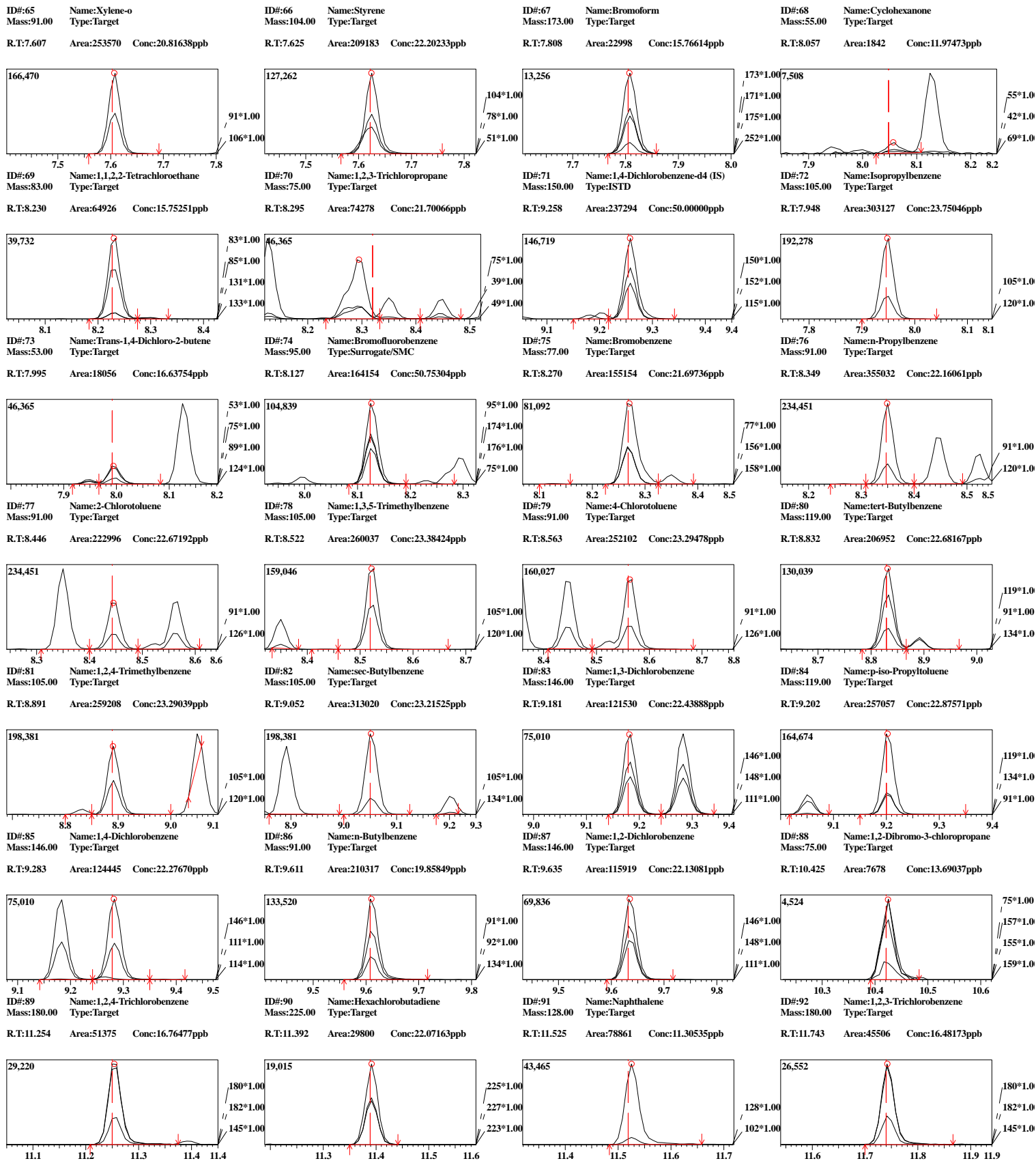
ID#:25 Mass:45.00 R.T:3.737 Area:9099 Conc:14.34666ppm	Name:Ethyl Acetate Type:Target	ID#:26 Mass:61.00 R.T:3.751 Area:115246 Conc:17.68077ppm	Name:cis-1,2-Dichloroethene Type:Target	ID#:27 Mass:77.00 R.T:3.763 Area:77735 Conc:21.17848ppm	Name:2,2-Dichloropropane Type:Target	ID#:28 Mass:54.00 R.T:3.762 Area:8482 Conc:11.74594ppm	Name:Propionitrile(Ethyl cyanide) Type:Target
--	-----------------------------------	--	--	---	---	--	--



ID#:29 Mass:41.00 R.T:3.869 Area:32537 Conc:14.06624ppm	Name:Methacrylonitrile Type:Target	ID#:30 Mass:49.00 R.T:3.916 Area:79926 Conc:21.14179ppm	Name:Bromochloromethane Type:Target	ID#:31 Mass:42.00 R.T:3.930 Area:22676 Conc:9.71265ppm	Name:Tetrahydrofuran Type:Target	ID#:32 Mass:83.00 R.T:3.966 Area:114140 Conc:21.23638ppm	Name:Chloroform Type:Target
---	---------------------------------------	---	--	--	-------------------------------------	--	--------------------------------







Analyst: ABO Instrument: J1A Trace Number: VOC-B012-F29T

Method: 8260B/C/D

Batch:

Sample ID: ICAL5

Data File: C:\GCMSsolution\Archived Data\2022\01-JAN\220110after\220110A020.qgd

Date: 1/10/2022

Method File: C:\GCMSsolution\Data\8260-W-220110A.qgm

Time: 16:34:49

Sample Name: ICAL5

Dilution: 1

Internal Standard

ID#	Name	Mass	Time	Area	Conc.
1	1,4-Difluorobenzene (IS)	114.00	4.63	353121	50.00
51	Chlorobenzene-d5 (IS)	117.00	7.03	347150	50.00
71	1,4-Dichlorobenzene-d4 (IS)	150.00	9.26	265637	50.00

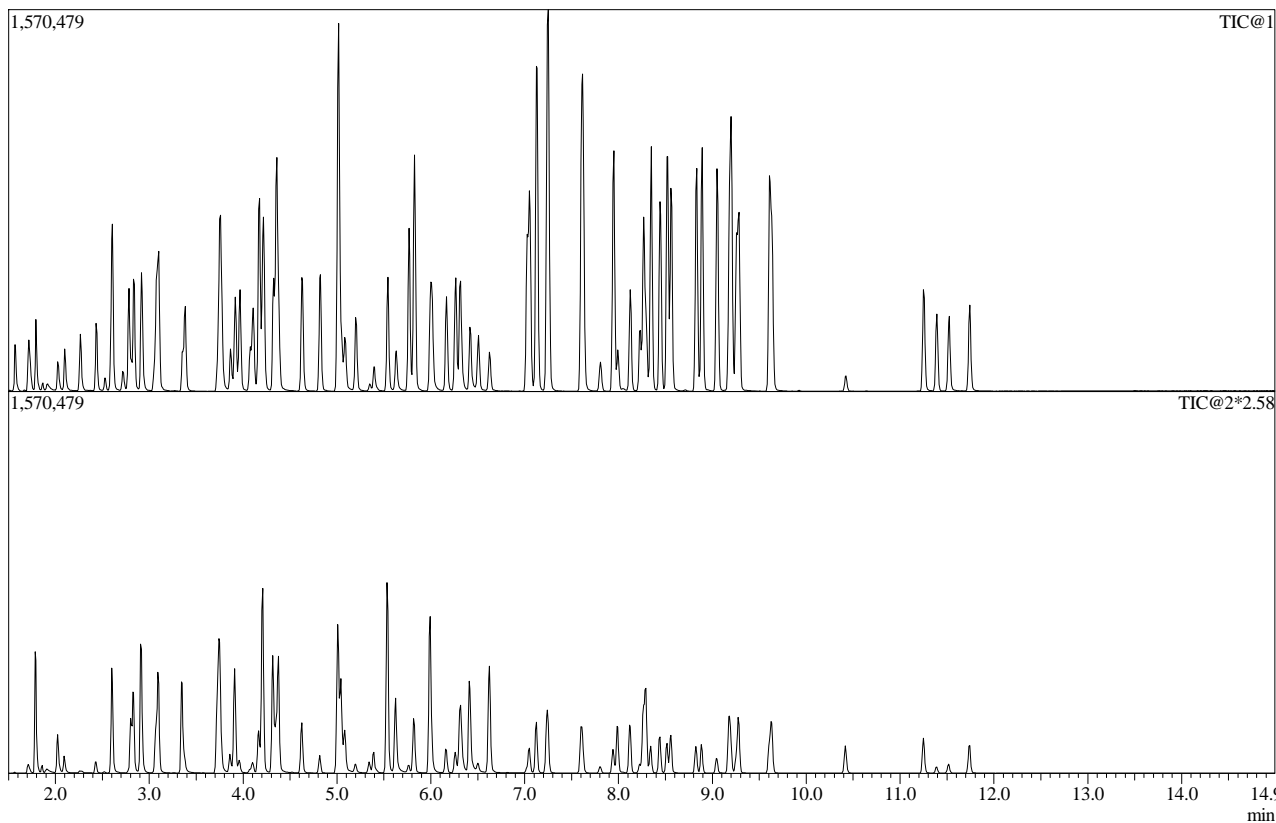
Surrogate

ID#	Name	Mass	Time	Area	Conc.
37	1,2-Dichloroethane-d4	65.00	4.33	90536	50.25
53	Toluene-d8	98.00	5.77	398965	50.27
74	Bromofluorobenzene	95.00	8.13	169640	46.96

Target

ID#	Name	Mass	Time	Area	Conc.
2	Dichlorodifluoromethane	85.00	1.57	156226	43.93
3	Chloromethane	50.00	1.72	254274	43.56
4	Vinyl Chloride	62.00	1.79	219873	44.18
5	Bromomethane	94.00	2.03	72241	47.82
6	Chloroethane	64.00	2.10	126636	43.77
7	Trichlorofluoromethane	101.00	2.27	136316	43.60
8	Diethyl Ether	59.00	2.44	131050	46.70
9	Acrolein	56.00	2.53	40112	219.83
10	1,1,2-Trichlorotrifluoroethane	101.00	2.60	122787	43.39
11	1,1-Dichloroethene	61.00	2.61	204072	44.38
12	Acetone	43.00	2.61	36239	45.04
13	Idomethane	142.00	2.72	89739	47.25
14	Carbon Disulfide	76.00	2.78	413435	45.61
15	Acetonitrile	41.00	2.79	15275	46.46
16	Methyl Acetate	43.00	2.81	111367	46.46
17	Allyl Chloride(3-Chloroprene)	41.00	2.84	278814	45.84
18	Methylene Chloride	49.00	2.92	261612	44.66
19	Acrylonitrile	53.00	3.05	60337	45.73
20	MTBE	73.00	3.08	326125	47.47
21	trans-1,2-Dichloroethene	61.00	3.10	217340	44.17
22	Vinyl Acetate	43.00	3.35	203363	47.89
23	1,1-Dichloroethane	63.00	3.38	263527	44.76
24	2-Butanone(MEK)	43.00	3.73	196096	47.49
25	Ethyl Acetate	45.00	3.74	22633	46.08
26	cis-1,2-Dichloroethene	61.00	3.75	255937	44.76
27	2,2-Dichloropropane	77.00	3.76	163191	44.88
28	Propionitrile(Ethyl cyanide)	54.00	3.76	19992	46.51
29	Methacrylonitrile	41.00	3.87	78251	48.82
30	Bromochloromethane	49.00	3.92	176274	46.16
31	Tetrahydrofuran	42.00	3.93	44605	45.14
32	Chloroform	83.00	3.97	247893	44.52
33	1,1,1-Trichloroethane	97.00	4.11	174127	45.14
34	Cyclohexane	56.00	4.17	354115	46.03
35	1,1-Dichloropropene	75.00	4.21	222286	45.54
36	Carbon tetrachloride	117.00	4.22	141641	45.86
38	Benzene	78.00	4.36	717636	45.15
39	1,2-Dichloroethane	62.00	4.38	167272	44.78
40	Trichloroethene	95.00	4.82	151647	44.90
41	1,2-Dichloropropane	63.00	5.02	158750	45.19
42	Methyl Cyclohexane	83.00	5.01	298470	46.89
43	Dibromomethane	93.00	5.09	72661	45.30
44	Bromodichloromethane	83.00	5.20	184273	46.58
45	2-Nitropropane	43.00	5.35	20950	46.80
46	2-Chloroethylvinyl ether	63.00	5.40	37558	45.14
47	cis-1,3-Dichloropropene	75.00	5.54	255093	48.59
48	4-Methyl-2-Pentanone(MIBK)	43.00	5.63	126941	49.18
49	trans-1,3-Dichloropropene	75.00	5.99	190632	49.30
50	1,1,2-Trichloroethane	97.00	6.17	120319	46.14
52	1,4-Dioxane	88.00	5.05	1720	41.02
54	Toluene	91.00	5.83	646868	44.56
55	Ethyl Methacrylate	69.00	6.01	167879	47.57

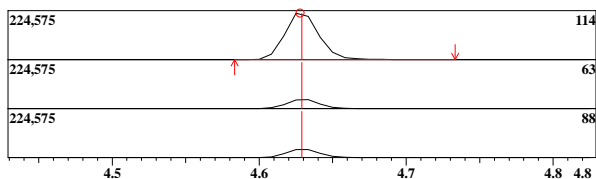
ID#	Name	Mass	Time	Area	Conc.
56	Tetrachloroethene	166.00	6.26	136425	45.45
57	1,3-Dichloropropane	76.00	6.31	250706	46.84
58	2-Hexanone(MBK)	43.00	6.33	72358	48.13
59	Dibromochloromethane	127.00	6.51	88867	48.22
60	1,2-Dibromoethane	107.00	6.63	112655	47.68
61	Chlorobenzene	112.00	7.05	433580	45.10
62	1,1,1,2-Tetrachloroethane	131.00	7.13	122945	47.08
63	Ethylbenzene	91.00	7.13	713538	45.78
64	Xylene-mp	91.00	7.25	1136934	88.44
65	Xylene-o	91.00	7.61	576971	46.01
66	Styrene	104.00	7.62	470122	47.73
67	Bromoform	173.00	7.81	56287	46.15
68	Cyclohexanone	55.00	8.05	4695	42.65
69	1,1,2,2-Tetrachloroethane	83.00	8.23	151871	45.97
70	1,2,3-Trichloropropane	75.00	8.29	125759	47.32
72	Isopropylbenzene	105.00	7.95	673760	44.02
73	Trans-1,4-Dichloro-2-butene	53.00	7.99	42467	42.76
75	Bromobenzene	77.00	8.27	359710	43.34
76	n-Propylbenzene	91.00	8.35	809736	43.63
77	2-Chlorotoluene	91.00	8.44	498295	43.03
78	1,3,5-Trimethylbenzene	105.00	8.52	581118	43.71
79	4-Chlorotoluene	91.00	8.56	519074	43.42
80	tert-Butylbenzene	119.00	8.83	478620	45.36
81	1,2,4-Trimethylbenzene	105.00	8.89	580529	44.26
82	sec-Butylbenzene	105.00	9.05	697316	43.75
83	1,3-Dichlorobenzene	146.00	9.18	277358	43.03
84	p-iso-Propyltoluene	119.00	9.20	587723	45.75
85	1,4-Dichlorobenzene	146.00	9.28	278749	41.88
86	n-Butylbenzene	91.00	9.61	502620	43.94
87	1,2-Dichlorobenzene	146.00	9.63	270075	43.76
88	1,2-Dibromo-3-chloropropane	75.00	10.42	19338	43.67
89	1,2,4-Trichlorobenzene	180.00	11.25	135639	46.68
90	Hexachlorobutadiene	225.00	11.39	65223	42.47
91	Naphthalene	128.00	11.52	268247	47.64
92	1,2,3-Trichlorobenzene	180.00	11.74	114103	43.89



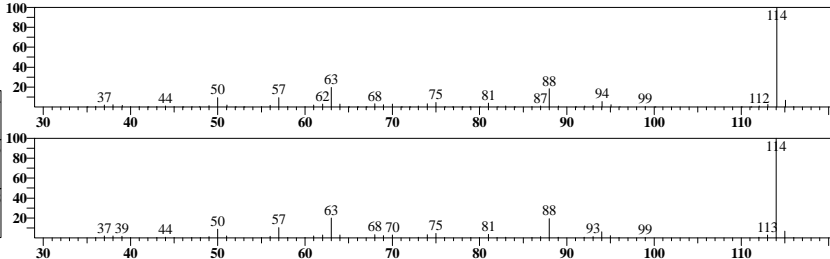
ID#1 Name:1,4-Difluorobenzene (IS) Type:ISTD No Manual Integration

Mass:114.00 R.T:4.628 Area:353121 Conc:50.00000ppm

#	m/z	Area	Ratio	Reference
1	63.00	19296	19.68	23.00
2	88.00	17929	18.29	20.00



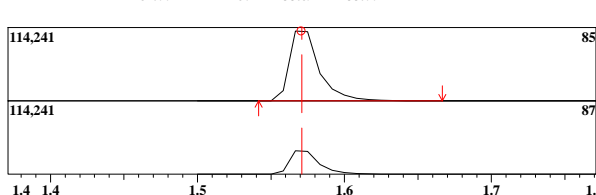
ID#1 R.Time:4.625(Scan#:751)
MassPeaks:67
RawMode:Averaged 4.600-4.650(745-757)
BG Mode:None Group 1 - Event 1 Scan



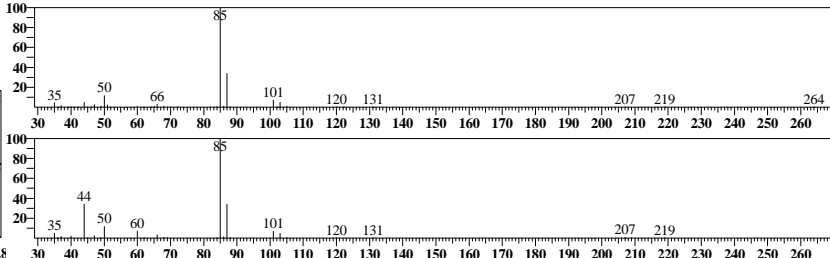
ID#2 Name:Dichlorodifluoromethane Type:Target No Manual Integration

Mass:85.00 R.T:1.571 Area:156226 Conc:43.92907ppm

#	m/z	Area	Ratio	Reference
1	87.00	14160	33.69	33.00



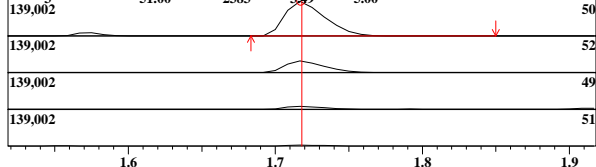
ID#2 R.Time:1.575(Scan#:19)
MassPeaks:40
RawMode:Averaged 1.542-1.592(11-23)
BG Mode:None Group 1 - Event 1 Scan




ID#3 Name:Chloromethane Type:Target No Manual Integration

Mass:50.00 R.T:1.717 Area:254274 Conc:43.56302ppm

#	m/z	Area	Ratio	Reference
1	52.00	22575	33.06	30.00
2	49.00	5952	8.72	10.00
3	51.00	2383	3.49	5.00



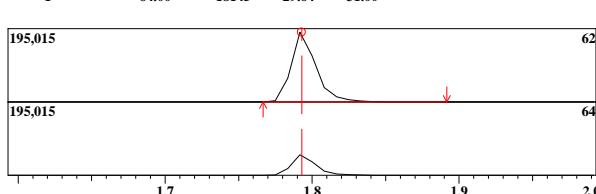
ID#3 R.Time:1.717(Scan#:53)
MassPeaks:28
RawMode:Averaged 1.692-1.742(47-59)
BG Mode:None Group 1 - Event 1 Scan




ID#4 Name:Vinyl Chloride Type:Target No Manual Integration

Mass:62.00 R.T:1.793 Area:219873 Conc:44.18273ppm

#	m/z	Area	Ratio	Reference
1	64.00	18145	29.64	31.00



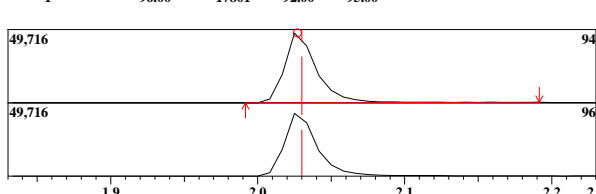
ID#4 R.Time:1.792(Scan#:71)
MassPeaks:45
RawMode:Averaged 1.767-1.817(65-77)
BG Mode:None Group 1 - Event 1 Scan




ID#5 Name:Bromomethane Type:Target No Manual Integration

Mass:94.00 R.T:2.027 Area:72241 Conc:47.82113ppm

#	m/z	Area	Ratio	Reference
1	96.00	17801	92.00	95.00



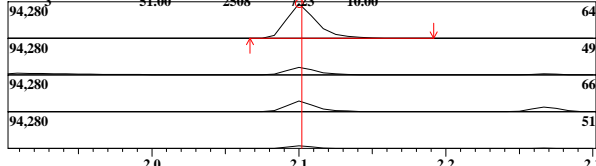
ID#5 R.Time:2.025(Scan#:127)
MassPeaks:44
RawMode:Averaged 2.000-2.050(121-133)
BG Mode:None Group 1 - Event 1 Scan




ID#6 Name:Chloroethane Type:Target No Manual Integration

Mass:64.00 R.T:2.100 Area:126636 Conc:43.77368ppm

#	m/z	Area	Ratio	Reference
1	49.00	7750	22.34	25.00
2	66.00	10616	30.60	31.00
3	51.00	2508	7.23	10.00



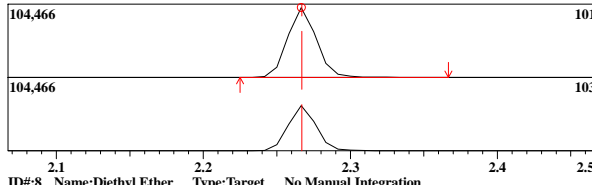
ID#6 R.Time:2.100(Scan#:145)
MassPeaks:49
RawMode:Averaged 2.075-2.125(139-151)
BG Mode:None Group 1 - Event 1 Scan



ID#7 Name:Trichlorofluoromethane Type:Target No Manual Integration

Mass:101.00 R.T:2.267 Area:136316 Conc:43.59539ppm

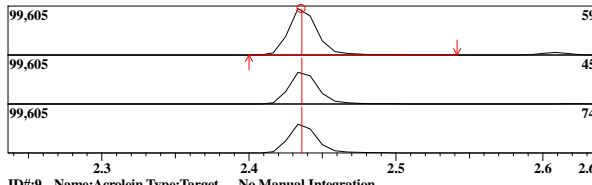
#	m/z	Area	Ratio	Reference
1	103.00	24192	63.10	57.00



ID#8 Name:Diethyl Ether Type:Target No Manual Integration

Mass:59.00 R.T:2.436 Area:131050 Conc:46.70044ppm

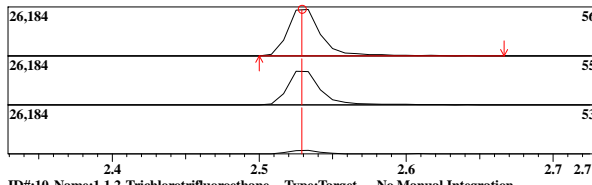
#	m/z	Area	Ratio	Reference
1	45.00	25484	70.41	80.00
2	74.00	22531	62.25	68.00



ID#9 Name:Acrolein Type:Target No Manual Integration

Mass:56.00 R.T:2.529 Area:40112 Conc:219.83125ppm

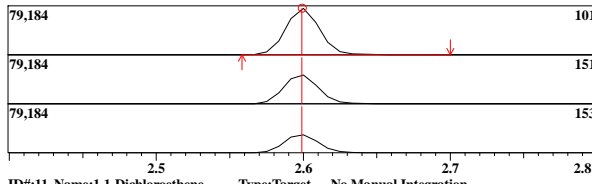
#	m/z	Area	Ratio	Reference
1	55.00	7845	72.24	70.00
2	53.00	873	8.04	5.00



ID#10 Name:1,1,2-Trichlorotrifluoroethane Type:Target No Manual Integration

Mass:101.00 R.T:2.599 Area:122787 Conc:43.39154ppm

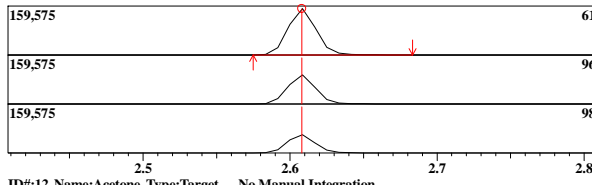
#	m/z	Area	Ratio	Reference
1	151.00	22054	64.22	60.00
2	153.00	13978	40.70	40.00



ID#11 Name:1,1-Dichloroethene Type:Target No Manual Integration

Mass:61.00 R.T:2.608 Area:204072 Conc:44.37503ppm

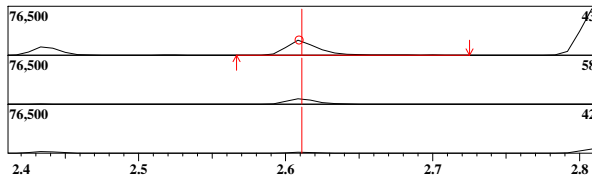
#	m/z	Area	Ratio	Reference
1	96.00	36298	62.95	60.00
2	98.00	23000	39.89	36.00



ID#12 Name:Acetone Type:Target No Manual Integration

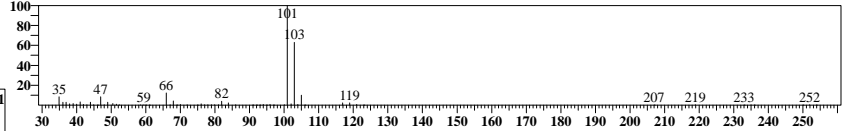
Mass:43.00 R.T:2.609 Area:36239 Conc:45.03568ppm

#	m/z	Area	Ratio	Reference
1	58.00	3595	37.23	30.00
2	42.00	788	8.16	10.00



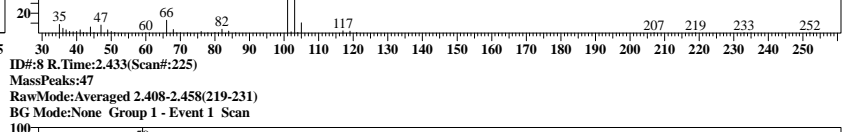
ID#7 R.Time:2.267(Scan#:185)

MassPeaks:64
RawMode:Averaged 2.242-2.292(179-191)
BG Mode:None Group 1 - Event 1 Scan



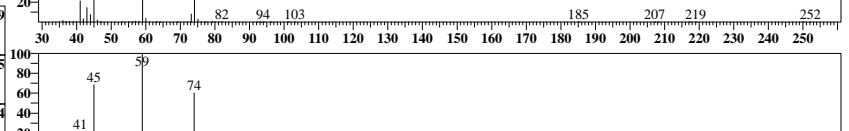
ID#8 R.Time:2.433(Scan#:225)

MassPeaks:47
RawMode:Averaged 2.408-2.458(219-231)
BG Mode:None Group 1 - Event 1 Scan



ID#9 R.Time:2.533(Scan#:249)

MassPeaks:34
RawMode:Averaged 2.508-2.558(243-255)
BG Mode:None Group 1 - Event 1 Scan



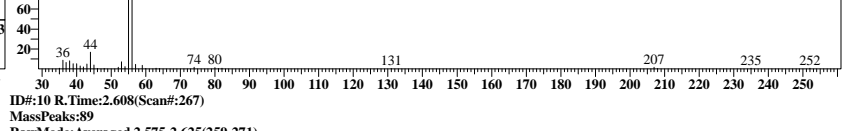
ID#10 R.Time:2.608(Scan#:267)

MassPeaks:89
RawMode:Averaged 2.575-2.625(259-271)
BG Mode:None Group 1 - Event 1 Scan



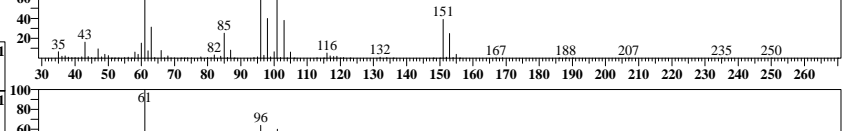
ID#11 R.Time:2.608(Scan#:267)

MassPeaks:90
RawMode:Averaged 2.583-2.633(261-273)
BG Mode:None Group 1 - Event 1 Scan



ID#12 R.Time:2.608(Scan#:267)

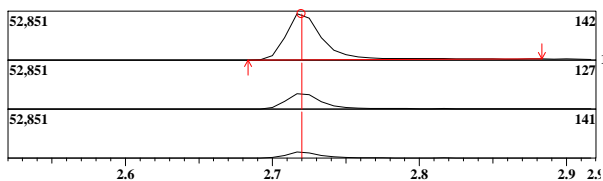
MassPeaks:90
RawMode:Averaged 2.583-2.633(261-273)
BG Mode:None Group 1 - Event 1 Scan



ID#:13 Name:Idomethane Type:Target No Manual Integration

Mass:142.00 R.T:2.719 Area:89739 Conc:47.25160ppm

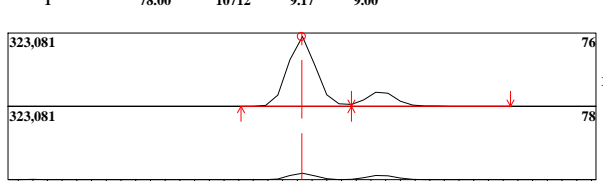
#	m/z	Area	Ratio	Reference
1	127.00	7839	34.09	35.00
2	141.00	3006	13.07	13.00



ID#:14 Name:Carbon Disulfide Type:Target No Manual Integration

Mass:76.00 R.T:2.783 Area:413435 Conc:45.61390ppm

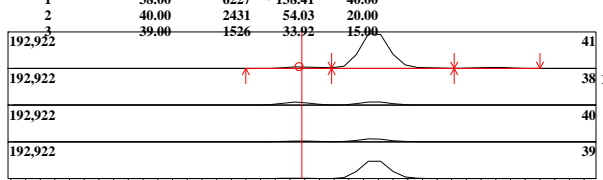
#	m/z	Area	Ratio	Reference
1	78.00	10712	9.17	9.00



ID#:15 Name:Acetonitrile Type:Target No Manual Integration

Mass:41.00 R.T:2.786 Area:15275 Conc:46.46450ppm

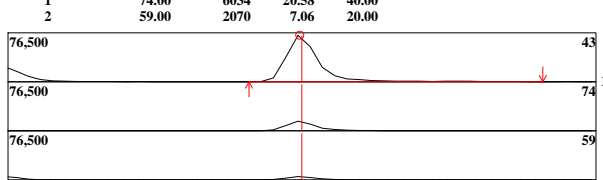
#	m/z	Area	Ratio	Reference
1	38.00	6227	138.41	40.00
2	40.00	2431	54.03	20.00
3	39.00	1526	33.92	15.00



ID#:16 Name:Methyl Acetate Type:Target No Manual Integration

Mass:43.00 R.T:2.810 Area:111367 Conc:46.46420ppm

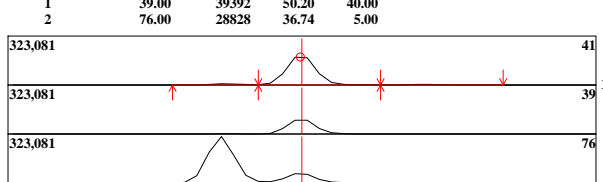
#	m/z	Area	Ratio	Reference
1	74.00	6034	20.58	40.00
2	59.00	2070	7.06	20.00



ID#:17 Name:Allyl Chloride(3-Chloroprene) Type:Target No Manual Integration

Mass:41.00 R.T:2.837 Area:278814 Conc:45.84085ppm

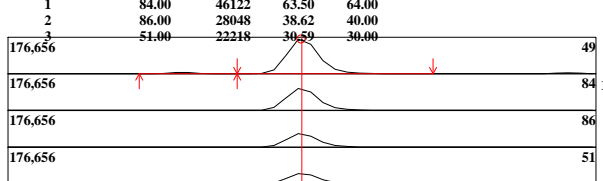
#	m/z	Area	Ratio	Reference
1	39.00	39392	50.20	40.00
2	76.00	28828	36.74	5.00



ID#:18 Name:Methylene Chloride Type:Target No Manual Integration

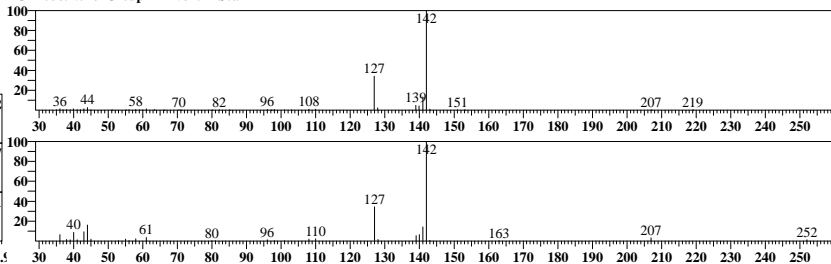
Mass:49.00 R.T:2.919 Area:261612 Conc:44.66211ppm

#	m/z	Area	Ratio	Reference
1	84.00	46122	63.50	64.00
2	86.00	28048	38.62	40.00
3	51.00	22218	30.59	30.00



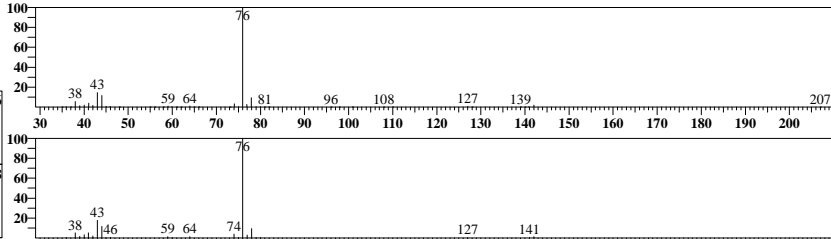
ID#:13 R.Time:2.717(Scan#:293)

MassPeaks:43
RawMode:Averaged 2.692-2.742(287-299)
BG Mode:None Group 1 - Event 1 Scan



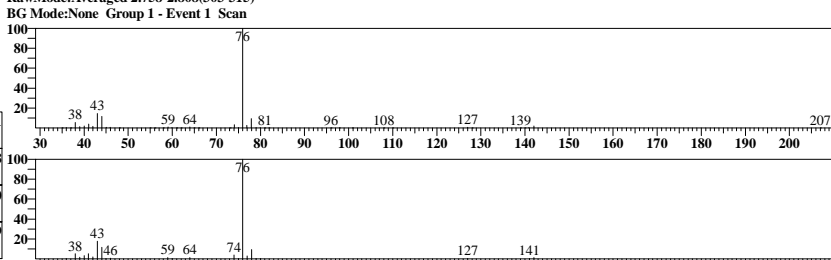
ID#:14 R.Time:2.783(Scan#:309)

MassPeaks:45
RawMode:Averaged 2.758-2.808(303-315)
BG Mode:None Group 1 - Event 1 Scan




ID#:15 R.Time:2.783(Scan#:309)

MassPeaks:45
RawMode:Averaged 2.758-2.808(303-315)
BG Mode:None Group 1 - Event 1 Scan



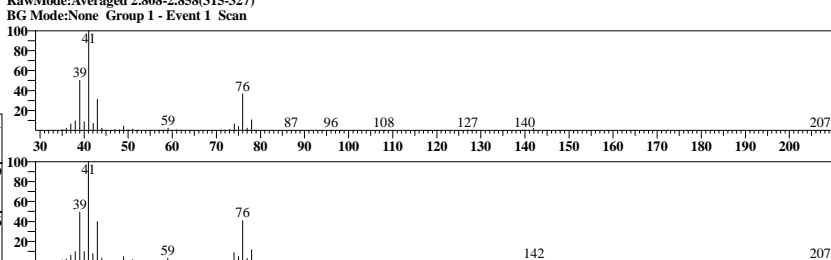
ID#:16 R.Time:2.792(Scan#:311)

MassPeaks:54
RawMode:Averaged 2.783-2.833(309-321)
BG Mode:None Group 1 - Event 1 Scan




ID#:17 R.Time:2.833(Scan#:321)

MassPeaks:50
RawMode:Averaged 2.808-2.858(315-327)
BG Mode:None Group 1 - Event 1 Scan



ID#:18 R.Time:2.917(Scan#:341)

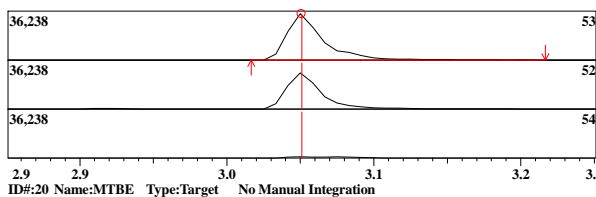
MassPeaks:45
RawMode:Averaged 2.892-2.942(335-347)
BG Mode:None Group 1 - Event 1 Scan



ID#:19 Name:Acrylonitrile Type:Target No Manual Integration

Mass:53.00 R.T:3.051 Area:60337 Conc:45.72655ppm

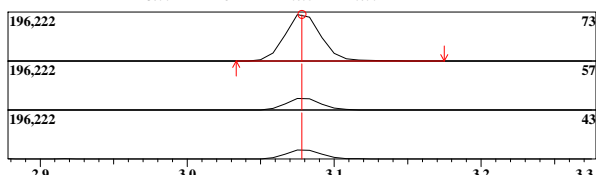
#	m/z	Area	Ratio	Reference
1	52.00	11737	78.11	40.00
2	54.00	736	4.90	10.00



ID#:20 Name:MTBE Type:Target No Manual Integration

Mass:73.00 R.T:3.078 Area:326125 Conc:47.47398ppm

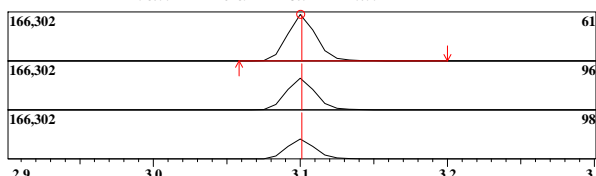
#	m/z	Area	Ratio	Reference
1	57.00	22495	24.89	26.00
2	43.00	18114	20.05	20.00



ID#:21 Name:trans-1,2-Dichloroethene Type:Target No Manual Integration

Mass:61.00 R.T:3.100 Area:217340 Conc:44.17323ppm

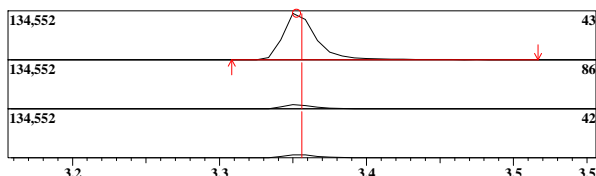
#	m/z	Area	Ratio	Reference
1	96.00	42251	69.44	64.00
2	98.00	26189	43.04	40.00



ID#:22 Name:Vinyl Acetate Type:Target No Manual Integration

Mass:43.00 R.T:3.353 Area:203363 Conc:47.88541ppm

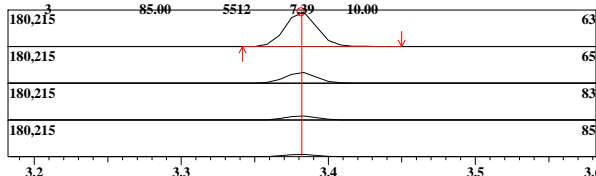
#	m/z	Area	Ratio	Reference
1	86.00	5002	9.33	10.00
2	42.00	3895	7.27	0.00



ID#:23 Name:1,1-Dichloroethane Type:Target No Manual Integration

Mass:63.00 R.T:3.382 Area:263527 Conc:44.75780ppm

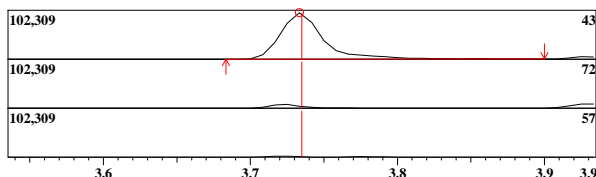
#	m/z	Area	Ratio	Reference
1	65.00	23010	30.87	30.00
2	83.00	8878	11.91	10.00
3	85.00	5512	7.29	10.00



ID#:24 Name:2-Butanone(MEK) Type:Target No Manual Integration


Mass:43.00 R.T:3.733 Area:196096 Conc:47.48707ppm

#	m/z	Area	Ratio	Reference
1	72.00	3799	7.54	30.00
2	57.00	1180	2.34	11.00




ID#:19 R.Time:3.067(Scan#:377)

MassPeaks:47
RawMode:Averaged 3.025-3.075(367-379)
BG Mode:None Group 1 - Event 1 Scan



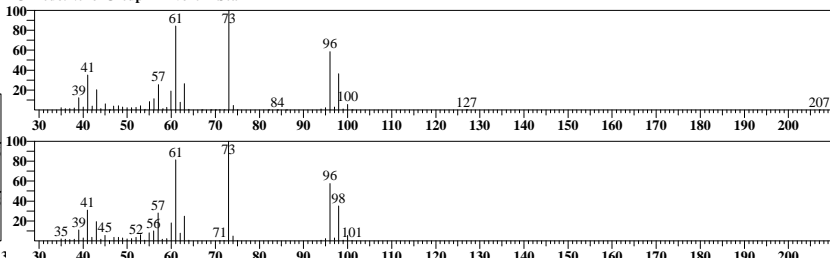
ID#:20 R.Time:3.092(Scan#:383)

MassPeaks:52
RawMode:Averaged 3.050-3.100(373-385)
BG Mode:None Group 1 - Event 1 Scan




ID#:21 R.Time:3.100(Scan#:385)

MassPeaks:51
RawMode:Averaged 3.075-3.125(379-391)
BG Mode:None Group 1 - Event 1 Scan




ID#:22 R.Time:3.367(Scan#:449)

MassPeaks:52
RawMode:Averaged 3.325-3.375(439-451)
BG Mode:None Group 1 - Event 1 Scan



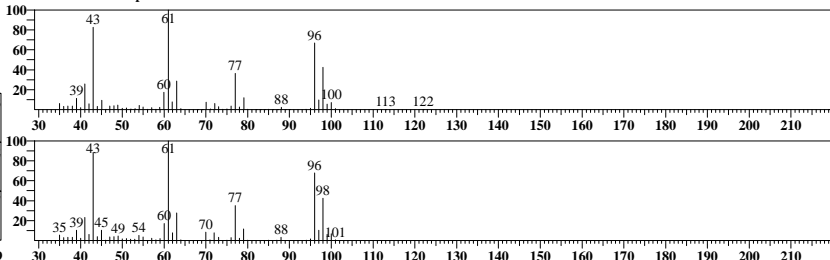
ID#:23 R.Time:3.383(Scan#:453)

MassPeaks:56
RawMode:Averaged 3.358-3.408(447-459)
BG Mode:None Group 1 - Event 1 Scan



ID#:24 R.Time:3.750(Scan#:541)

MassPeaks:63
RawMode:Averaged 3.708-3.758(531-543)
BG Mode:None Group 1 - Event 1 Scan

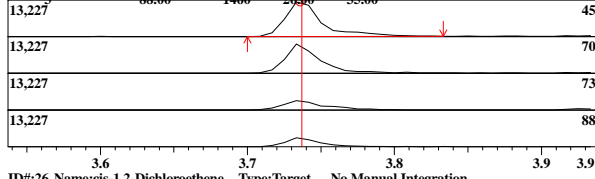


ID#:25 Name:Ethyl Acetate Type:Target No Manual Integration

Mass:45.00 R.T:3.736 Area:22633 Conc:46.07949ppm

Event:1:Scan SI:98

#	m/z	Area	Ratio	Reference
1	70.00	4553	81.07	100.00
2	73.00	1706	30.38	45.00
3	88.00	1460	26.40	35.00

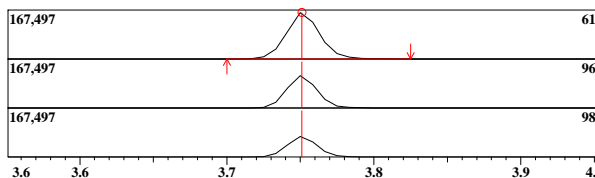


ID#:26 Name:cis-1,2-Dichloroethene Type:Target No Manual Integration

Mass:61.00 R.T:3.751 Area:255937 Conc:44.76140ppm

Event:1:Scan SI:98

#	m/z	Area	Ratio	Reference
1	96.00	46194	64.47	55.00
2	98.00	29272	40.85	35.00

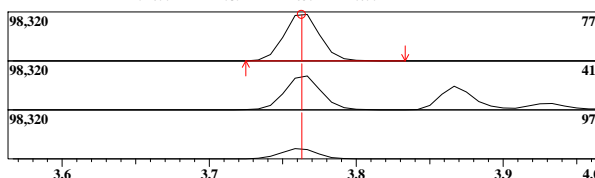


ID#:27 Name:2,2-Dichloropropane Type:Target No Manual Integration

Mass:77.00 R.T:3.763 Area:163191 Conc:44.87737ppm

Event:1:Scan SI:97

#	m/z	Area	Ratio	Reference
1	41.00	33717	73.32	80.00
2	97.00	10392	22.60	20.00

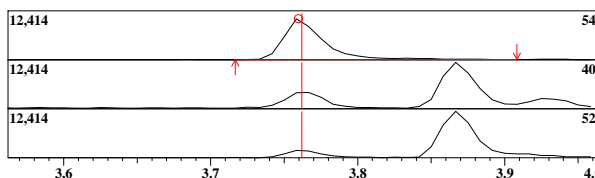


ID#:28 Name:Propionitrile(Ethyl cyanide) Type:Target No Manual Integration

Mass:54.00 R.T:3.760 Area:19992 Conc:46.51401ppm

Event:1:Scan SI:98

#	m/z	Area	Ratio	Reference
1	40.00	2284	46.14	30.00
2	52.00	936	18.91	10.00

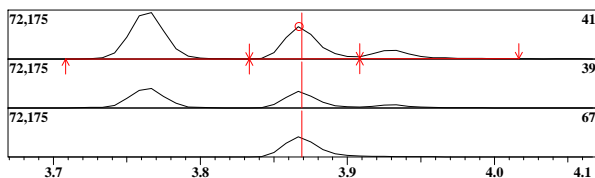


ID#:29 Name:Methacrylonitrile Type:Target No Manual Integration

Mass:41.00 R.T:3.867 Area:78251 Conc:48.82079ppm

Event:1:Scan SI:98

#	m/z	Area	Ratio	Reference
1	39.00	10941	50.16	62.00
2	67.00	13749	63.04	62.00

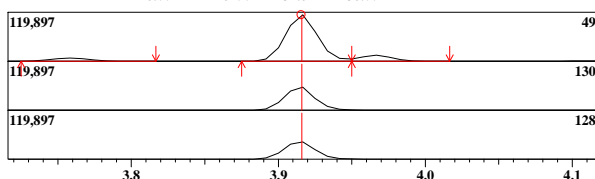


ID#:30 Name:Bromochloromethane Type:Target No Manual Integration

Mass:49.00 R.T:3.916 Area:176274 Conc:46.15845ppm

Event:1:Scan SI:95

#	m/z	Area	Ratio	Reference
1	130.00	24120	48.68	48.00
2	128.00	18750	37.84	38.00

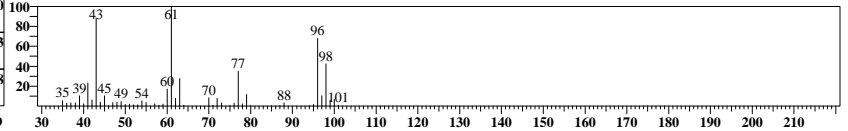



ID#:25 R.Time:3.750(Scan#:541)

MassPeaks:63

RawMode:Averaged 3.708-3.758(531-543)

BG Mode:None Group 1 - Event 1 Scan

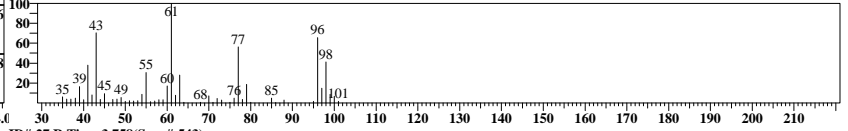



ID#:26 R.Time:3.758(Scan#:543)

MassPeaks:66

RawMode:Averaged 3.725-3.775(535-547)

BG Mode:None Group 1 - Event 1 Scan

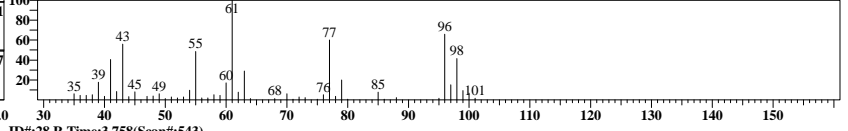
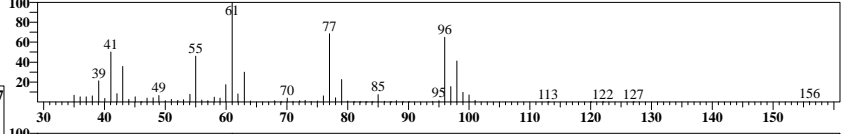


ID#:27 R.Time:3.758(Scan#:543)

MassPeaks:66

RawMode:Averaged 3.742-3.792(539-551)

BG Mode:None Group 1 - Event 1 Scan

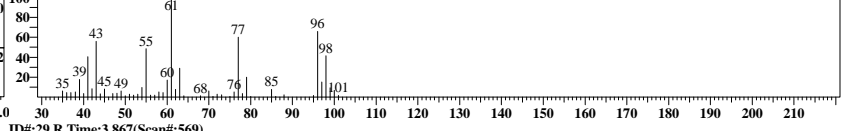



ID#:28 R.Time:3.758(Scan#:543)

MassPeaks:67

RawMode:Averaged 3.733-3.783(537-549)

BG Mode:None Group 1 - Event 1 Scan

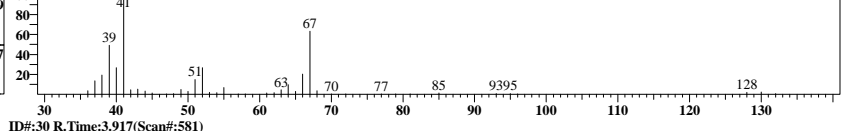
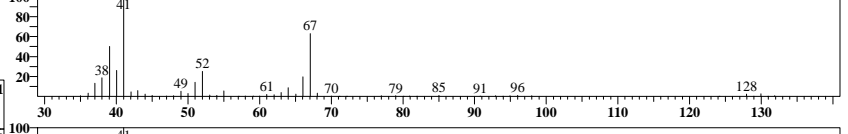


ID#:29 R.Time:3.867(Scan#:569)

MassPeaks:53

RawMode:Averaged 3.842-3.892(563-575)

BG Mode:None Group 1 - Event 1 Scan

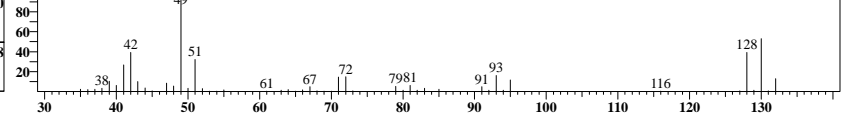
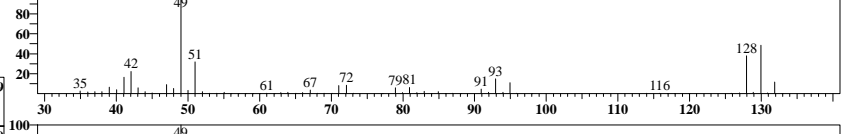


ID#:30 R.Time:3.917(Scan#:581)

MassPeaks:69

RawMode:Averaged 3.892-3.942(575-587)

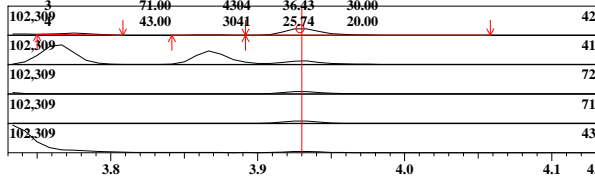
BG Mode:None Group 1 - Event 1 Scan



ID#:31 Name:Tetrahydrofuran Type:Target No Manual Integration

Mass:42.00 R.T:3.929 Area:44605 Conc:45.14491ppm

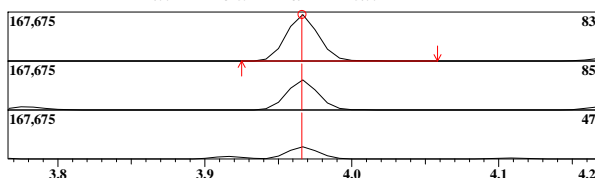
#	m/z	Area	Ratio	Reference
1	41.00	7561	64.01	50.00
2	72.00	4500	38.09	30.00
3	71.00	4304	36.43	30.00
4	43.00	3041	25.74	20.00



ID#:32 Name:Chloroform Type:Target No Manual Integration

Mass:83.00 R.T:3.966 Area:247893 Conc:44.51587ppm

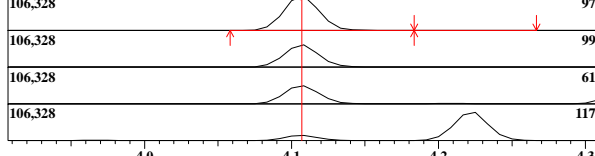
#	m/z	Area	Ratio	Reference
1	85.00	44541	63.74	64.00
2	47.00	18459	26.41	25.00



ID#:33 Name:1,1,1-Trichloroethane Type:Target No Manual Integration

Mass:97.00 R.T:4.106 Area:174127 Conc:45.14112ppm

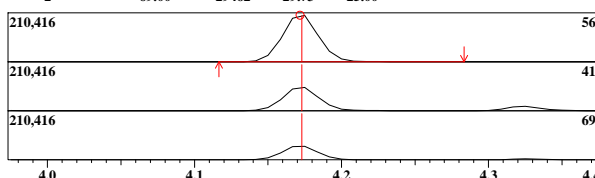
#	m/z	Area	Ratio	Reference
1	99.00	30850	63.16	64.00
2	61.00	25849	52.92	50.00
3	117.00	7307	14.96	10.00



ID#:34 Name:Cyclohexane Type:Target No Manual Integration

Mass:56.00 R.T:4.172 Area:354115 Conc:46.02515ppm

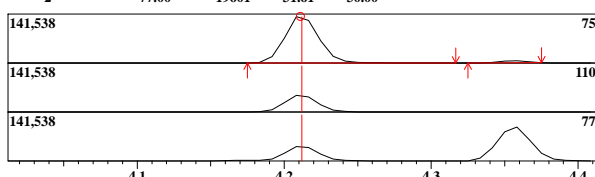
#	m/z	Area	Ratio	Reference
1	41.00	50436	50.89	60.00
2	69.00	29462	29.73	25.00



ID#:35 Name:1,1-Dichloropropene Type:Target No Manual Integration

Mass:75.00 R.T:4.211 Area:222286 Conc:45.54146ppm

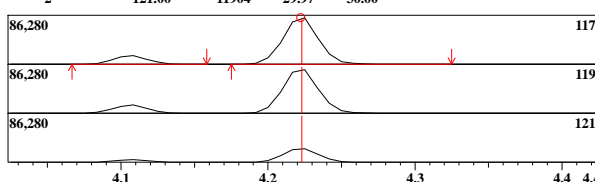
#	m/z	Area	Ratio	Reference
1	110.00	22193	35.78	34.00
2	77.00	19601	31.61	30.00



ID#:36 Name:Carbon tetrachloride Type:Target No Manual Integration

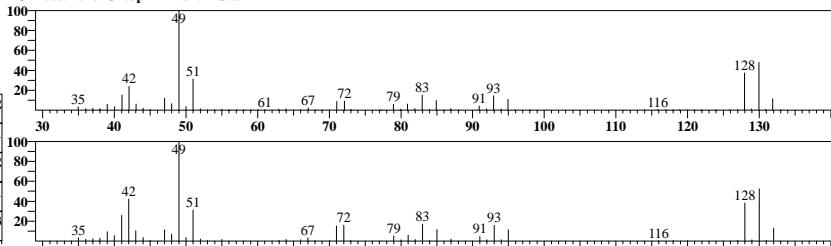
Mass:117.00 R.T:4.222 Area:141641 Conc:45.86320ppm

#	m/z	Area	Ratio	Reference
1	119.00	37875	95.36	95.00
2	121.00	11904	29.97	30.00



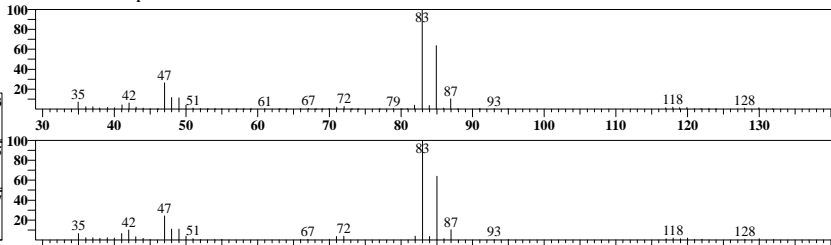
ID#:31 R.Time:3.917(Scan#:581)

MassPeaks:72 RawMode:Averaged 3.900-3.950(577-589) BG Mode:None Group 1 - Event 1 Scan



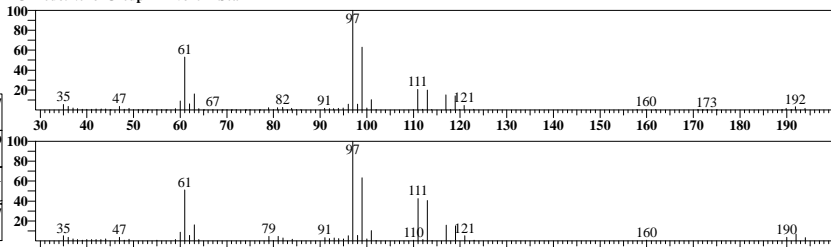
ID#:32 R.Time:3.967(Scan#:593)

MassPeaks:61 RawMode:Averaged 3.942-3.992(587-599) BG Mode:None Group 1 - Event 1 Scan



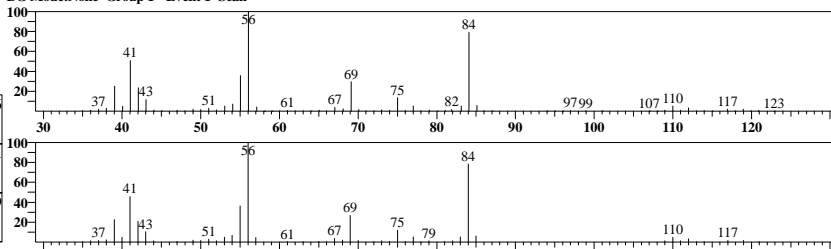
ID#:33 R.Time:4.108(Scan#:627)

MassPeaks:79 RawMode:Averaged 4.083-4.133(621-633) BG Mode:None Group 1 - Event 1 Scan



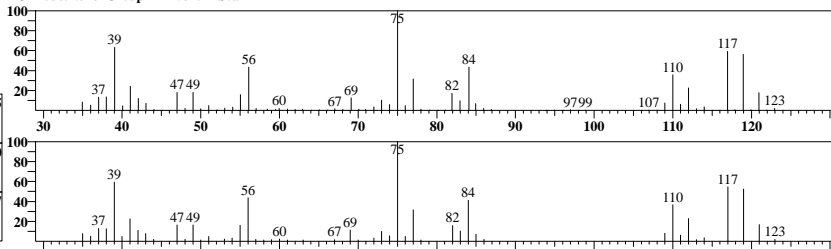
ID#:34 R.Time:4.175(Scan#:643)

MassPeaks:73 RawMode:Averaged 4.150-4.200(637-649) BG Mode:None Group 1 - Event 1 Scan



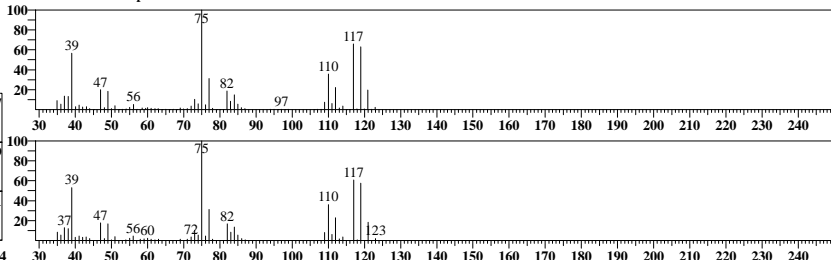
ID#:35 R.Time:4.217(Scan#:653)

MassPeaks:76 RawMode:Averaged 4.183-4.233(645-657) BG Mode:None Group 1 - Event 1 Scan



ID#:36 R.Time:4.217(Scan#:653)

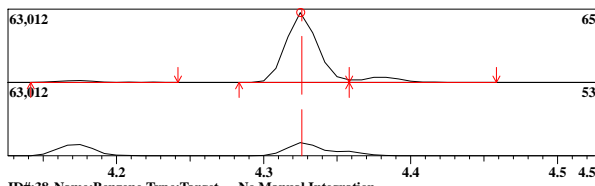
MassPeaks:77 RawMode:Averaged 4.200-4.250(649-661) BG Mode:None Group 1 - Event 1 Scan



ID#:37 Name:1,2-Dichloroethane-d4 Type:Surrogate/SMC No Manual Integration

Mass:65.00 R.T:4.325 Area:90536 Conc:50.25128ppb
Event:1:Scan SI:93

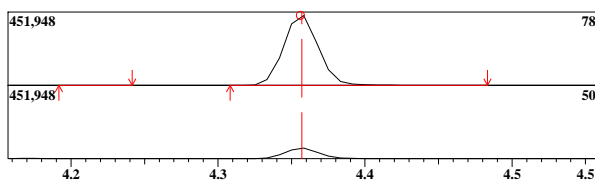
#	m/z	Area	Ratio	Reference
1	53.00	5547	21.73	15.00



ID#:38 Name:Benzene Type:Target No Manual Integration

Mass:78.00 R.T:4.356 Area:717636 Conc:45.15197ppb
Event:1:Scan SI:97

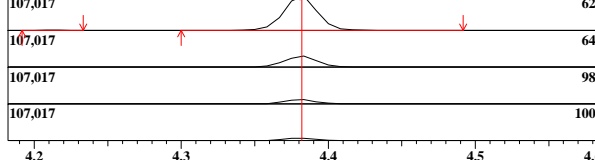
#	m/z	Area	Ratio	Reference
1	50.00	30680	15.23	16.00



ID#:39 Name:1,2-Dichloroethane Type:Target No Manual Integration

Mass:62.00 R.T:4.381 Area:167272 Conc:44.77675ppb
Event:1:Scan SI:99

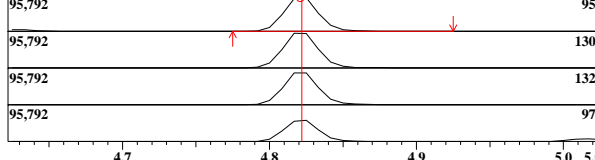
#	m/z	Area	Ratio	Reference
1	64.00	14268	30.93	30.00
2	98.00	5378	11.66	10.00
3	100.00	3389	7.35	10.00



ID#:40 Name:Trichloroethene Type:Target No Manual Integration

Mass:95.00 R.T:4.821 Area:151647 Conc:44.90341ppb
Event:1:Scan SI:98

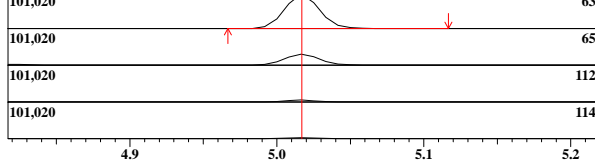
#	m/z	Area	Ratio	Reference
1	130.00	44555	104.71	95.00
2	132.00	40678	95.60	90.00
3	97.00	26537	62.36	60.00



ID#:41 Name:1,2-Dichloropropane Type:Target No Manual Integration

Mass:63.00 R.T:5.017 Area:158750 Conc:45.18504ppb
Event:1:Scan SI:99

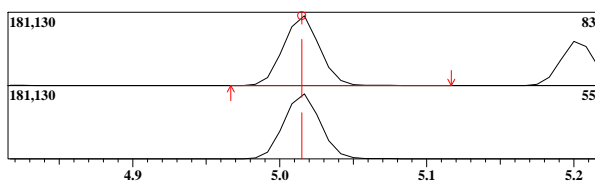
#	m/z	Area	Ratio	Reference
1	65.00	14450	32.46	30.00
2	112.00	2398	5.39	5.00
3	114.00	1421	3.19	3.00



ID#:42 Name:Methyl Cyclohexane Type:Target No Manual Integration

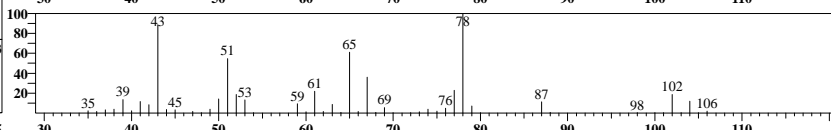
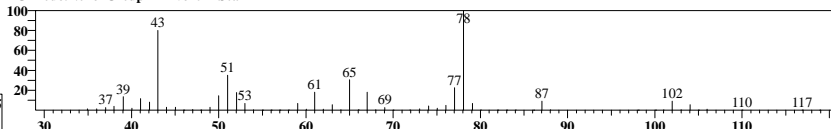
Mass:83.00 R.T:5.015 Area:298470 Conc:46.88797ppb
Event:1:Scan SI:99

#	m/z	Area	Ratio	Reference
1	55.00	79037	94.38	80.00



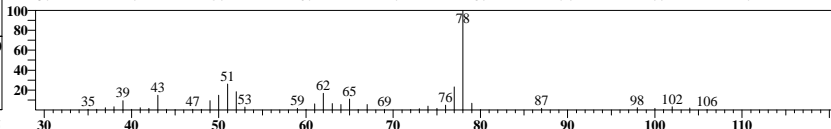
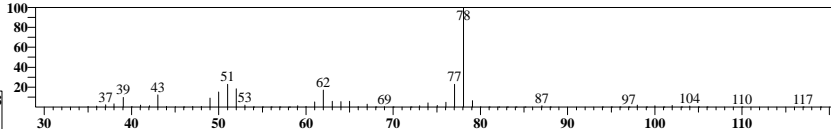
ID#:37 R.Time:4.342(Scan#:683)

MassPeaks:62
RawMode:Averaged 4.300-4.350(673-685)
BG Mode:None Group 1 - Event 1 Scan



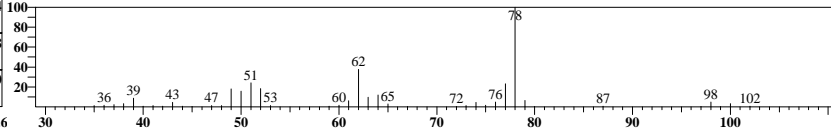
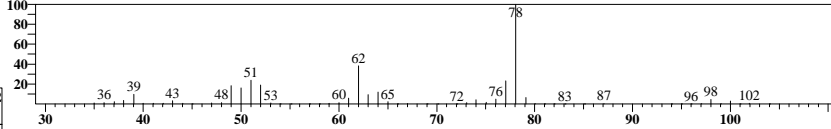
ID#:38 R.Time:4.358(Scan#:687)

MassPeaks:68
RawMode:Averaged 4.333-4.383(681-693)
BG Mode:None Group 1 - Event 1 Scan



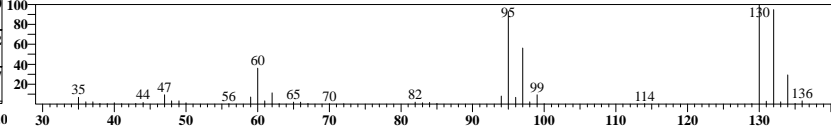
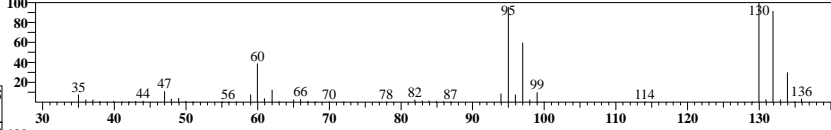
ID#:39 R.Time:4.367(Scan#:689)

MassPeaks:57
RawMode:Averaged 4.358-4.408(687-699)
BG Mode:None Group 1 - Event 1 Scan



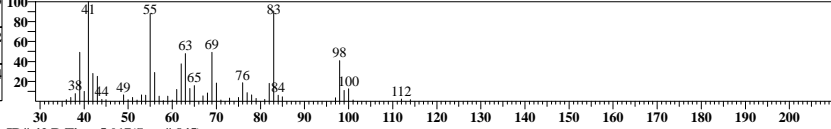

ID#:40 R.Time:4.825(Scan#:799)

MassPeaks:52
RawMode:Averaged 4.800-4.850(793-805)
BG Mode:None Group 1 - Event 1 Scan




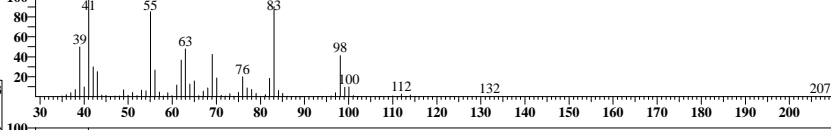
ID#:41 R.Time:5.017(Scan#:845)

MassPeaks:77
RawMode:Averaged 4.992-5.042(839-851)
BG Mode:None Group 1 - Event 1 Scan



ID#:42 R.Time:5.017(Scan#:845)

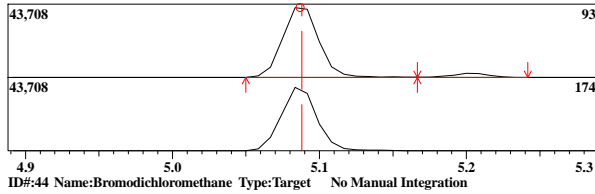
MassPeaks:77
RawMode:Averaged 4.992-5.042(839-851)
BG Mode:None Group 1 - Event 1 Scan



ID#:43 Name:Dibromomethane Type:Target No Manual Integration

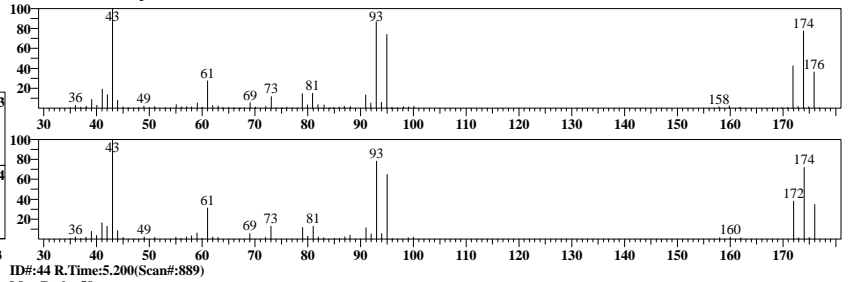
Mass:93.00 R.T:5.087 Area:72661 Conc:45.29660ppb

#	m/z	Area	Ratio	Reference
1	174.00	17900	89.14	30.00



ID#:43 R.Time:5.083(Scan#:861)

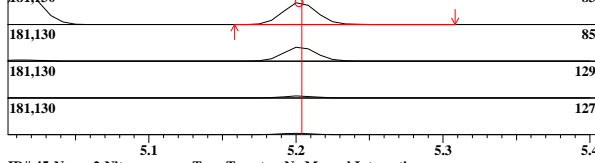
MassPeaks:74
RawMode:Averaged 5.058-5.108(855-867)
BG Mode:None Group 1 - Event 1 Scan



ID#:44 Name:Bromodichloromethane Type:Target No Manual Integration

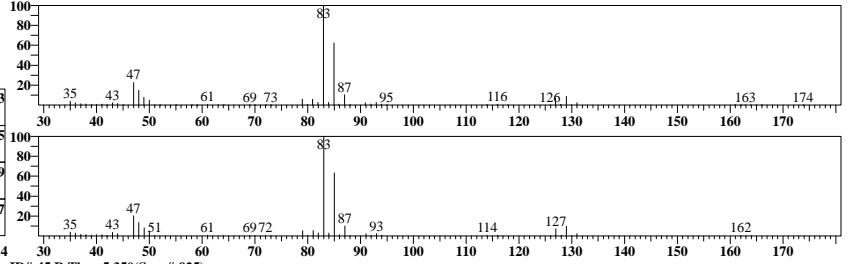
Mass:83.00 R.T:5.202 Area:184273 Conc:46.5799ppb

#	m/z	Area	Ratio	Reference
1	85.00	32170	62.49	63.00
2	129.00	4512	8.77	10.00
3	127.00	3499	6.80	5.00



ID#:44 R.Time:5.200(Scan#:889)

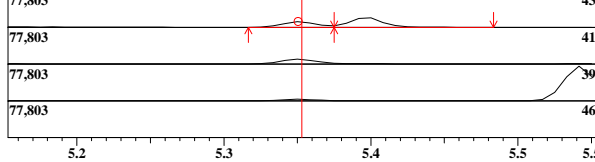
MassPeaks:58
RawMode:Averaged 5.175-5.225(883-895)
BG Mode:None Group 1 - Event 1 Scan



ID#:45 Name:2-Nitropropane Type:Target No Manual Integration

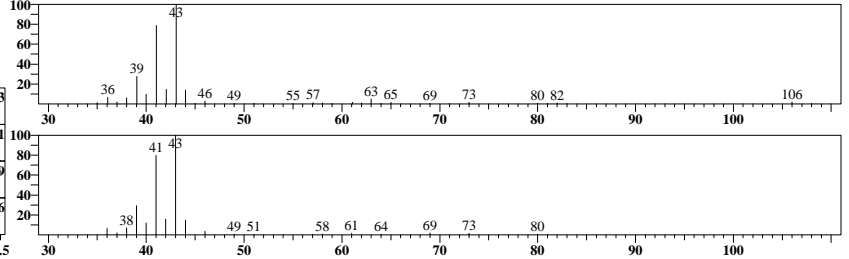
Mass:43.00 R.T:5.351 Area:20950 Conc:46.79814ppb

#	m/z	Area	Ratio	Reference
1	41.00	5108	78.66	30.00
2	39.00	1804	27.78	15.00
3	46.00	190	2.93	5.00



ID#:45 R.Time:5.350(Scan#:925)

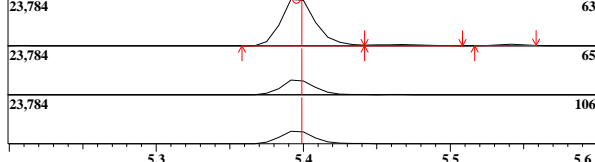
MassPeaks:32
RawMode:Averaged 5.325-5.375(919-931)
BG Mode:None Group 1 - Event 1 Scan



ID#:46 Name:2-Chloroethylvinyl ether Type:Target No Manual Integration


Mass:63.00 R.T:5.396 Area:37558 Conc:45.13921ppb

#	m/z	Area	Ratio	Reference
1	65.00	3250	31.32	30.00
2	106.00	2834	27.31	25.00



ID#:46 R.Time:5.400(Scan#:937)

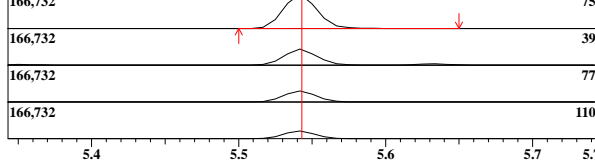
MassPeaks:51
RawMode:Averaged 5.367-5.417(929-941)
BG Mode:None Group 1 - Event 1 Scan



ID#:47 Name:cis-1,3-Dichloropropene Type:Target No Manual Integration

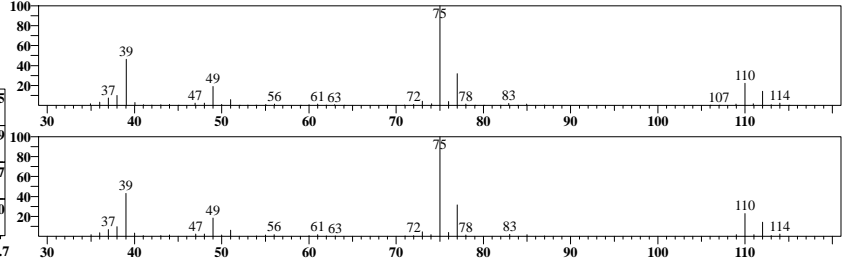
Mass:75.00 R.T:5.542 Area:255093 Conc:48.58887ppb

#	m/z	Area	Ratio	Reference
1	39.00	32929	46.30	60.00
2	77.00	22560	31.72	31.00
3	110.00	15861	22.00	20.00



ID#:47 R.Time:5.542(Scan#:971)

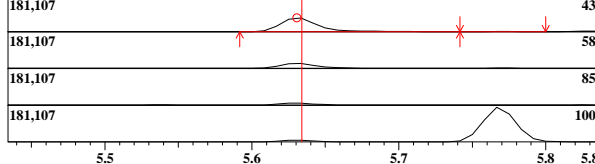
MassPeaks:52
RawMode:Averaged 5.517-5.567(965-977)
BG Mode:None Group 1 - Event 1 Scan



ID#:48 Name:4-Methyl-2-Pentanone(MIBK) Type:Target No Manual Integration

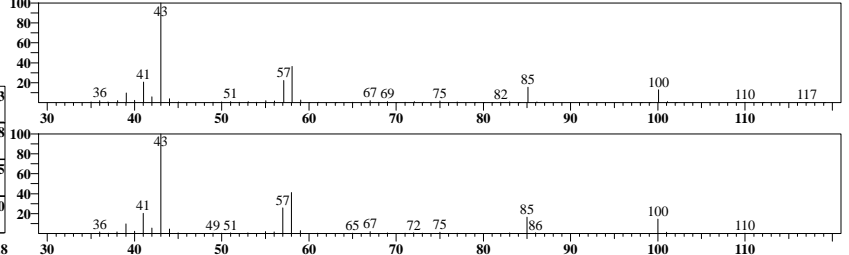
Mass:43.00 R.T:5.631 Area:126941 Conc:49.18310ppb

#	m/z	Area	Ratio	Reference
1	58.00	12393	36.49	40.00
2	85.00	5276	15.54	15.00
3	100.00	4388	12.92	15.00



ID#:48 R.Time:5.633(Scan#:993)

MassPeaks:52
RawMode:Averaged 5.608-5.658(987-999)
BG Mode:None Group 1 - Event 1 Scan

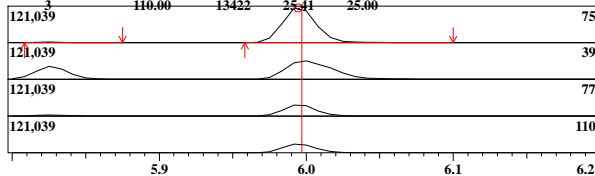


ID#:49 Name:trans-1,3-Dichloropropene Type:Target No Manual Integration

Mass:75.00 R.T:5.995 Area:190632 Conc:49.30291ppb

Event:1:Scan SI:98

#	m/z	Area	Ratio	Reference
1	39.00	33924	64.23	90.00
2	77.00	16708	31.64	30.00
3	110.00	13422	25.41	25.00

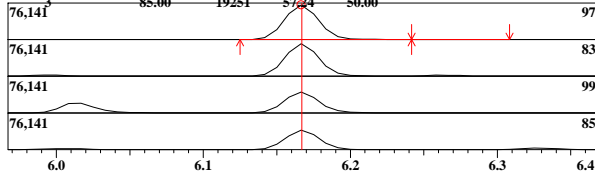


ID#:50 Name:1,1,2-Trichloroethane Type:Target No Manual Integration

Mass:97.00 R.T:6.167 Area:120319 Conc:46.13922ppb

Event:1:Scan SI:99

#	m/z	Area	Ratio	Reference
1	83.00	31057	92.34	90.00
2	99.00	20477	60.88	60.00
3	85.00	19251	57.24	50.00

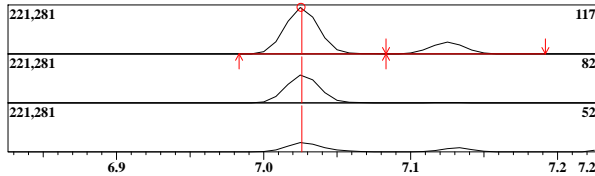


ID#:51 Name:Chlorobenzene-d5 (IS) Type:ISTD No Manual Integration

Mass:117.00 R.T:7.026 Area:347150 Conc:50.00000ppb

Event:1:Scan SI:93

#	m/z	Area	Ratio	Reference
1	82.00	58598	60.00	60.00
2	52.00	20626	21.12	30.00

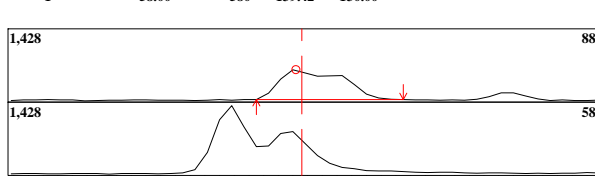


ID#:52 Name:1,4-Dioxane Type:Target Manual Integration Performed
Manual Reason: Peak Not Found ABO 02/08/22

Mass:88.00 R.T:5.052 Area:1720 Conc:41.02208ppb

Event:2:SIM SI:84

#	m/z	Area	Ratio	Reference
1	58.00	580	139.42	130.00

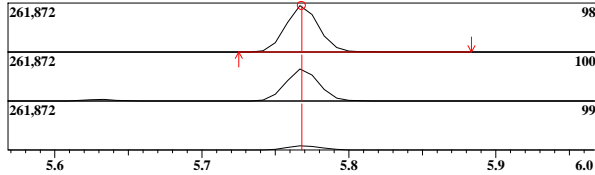


ID#:53 Name:Toluene-d8 Type:Surrogate/SMC No Manual Integration

Mass:98.00 R.T:5.768 Area:398965 Conc:50.26769ppb

Event:1:Scan SI:99

#	m/z	Area	Ratio	Reference
1	100.00	77903	69.73	70.00
2	99.00	11186	10.01	10.00

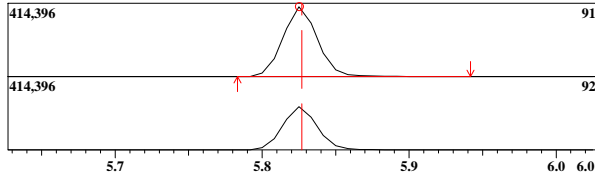


ID#:54 Name:Toluene Type:Target No Manual Integration

Mass:91.00 R.T:5.825 Area:646868 Conc:44.56011ppb



Event:1:Scan SI:99

#	m/z	Area	Ratio	Reference
1	92.00	112691	62.37	60.00



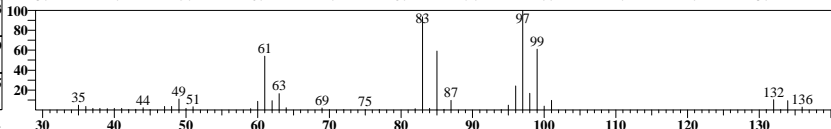
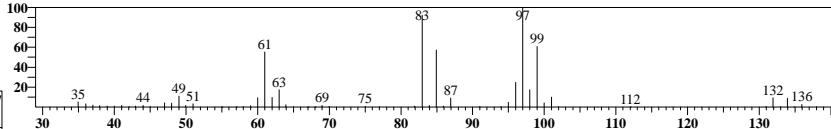
ID#:49 R.Time:6.000(Scan#:1081)

MassPeaks:68
RawMode:Averaged 5.967-6.017(1073-1085)
BG Mode:None Group 1 - Event 1 Scan



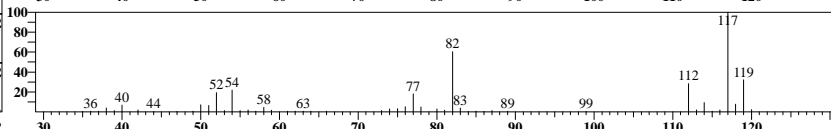
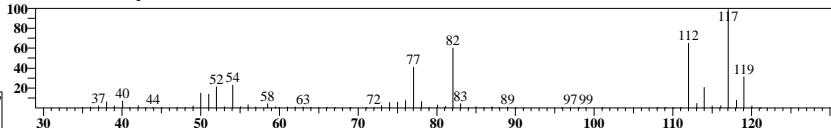
ID#:50 R.Time:6.167(Scan#:1121)

MassPeaks:56
RawMode:Averaged 6.142-6.192(1115-1127)
BG Mode:None Group 1 - Event 1 Scan



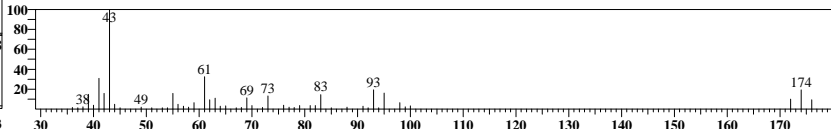
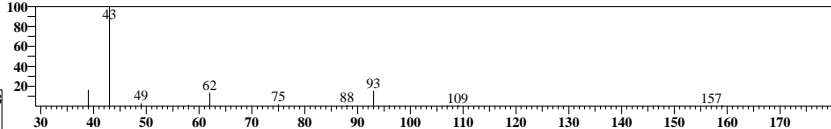
ID#:51 R.Time:7.042(Scan#:1331)

MassPeaks:73
RawMode:Averaged 7.000-7.050(1321-1333)
BG Mode:None Group 1 - Event 1 Scan



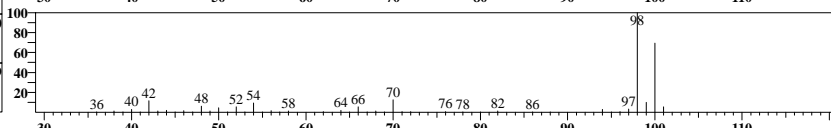
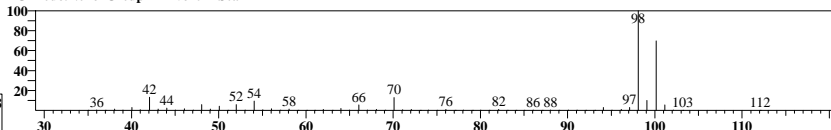
ID#:52 R.Time:5.042(Scan#:852)

MassPeaks:13
RawMode:Averaged 5.025-5.075(848-860)
BG Mode:None Group 1 - Event 2 SIM



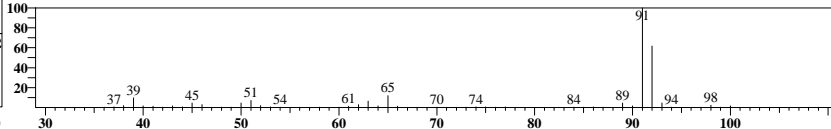
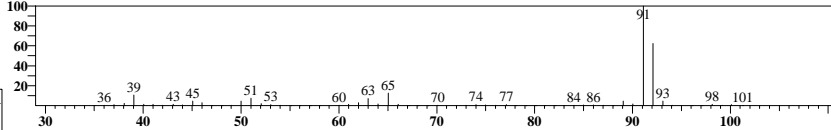
ID#:53 R.Time:5.767(Scan#:1025)

MassPeaks:70
RawMode:Averaged 5.742-5.792(1019-1031)
BG Mode:None Group 1 - Event 1 Scan



ID#:54 R.Time:5.825(Scan#:1039)

MassPeaks:63
RawMode:Averaged 5.800-5.850(1033-1045)
BG Mode:None Group 1 - Event 1 Scan

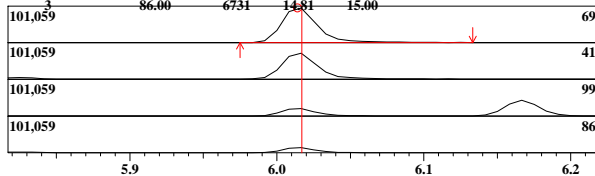


ID#:55 Name:Ethyl Methacrylate Type:Target No Manual Integration

Mass:69.00 R.T:6.014 Area:167879 Conc:47.56532ppb

Event:1:Scan SI:97

#	m/z	Area	Ratio	Reference
1	41.00	34041	74.88	80.00
2	99.00	9898	21.77	20.00
3	86.00	6731	14.81	15.00

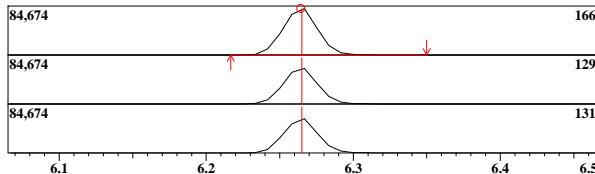


ID#:56 Name:Tetrachloroethene Type:Target No Manual Integration

Mass:166.00 R.T:6.264 Area:136425 Conc:45.45107ppb

Event:1:Scan SI:98

#	m/z	Area	Ratio	Reference
1	129.00	29363	76.73	85.00
2	131.00	27879	72.85	80.00

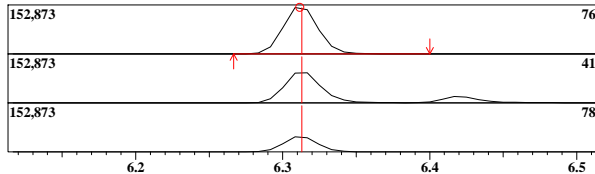


ID#:57 Name:1,3-Dichloropropane Type:Target No Manual Integration

Mass:76.00 R.T:6.312 Area:250706 Conc:46.84043ppb

Event:1:Scan SI:99

#	m/z	Area	Ratio	Reference
1	41.00	46911	67.06	85.00
2	78.00	22390	32.01	30.00

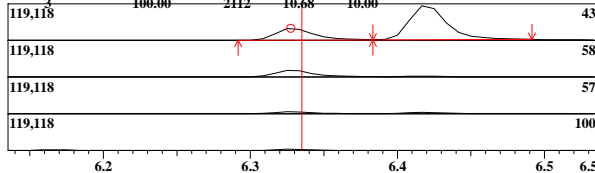


ID#:58 Name:2-Hexanone(MBK) Type:Target No Manual Integration

Mass:43.00 R.T:6.328 Area:72358 Conc:48.12664ppb

Event:1:Scan SI:97

#	m/z	Area	Ratio	Reference
1	58.00	10671	53.95	50.00
2	57.00	3382	17.10	20.00
3	100.00	2112	10.68	10.00

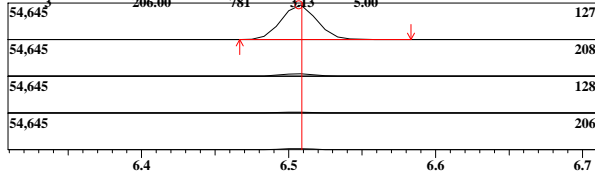


ID#:59 Name:Dibromochloromethane Type:Target No Manual Integration

Mass:127.00 R.T:6.507 Area:88867 Conc:48.21579ppb

Event:1:Scan SI:98

#	m/z	Area	Ratio	Reference
1	208.00	1703	6.82	7.00
2	128.00	685	2.74	5.00
3	206.00	781	3.13	5.00

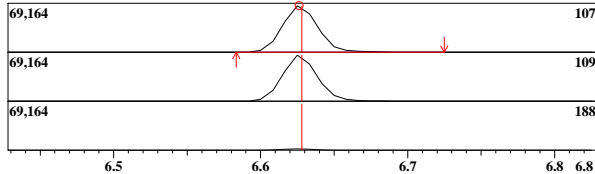


ID#:60 Name:1,2-Dibromoethane Type:Target No Manual Integration

Mass:107.00 R.T:6.626 Area:112655 Conc:47.68105ppb

Event:1:Scan SI:99

#	m/z	Area	Ratio	Reference
1	109.00	30384	97.66	90.00
2	188.00	948	3.05	5.00

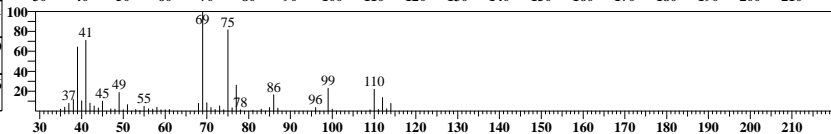
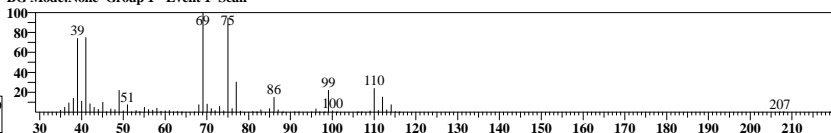


ID#:55 R.Time:6.000(Scan#:1081)

MassPeaks:71

RawMode:Averaged 5.992-6.042(1079-1091)

BG Mode:None Group 1 - Event 1 Scan

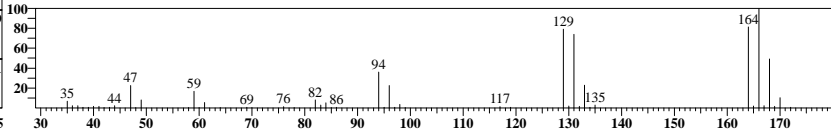
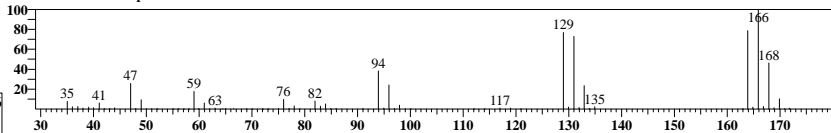


ID#:56 R.Time:6.267(Scan#:1145)

MassPeaks:72

RawMode:Averaged 6.242-6.292(1139-1151)

BG Mode:None Group 1 - Event 1 Scan





ID#:57 R.Time:6.317(Scan#:1157)

MassPeaks:82

RawMode:Averaged 6.283-6.333(1149-1161)

BG Mode:None Group 1 - Event 1 Scan





ID#:58 R.Time:6.317(Scan#:1157)

MassPeaks:72

RawMode:Averaged 6.300-6.350(1153-1165)

BG Mode:None Group 1 - Event 1 Scan

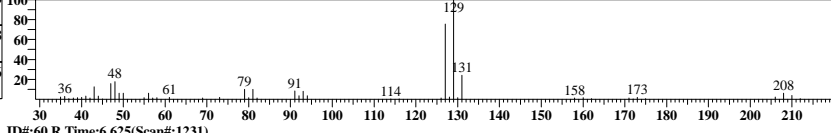
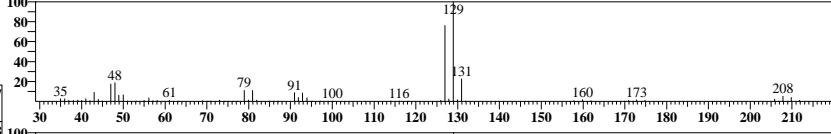


ID#:59 R.Time:6.508(Scan#:1203)

MassPeaks:70

RawMode:Averaged 6.483-6.533(1197-1209)

BG Mode:None Group 1 - Event 1 Scan

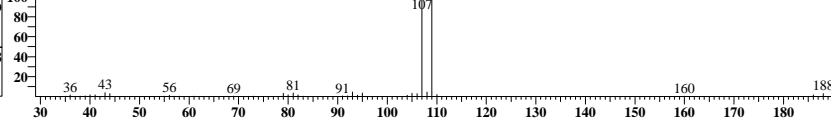
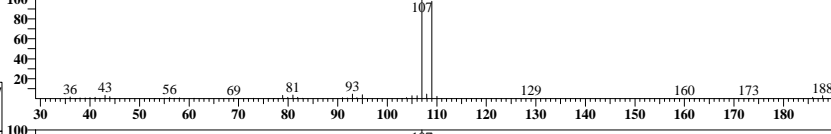


ID#:60 R.Time:6.625(Scan#:1231)

MassPeaks:50

RawMode:Averaged 6.600-6.650(1225-1237)

BG Mode:None Group 1 - Event 1 Scan

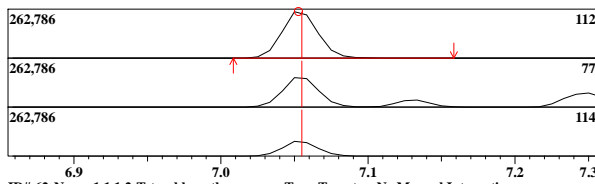


ID#:61 Name:Chlorobenzene Type:Target No Manual Integration

Mass:112.00 R.T:7.053 Area:433580 Conc:45.09545ppb

Event:1:Scan SI:91

#	m/z	Area	Ratio	Reference
1	77.00	78159	64.71	65.00
2	114.00	38108	31.55	30.00

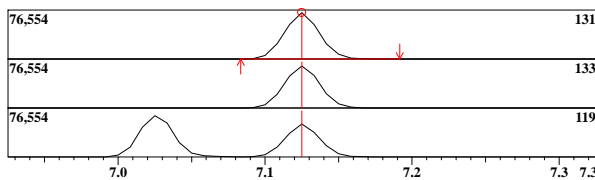


ID#:62 Name:1,1,1,2-Tetrachloroethane Type:Target No Manual Integration

Mass:131.00 R.T:7.125 Area:122945 Conc:47.07777ppb

Event:1:Scan SI:99

#	m/z	Area	Ratio	Reference
1	133.00	31868	91.85	90.00
2	119.00	24366	70.23	70.00

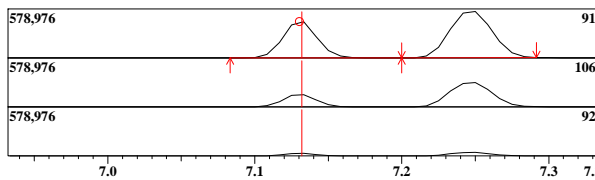


ID#:63 Name:Ethylbenzene Type:Target No Manual Integration

Mass:91.00 R.T:7.130 Area:713538 Conc:45.78304ppb

Event:1:Scan SI:99

#	m/z	Area	Ratio	Reference
1	106.00	69348	34.32	33.00
2	92.00	15140	7.49	10.00

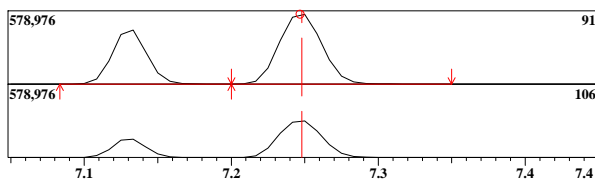


ID#:64 Name:Xylene-mp Type:Target No Manual Integration

Mass:91.00 R.T:7.247 Area:1136934 Conc:88.44175ppb

Event:1:Scan SI:99

#	m/z	Area	Ratio	Reference
1	106.00	168750	53.32	30.00

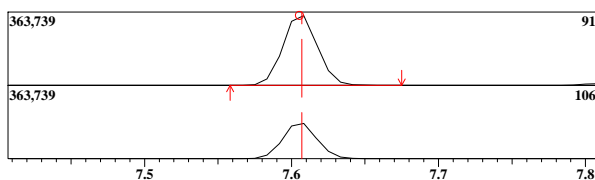


ID#:65 Name:Xylene-o Type:Target No Manual Integration

Mass:91.00 R.T:7.606 Area:576971 Conc:46.00938ppb

Event:1:Scan SI:99

#	m/z	Area	Ratio	Reference
1	106.00	82861	50.61	50.00

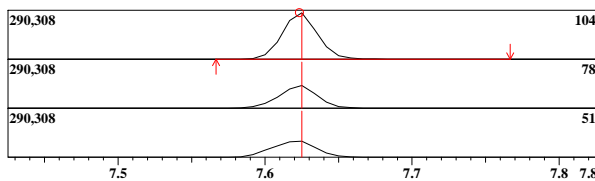


ID#:66 Name:Styrene Type:Target No Manual Integration

Mass:104.00 R.T:7.624 Area:470122 Conc:47.73247ppb

Event:1:Scan SI:99

#	m/z	Area	Ratio	Reference
1	78.00	69217	52.99	50.00
2	51.00	56135	42.98	40.00

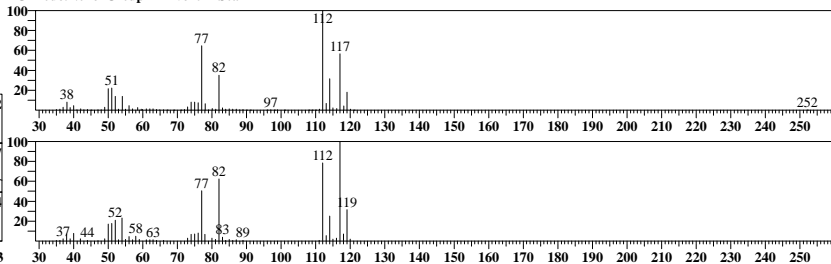


ID#:61 R.Time:7.050(Scan#:1333)

MassPeaks:74

RawMode:Averaged 7.025-7.075(1327-1339)

BG Mode:None Group 1 - Event 1 Scan

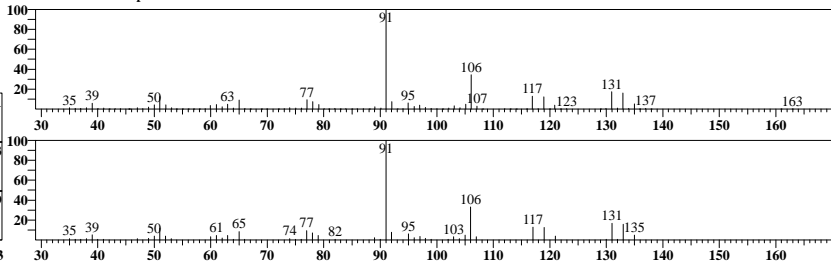


ID#:62 R.Time:7.125(Scan#:1351)

MassPeaks:95

RawMode:Averaged 7.100-7.150(1345-1357)

BG Mode:None Group 1 - Event 1 Scan

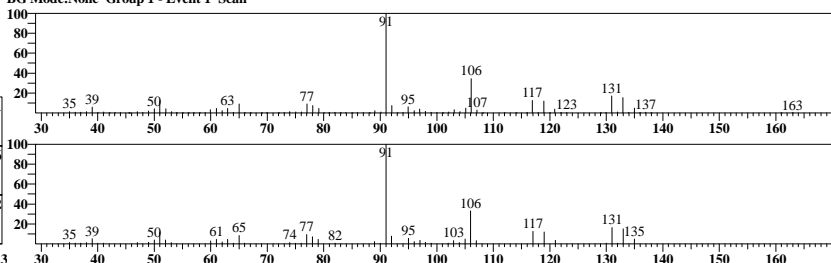


ID#:63 R.Time:7.125(Scan#:1351)

MassPeaks:94

RawMode:Averaged 7.108-7.158(1345-1359)

BG Mode:None Group 1 - Event 1 Scan

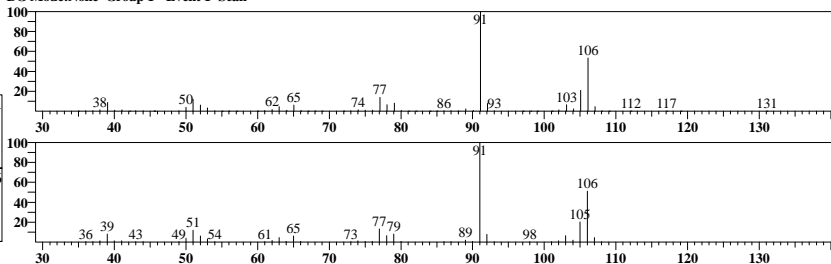


ID#:64 R.Time:7.250(Scan#:1381)

MassPeaks:68

RawMode:Averaged 7.225-7.275(1375-1387)

BG Mode:None Group 1 - Event 1 Scan

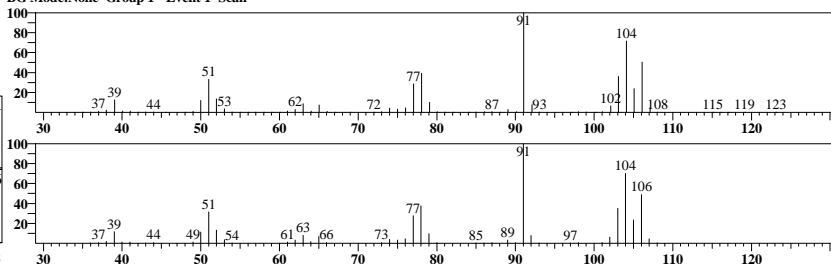


ID#:65 R.Time:7.617(Scan#:1469)

MassPeaks:70

RawMode:Averaged 7.583-7.633(1461-1473)

BG Mode:None Group 1 - Event 1 Scan

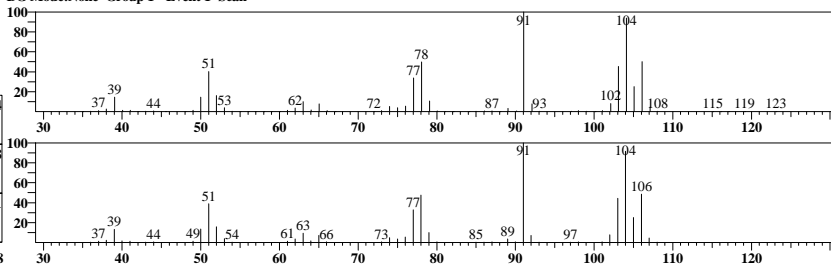


ID#:66 R.Time:7.617(Scan#:1469)

MassPeaks:69

RawMode:Averaged 7.600-7.650(1465-1477)

BG Mode:None Group 1 - Event 1 Scan

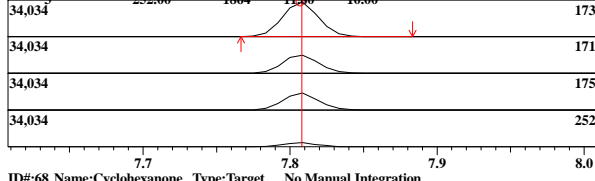


ID#:67 Name:Bromoform Type:Target No Manual Integration

Mass:173.00 R.T:7.807 Area:56287 Conc:46.14912ppb

Event:1:Scan SI:98

#	m/z	Area	Ratio	Reference
1	171.00	8302	52.57	50.00
2	175.00	7655	48.47	50.00
3	252.00	1864	11.80	10.00

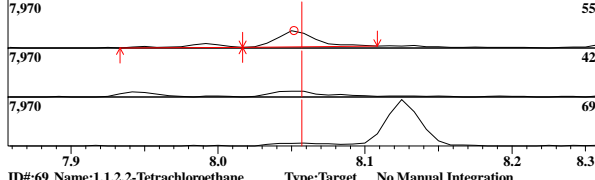


ID#:68 Name:Cyclohexanone Type:Target No Manual Integration

Mass:55.00 R.T:8.052 Area:4695 Conc:42.64561ppb

Event:1:Scan SI:92

#	m/z	Area	Ratio	Reference
1	42.00	616	42.25	40.00
2	69.00	360	24.69	20.00

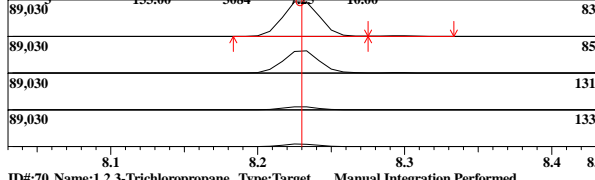


ID#:69 Name:1,1,1,2,2-Tetrachloroethane Type:Target No Manual Integration

Mass:83.00 R.T:8.229 Area:151871 Conc:45.97273ppb

Event:1:Scan SI:92

#	m/z	Area	Ratio	Reference
1	85.00	26483	62.23	60.00
2	131.00	3625	8.52	10.00
3	133.00	3084	7.25	10.00

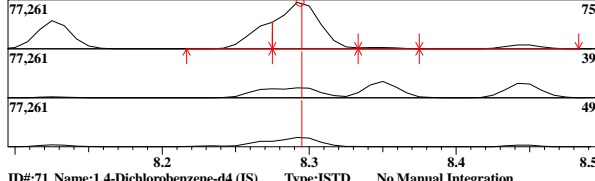


ID#:70 Name:1,2,3-Trichloropropane Type:Target Manual Integration Performed Manual Reason: Split Peak ABO 02/08/22

Mass:75.00 R.T:8.294 Area:125759 Conc:47.31869ppb

Event:1:Scan SI:98

#	m/z	Area	Ratio	Reference
1	39.00	11818	24.52	45.00
2	49.00	9900	20.54	16.00

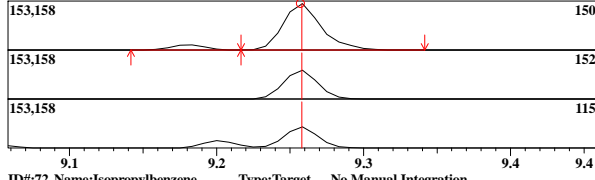


ID#:71 Name:1,4-Dichlorobenzene-d4 (IS) Type:ISTD No Manual Integration

Mass:150.00 R.T:9.257 Area:265637 Conc:50.00000ppb

Event:1:Scan SI:93

#	m/z	Area	Ratio	Reference
1	152.00	42014	57.82	40.00
2	115.00	30266	41.65	25.00

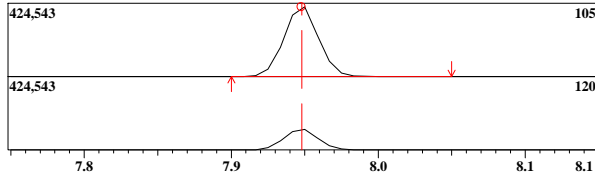


ID#:72 Name:Isopropylbenzene Type:Target No Manual Integration

Mass:105.00 R.T:7.948 Area:673760 Conc:44.02100ppb

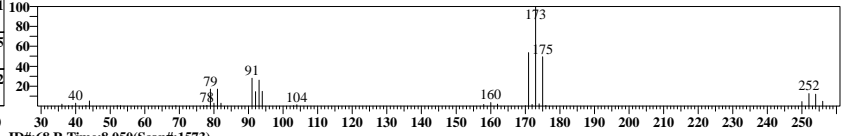
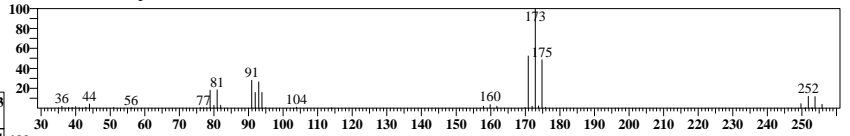
Event:1:Scan SI:99

#	m/z	Area	Ratio	Reference
1	120.00	56126	29.52	30.00



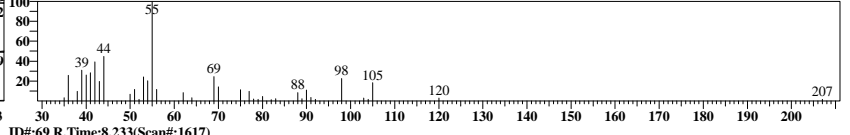
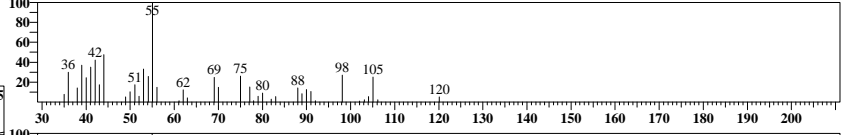
ID#:67 R.Time:7.808(Scan#:1515)

MassPeaks:40 RawMode:Averaged 7.783-7.833(1509-1521) BG Mode:None Group 1 - Event 1 Scan



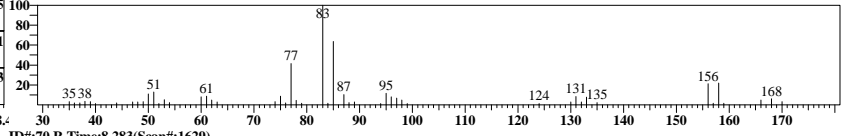
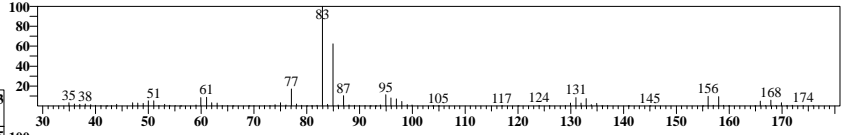
ID#:68 R.Time:8.050(Scan#:1573)

MassPeaks:41 RawMode:Averaged 8.025-8.075(1567-1579) BG Mode:None Group 1 - Event 1 Scan



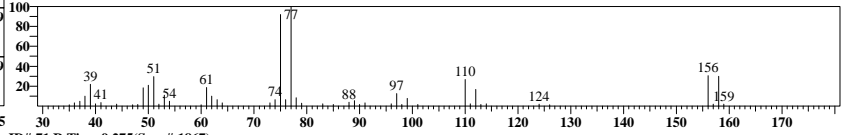
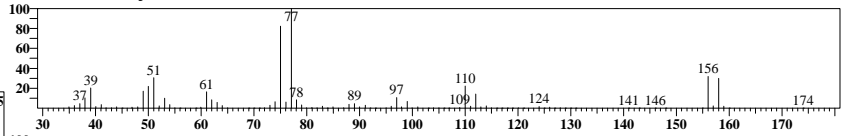
ID#:69 R.Time:8.233(Scan#:1617)

MassPeaks:92 RawMode:Averaged 8.200-8.250(1609-1621) BG Mode:None Group 1 - Event 1 Scan



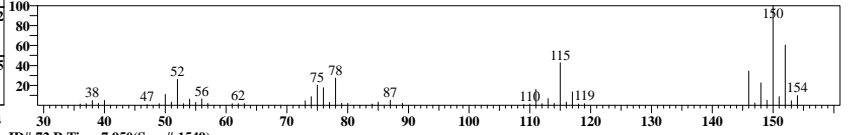
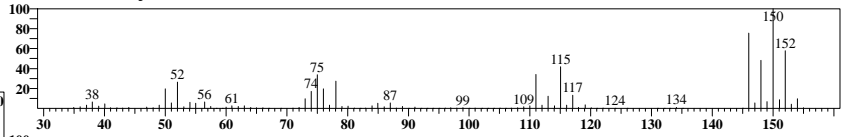
ID#:70 R.Time:8.283(Scan#:1629)

MassPeaks:96 RawMode:Averaged 8.275-8.317(1627-1637) BG Mode:None Group 1 - Event 1 Scan



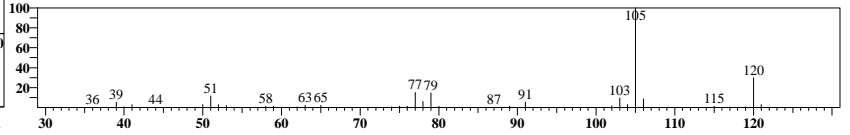
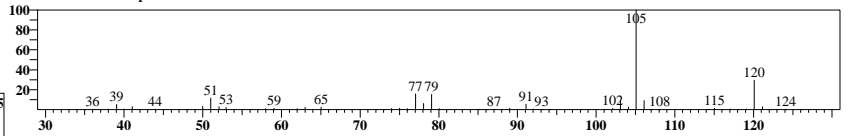
ID#:71 R.Time:9.275(Scan#:1867)

MassPeaks:102 RawMode:Averaged 9.233-9.283(1857-1869) BG Mode:None Group 1 - Event 1 Scan



ID#:72 R.Time:7.950(Scan#:1549)

MassPeaks:70 RawMode:Averaged 7.925-7.975(1543-1555) BG Mode:None Group 1 - Event 1 Scan

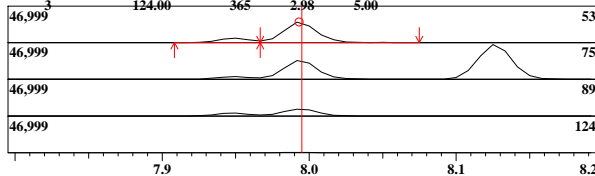


ID#:73 Name:Trans-1,4-Dichloro-2-butene Type:Target No Manual Integration

Mass:53.00 R.T:7.993 Area:42467 Conc:42.75983ppb

Event:1:Scan SI:94

#	m/z	Area	Ratio	Reference
1	75.00	11244	91.87	90.00
2	89.00	4515	36.89	30.00
3	124.00	365	2.98	5.00

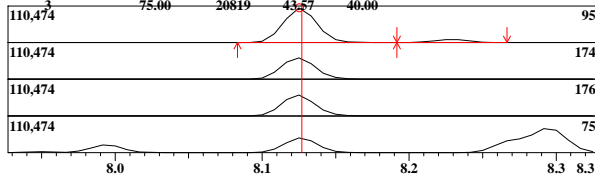


ID#:74 Name:Bromofluorobenzene Type:Surrogate/SMC No Manual Integration

Mass:95.00 R.T:8.125 Area:169640 Conc:46.95597ppb

Event:1:Scan SI:99

#	m/z	Area	Ratio	Reference
1	174.00	30128	63.05	50.00
2	176.00	29066	60.83	50.00
3	75.00	20819	43.57	40.00

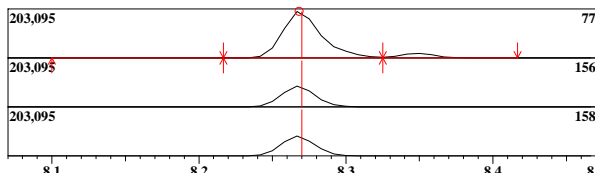


ID#:75 Name:Bromobenzene Type:Target No Manual Integration

Mass:77.00 R.T:8.268 Area:359710 Conc:43.33690ppb

Event:1:Scan SI:97

#	m/z	Area	Ratio	Reference
1	156.00	40298	42.23	40.00
2	158.00	38429	40.27	35.00

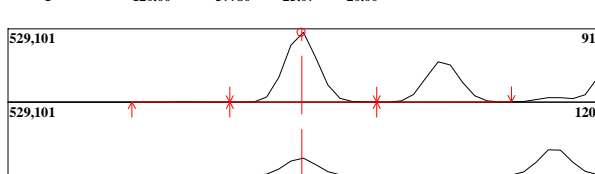


ID#:76 Name:n-Propylbenzene Type:Target No Manual Integration

Mass:91.00 R.T:8.349 Area:809736 Conc:43.63141ppb

Event:1:Scan SI:99

#	m/z	Area	Ratio	Reference
1	120.00	57780	25.07	20.00

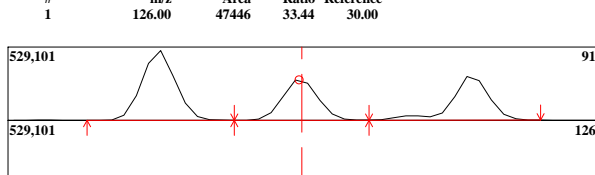


ID#:77 Name:2-Chlorotoluene Type:Target No Manual Integration

Mass:91.00 R.T:8.444 Area:498295 Conc:43.02599ppb

Event:1:Scan SI:99

#	m/z	Area	Ratio	Reference
1	126.00	47446	33.44	30.00

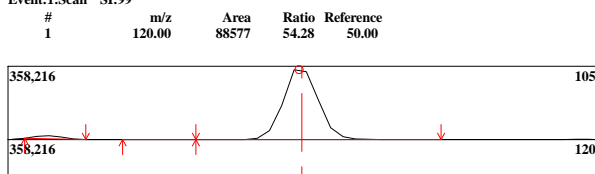


ID#:78 Name:1,3,5-Trimethylbenzene Type:Target No Manual Integration

Mass:105.00 R.T:8.520 Area:581118 Conc:43.71116ppb

Event:1:Scan SI:99

#	m/z	Area	Ratio	Reference
1	120.00	88577	54.28	50.00

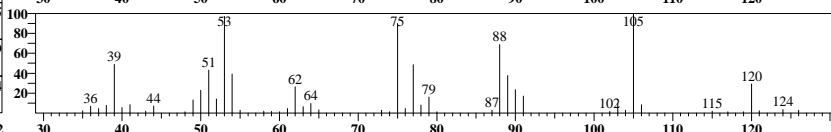
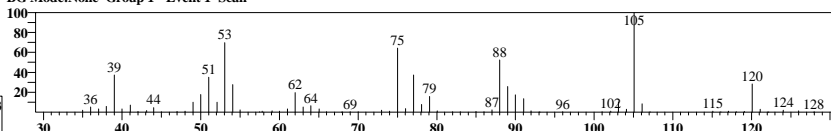


ID#:73 R.Time:7.992(Scan#:1559)

MassPeaks:71

RawMode:Averaged 7.967-8.017(1553-1565)

BG Mode:None Group 1 - Event 1 Scan





ID#:74 R.Time:8.125(Scan#:1591)

MassPeaks:87

RawMode:Averaged 8.100-8.150(1585-1597)

BG Mode:None Group 1 - Event 1 Scan

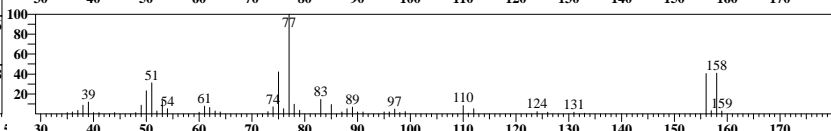



ID#:75 R.Time:8.267(Scan#:1625)

MassPeaks:107

RawMode:Averaged 8.242-8.292(1619-1631)

BG Mode:None Group 1 - Event 1 Scan

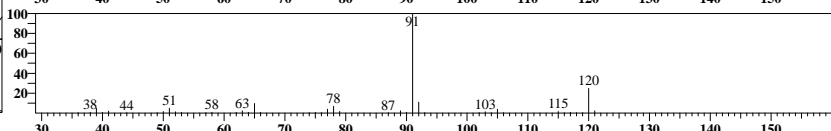
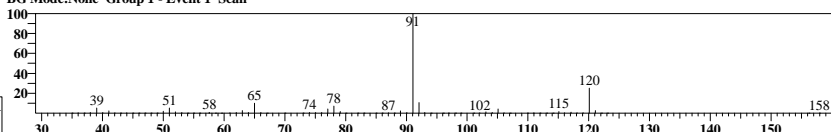


ID#:76 R.Time:8.350(Scan#:1645)

MassPeaks:81

RawMode:Averaged 8.325-8.375(1639-1651)

BG Mode:None Group 1 - Event 1 Scan

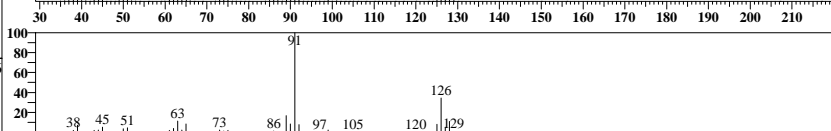
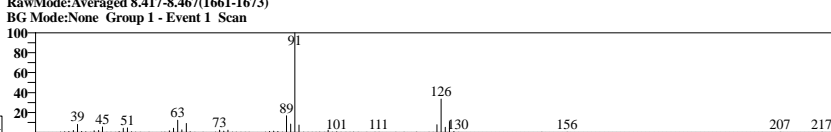


ID#:77 R.Time:8.442(Scan#:1667)

MassPeaks:81

RawMode:Averaged 8.417-8.467(1661-1673)

BG Mode:None Group 1 - Event 1 Scan

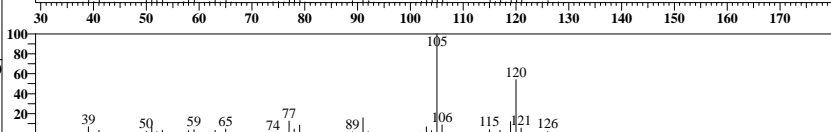
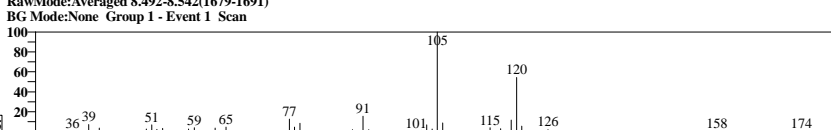


ID#:78 R.Time:8.517(Scan#:1685)

MassPeaks:84

RawMode:Averaged 8.492-8.542(1679-1691)

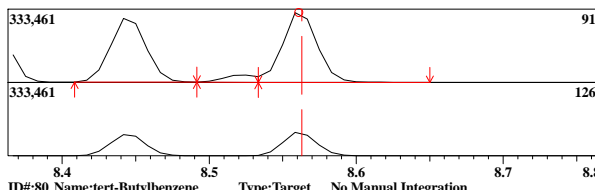
BG Mode:None Group 1 - Event 1 Scan



ID#:79 Name:4-Chlorotoluene Type:Target Manual Integration Performed
Manual Reason: Split Peak ABO 02/08/22

Mass:91.00 R.T:8.561 Area:519074 Conc:43.42445ppb

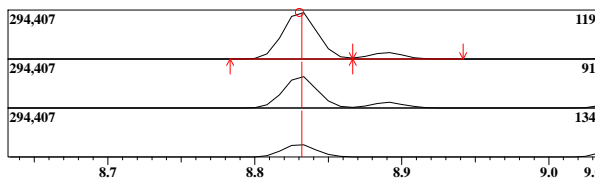
#	m/z	Area	Ratio	Reference
1	126.00	49423	32.80	30.00



ID#:80 Name:tert-Butylbenzene Type:Target No Manual Integration

Mass:119.00 R.T:8.831 Area:478620 Conc:45.35755ppb

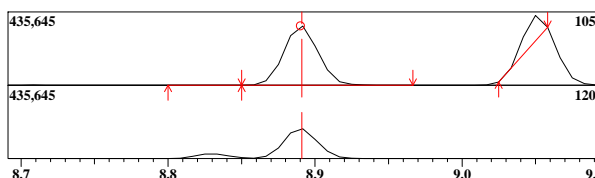
#	m/z	Area	Ratio	Reference
1	91.00	89847	66.49	70.00
2	134.00	35967	26.62	25.00



ID#:81 Name:1,2,4-Trimethylbenzene Type:Target No Manual Integration

Mass:105.00 R.T:8.890 Area:580529 Conc:44.25625ppb

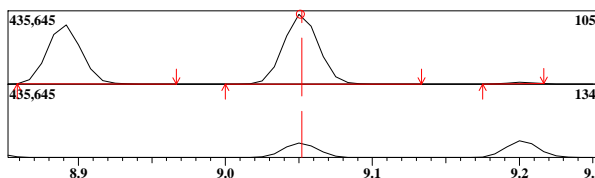
#	m/z	Area	Ratio	Reference
1	120.00	82989	50.48	45.00



ID#:82 Name:sec-Butylbenzene Type:Target No Manual Integration

Mass:105.00 R.T:9.051 Area:697316 Conc:43.75033ppb

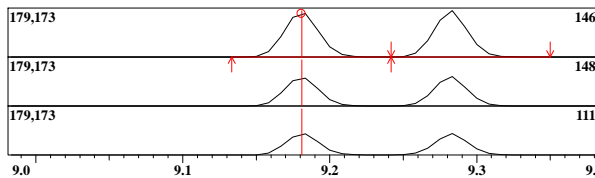
#	m/z	Area	Ratio	Reference
1	134.00	41211	20.86	20.00



ID#:83 Name:1,3-Dichlorobenzene Type:Target No Manual Integration

Mass:146.00 R.T:9.181 Area:277358 Conc:43.03447ppb

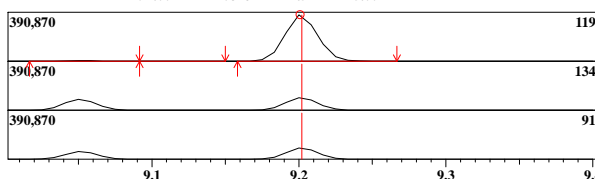
#	m/z	Area	Ratio	Reference
1	148.00	50056	63.91	60.00
2	111.00	36792	46.97	45.00



ID#:84 Name:p-iso-Propyltoluene Type:Target No Manual Integration

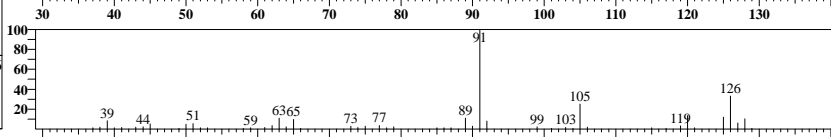

Mass:119.00 R.T:9.201 Area:587723 Conc:45.74927ppb

#	m/z	Area	Ratio	Reference
1	134.00	45672	27.44	30.00
2	91.00	40846	24.54	25.00



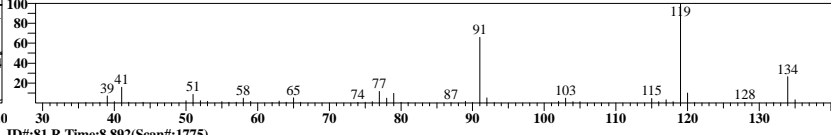
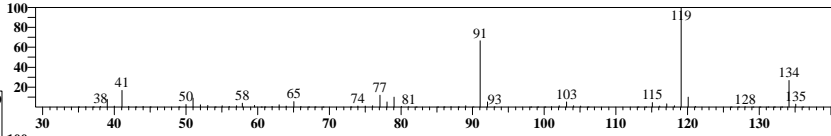
ID#:79 R.Time:8.558(Scan#:1695)

MassPeaks:90
RawMode:Averaged 8.533-8.583(1689-1701)
BG Mode:None Group 1 - Event 1 Scan



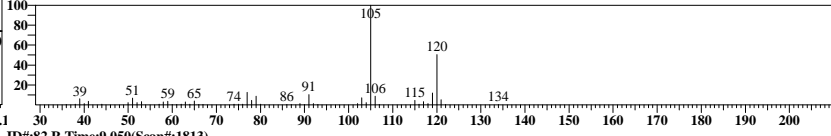
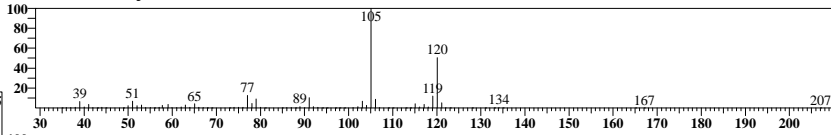
ID#:80 R.Time:8.833(Scan#:1761)

MassPeaks:80
RawMode:Averaged 8.808-8.858(1755-1767)
BG Mode:None Group 1 - Event 1 Scan



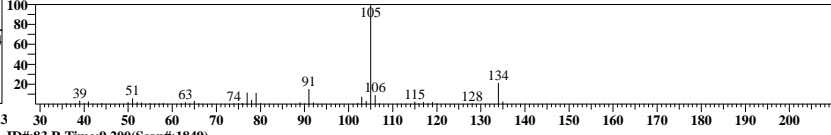
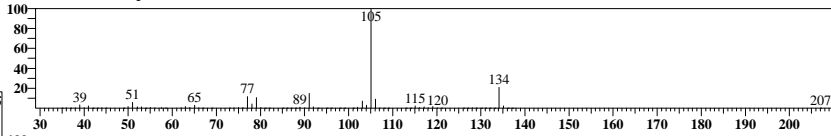
ID#:81 R.Time:8.892(Scan#:1775)

MassPeaks:83
RawMode:Averaged 8.867-8.917(1769-1781)
BG Mode:None Group 1 - Event 1 Scan



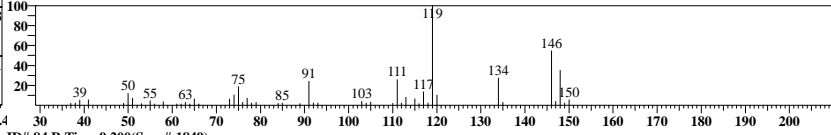
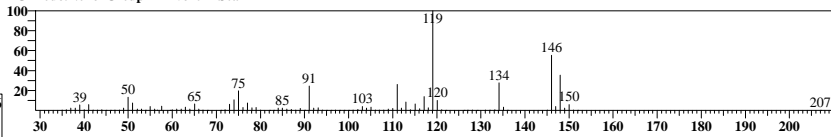
ID#:82 R.Time:9.050(Scan#:1813)

MassPeaks:82
RawMode:Averaged 9.025-9.075(1807-1819)
BG Mode:None Group 1 - Event 1 Scan



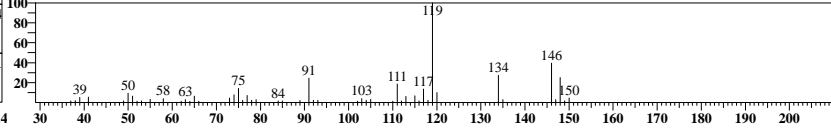
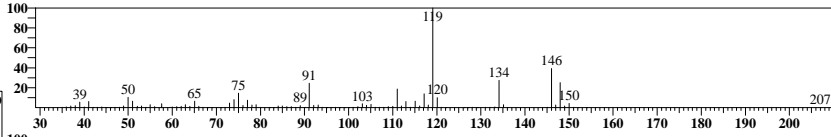
ID#:83 R.Time:9.200(Scan#:1849)

MassPeaks:104
RawMode:Averaged 9.158-9.208(1839-1851)
BG Mode:None Group 1 - Event 1 Scan



ID#:84 R.Time:9.200(Scan#:1849)

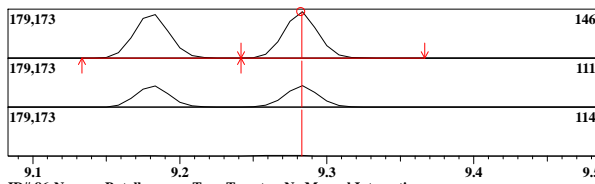
MassPeaks:106
RawMode:Averaged 9.175-9.225(1843-1855)
BG Mode:None Group 1 - Event 1 Scan



ID#:85 Name:1,4-Dichlorobenzene Type:Target No Manual Integration

Mass:146.00 R.T:9.282 Area:278749 Conc:41.87937ppb

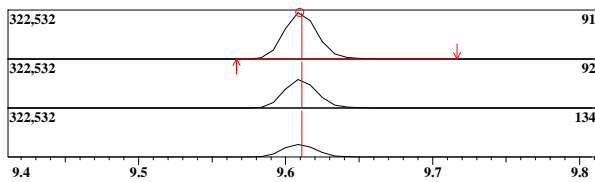
#	m/z	Area	Ratio	Reference
1	111.00	36199	45.98	44.00
2	114.00	1782	2.26	2.00



ID#86 Name:n-Butylbenzene Type:Target No Manual Integration

Mass:91.00 R.T:9.610 Area:502620 Conc:43.93580ppb

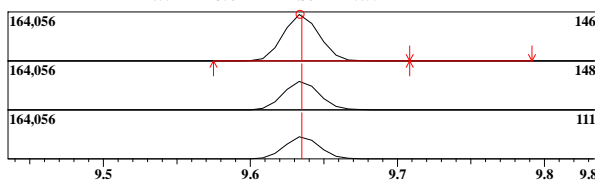
#	m/z	Area	Ratio	Reference
1	92.00	85336	60.78	60.00
2	134.00	38900	27.71	25.00



ID#87 Name:1,2-Dichlorobenzene Type:Target No Manual Integration

Mass:146.00 R.T:9.634 Area:270075 Conc:43.75767ppb

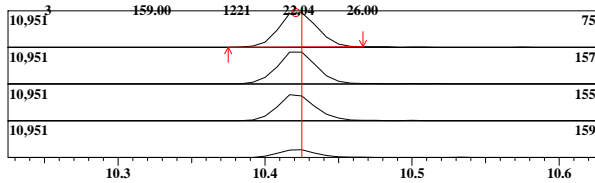
#	m/z	Area	Ratio	Reference
1	148.00	46849	61.91	60.00
2	111.00	35842	47.36	45.00



ID#88 Name:1,2-Dibromo-3-chloropropane Type:Target No Manual Integration

Mass:75.00 R.T:10.421 Area:19338 Conc:43.66527ppb

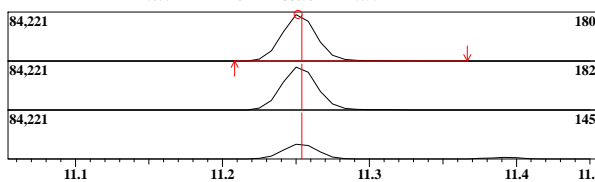
#	m/z	Area	Ratio	Reference
1	157.00	5089	91.86	80.00
2	155.00	4015	72.47	60.00
3	159.00	1221	22.64	26.00



ID#89 Name:1,2,4-Trichlorobenzene Type:Target No Manual Integration

Mass:180.00 R.T:11.252 Area:135639 Conc:46.68180ppb

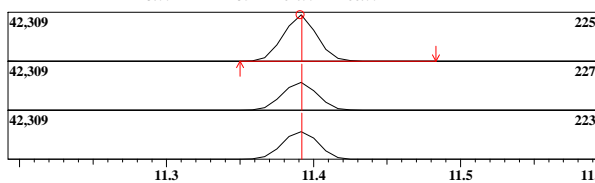
#	m/z	Area	Ratio	Reference
1	182.00	35876	95.09	90.00
2	145.00	12482	33.08	40.00



ID#90 Name:Hexachlorobutadiene Type:Target No Manual Integration

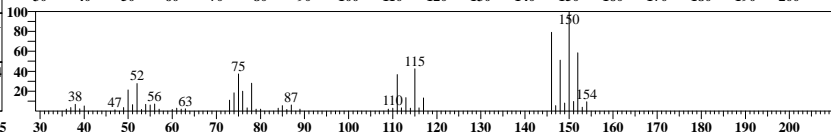
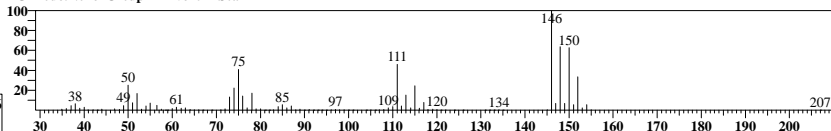
Mass:225.00 R.T:11.391 Area:65223 Conc:42.47320ppb

#	m/z	Area	Ratio	Reference
1	227.00	6353	64.00	66.00
2	223.00	11735	64.00	66.00




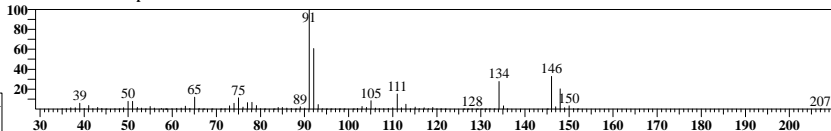
ID#:85 R.Time:9.283(Scan#:1869)

MassPeaks:101
RawMode:Averaged 9.258-9.308(1863-1875)
BG Mode:None Group 1 - Event 1 Scan





ID#:86 R.Time:9.608(Scan#:1947)

MassPeaks:103
RawMode:Averaged 9.583-9.633(1941-1953)
BG Mode:None Group 1 - Event 1 Scan





ID#:87 R.Time:9.617(Scan#:1949)

MassPeaks:103
RawMode:Averaged 9.608-9.658(1947-1959)
BG Mode:None Group 1 - Event 1 Scan



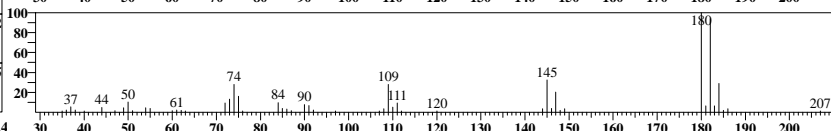
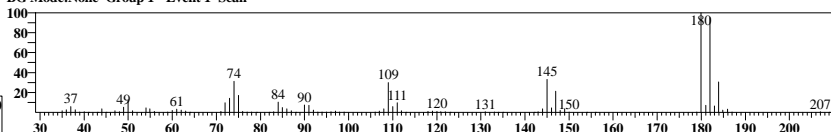
ID#:88 R.Time:10.425(Scan#:2143)

MassPeaks:67
RawMode:Averaged 10.400-10.450(2137-2149)
BG Mode:None Group 1 - Event 1 Scan



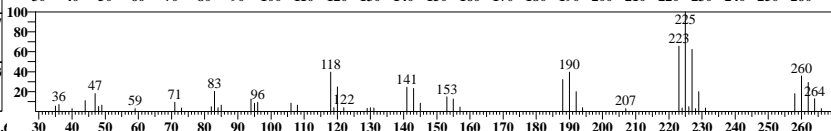

ID#:89 R.Time:11.250(Scan#:2341)

MassPeaks:90
RawMode:Averaged 11.225-11.275(2335-2347)
BG Mode:None Group 1 - Event 1 Scan



ID#:90 R.Time:11.392(Scan#:2375)

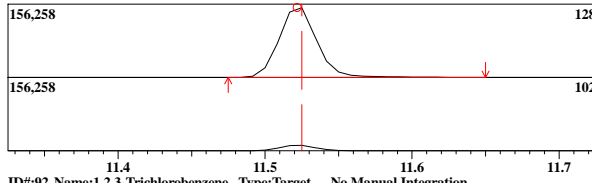
MassPeaks:111
RawMode:Averaged 11.367-11.417(2369-2381)
BG Mode:None Group 1 - Event 1 Scan



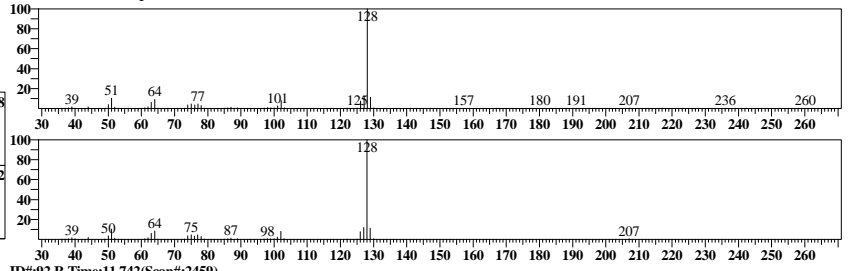
ID#:91 Name:Naphthalene Type:Target No Manual Integration

Mass:128.00 R.T:11.522 Area:268247 Conc:47.63533ppb
Event:1:Scan SI:99

#	m/z	Area	Ratio	Reference
1	102.00	6016	8.10	2.00



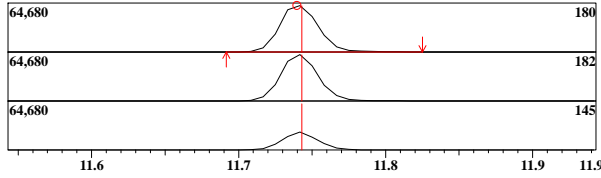
ID#:91 R.Time:11.525(Scan#:2407)
MassPeaks:76
RawMode:Averaged 11.500-11.550(2401-2413)
BG Mode:None Group 1 - Event 1 Scan



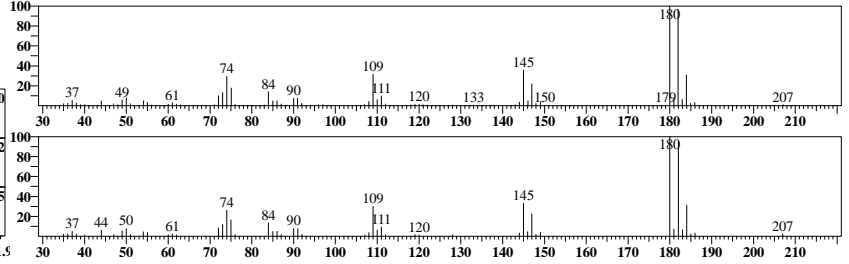
ID#:92 Name:1,2,3-Trichlorobenzene Type:Target No Manual Integration

Mass:180.00 R.T:11.740 Area:114103 Conc:43.89475ppb
Event:1:Scan SI:98

#	m/z	Area	Ratio	Reference
1	182.00	30946	96.84	90.00
2	145.00	11455	35.84	40.00



ID#:92 R.Time:11.742(Scan#:2459)
MassPeaks:94
RawMode:Averaged 11.717-11.767(2453-2465)
BG Mode:None Group 1 - Event 1 Scan



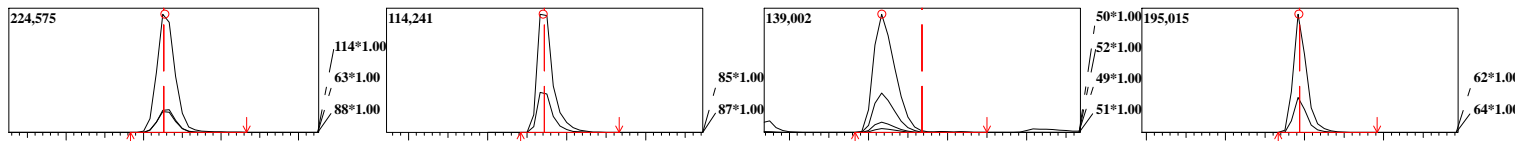
Before Manual Integrations

Analyst: ABO
Method: 8260C
Sample ID: ICAL5
Date: 1/10/2022
Time: 16:34:49
Dilution: 1

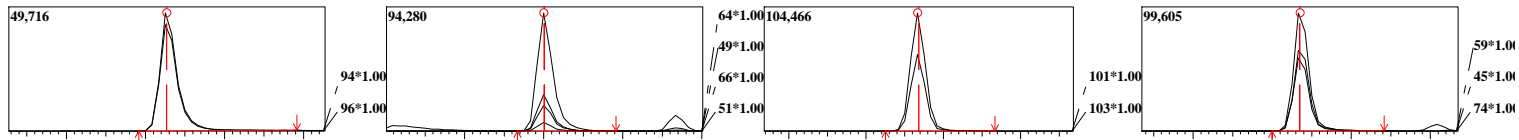
Instr: J1A Trace Number:
Batch:

Data File: C:\GCMSsolution\Data\220110A020.qgd
Method File: C:\GCMSsolution\Data\8260-W-211121A.qgm
Sample Name: ICAL5

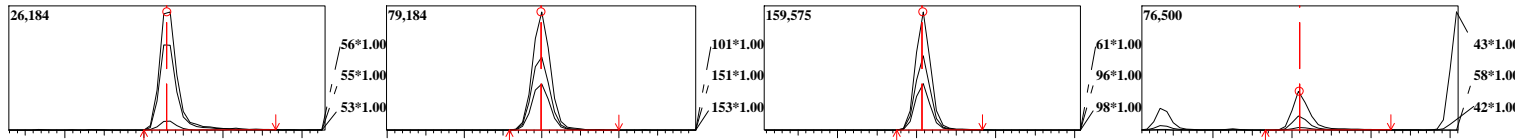
ID#:1 Mass:114.00 R.T:4.628 Area:353121 Conc:50.00000ppm	Name:1,4-Difluorobenzene (IS) Type:ISTD	ID#:2 Mass:85.00 R.T:1.571 Area:156226 Conc:72.62255ppm	Name:Dichlorodifluoromethane Type:Target	ID#:3 Mass:50.00 R.T:1.717 Area:254274 Conc:77.64426ppm	Name:Chloromethane Type:Target	ID#:4 Mass:62.00 R.T:1.793 Area:219873 Conc:48.61836ppm	Name:Vinyl Chloride Type:Target
--	--	---	---	---	-----------------------------------	---	------------------------------------



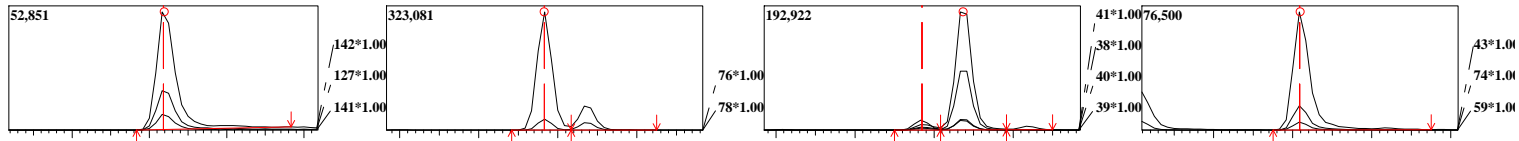
ID#:5 Mass:94.00 R.T:2.027 Area:72241 Conc:84.79861ppm	Name:Bromomethane Type:Target	ID#:6 Mass:64.00 R.T:2.100 Area:126636 Conc:51.48149ppm	Name:Chloroethane Type:Target	ID#:7 Mass:101.00 R.T:2.267 Area:136316 Conc:48.25511ppm	Name:Trichlorofluoromethane Type:Target	ID#:8 Mass:59.00 R.T:2.436 Area:131050 Conc:42.38081ppm	Name:Diethyl Ether Type:Target
--	----------------------------------	---	----------------------------------	--	--	---	-----------------------------------



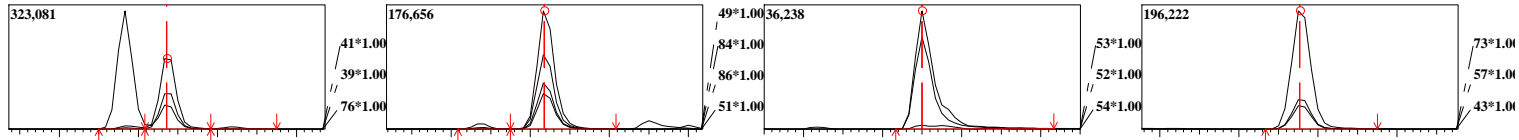
ID#:9 Mass:56.00 R.T:2.529 Area:40112 Conc:215.99984ppm	Name:Acrolein Type:Target	ID#:10 Mass:101.00 R.T:2.599 Area:122787 Conc:43.94643ppm	Name:1,1,2-Trichlorotrifluoroethane Type:Target	ID#:11 Mass:61.00 R.T:2.608 Area:204072 Conc:40.92030ppm	Name:1,1-Dichloroethene Type:Target	ID#:12 Mass:43.00 R.T:2.609 Area:36239 Conc:34.83061ppm	Name:Acetone Type:Target
---	------------------------------	---	--	--	--	---	-----------------------------



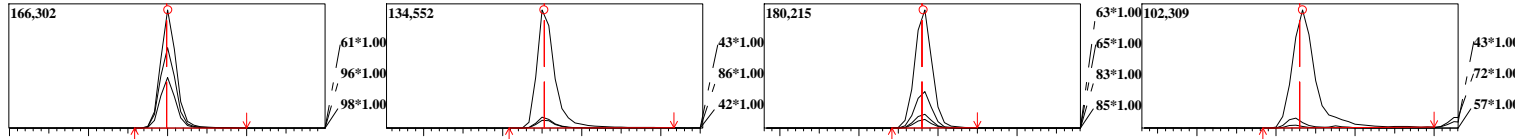
ID#:13 Mass:142.00 R.T:2.719 Area:89739 Conc:75.17264ppm	Name:Idomethane Type:Target	ID#:14 Mass:76.00 R.T:2.783 Area:413435 Conc:42.12031ppm	Name:Carbon Disulfide Type:Target	ID#:15 Mass:41.00 R.T:2.837 Area:277298 Conc:591.28817ppm	Name:Acetonitrile Type:Target	ID#:16 Mass:43.00 R.T:2.810 Area:111367 Conc:33.75331ppm	Name:Methyl Acetate Type:Target
--	--------------------------------	--	--------------------------------------	---	----------------------------------	--	------------------------------------



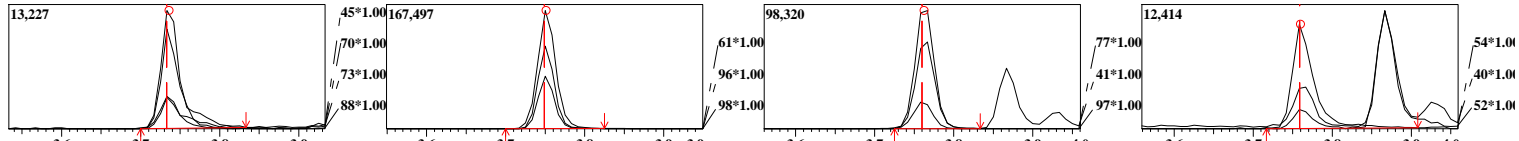
ID#:17 Mass:41.00 R.T:2.837 Area:278814 Conc:45.89552ppm	Name:Allyl Chloride(3-Chloroprene) Type:Target	ID#:18 Mass:49.00 R.T:2.919 Area:261612 Conc:46.85061ppm	Name:Methylene Chloride Type:Target	ID#:19 Mass:53.00 R.T:3.051 Area:60337 Conc:30.40174ppm	Name:Acrylonitrile Type:Target	ID#:20 Mass:73.00 R.T:3.078 Area:326125 Conc:41.29212ppm	Name:MTBE Type:Target
--	---	--	--	---	-----------------------------------	--	--------------------------



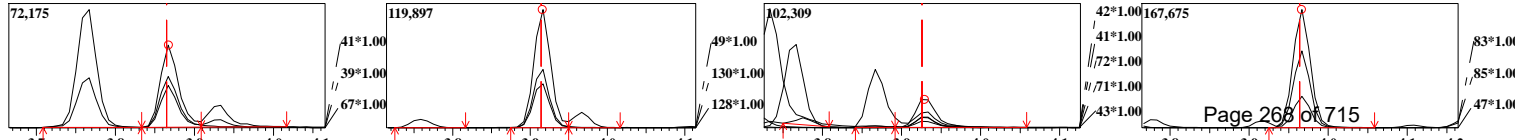
ID#:21 Mass:61.00 R.T:3.100 Area:217340 Conc:43.26860ppm	Name:trans-1,2-Dichloroethene Type:Target	ID#:22 Mass:43.00 R.T:3.353 Area:203363 Conc:64.44465ppm	Name:Vinyl Acetate Type:Target	ID#:23 Mass:63.00 R.T:3.382 Area:263527 Conc:44.92867ppm	Name:1,1-Dichloroethane Type:Target	ID#:24 Mass:43.00 R.T:3.733 Area:196096 Conc:35.26636ppm	Name:2-Butanone(MEK) Type:Target
--	--	--	-----------------------------------	--	--	--	-------------------------------------

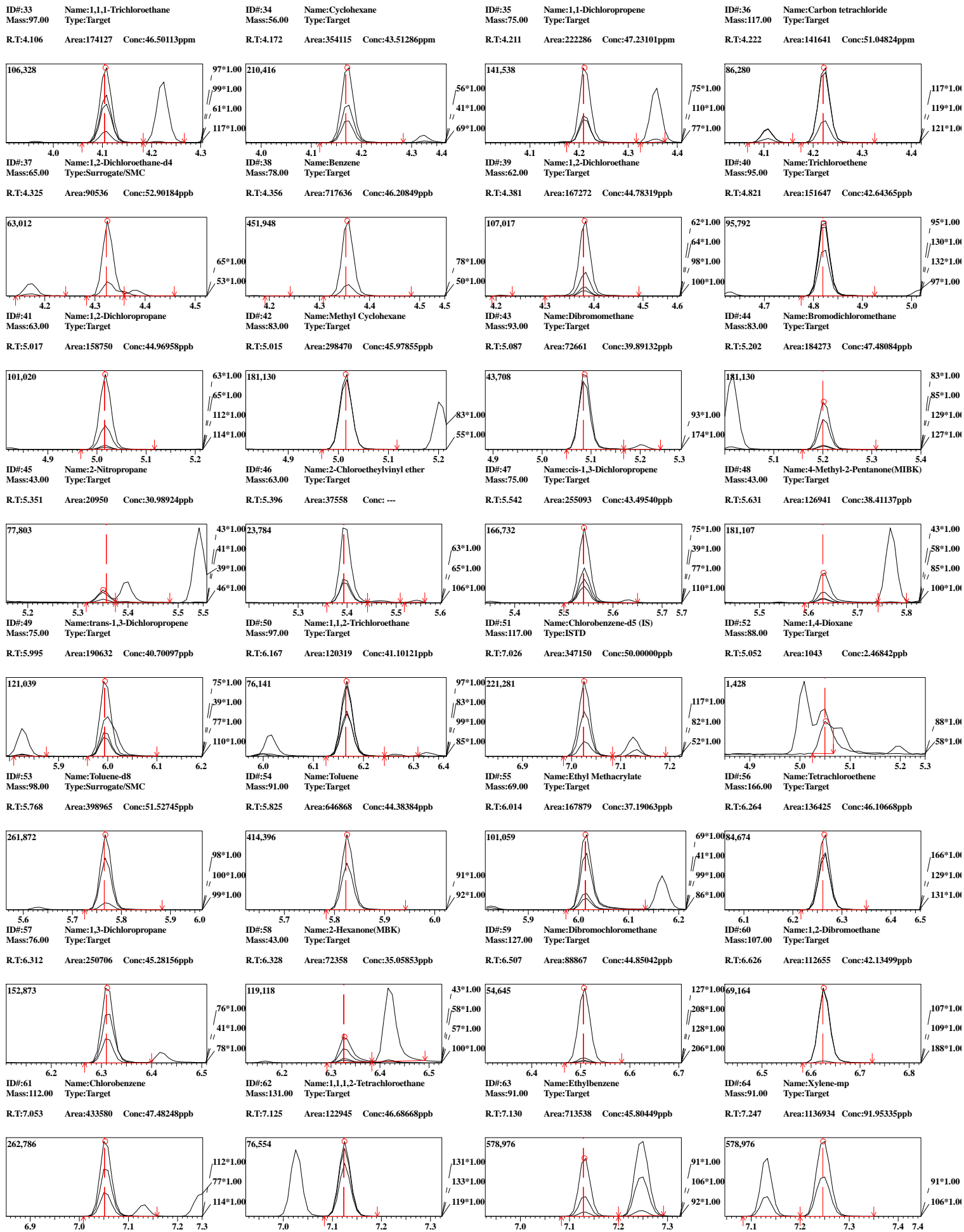


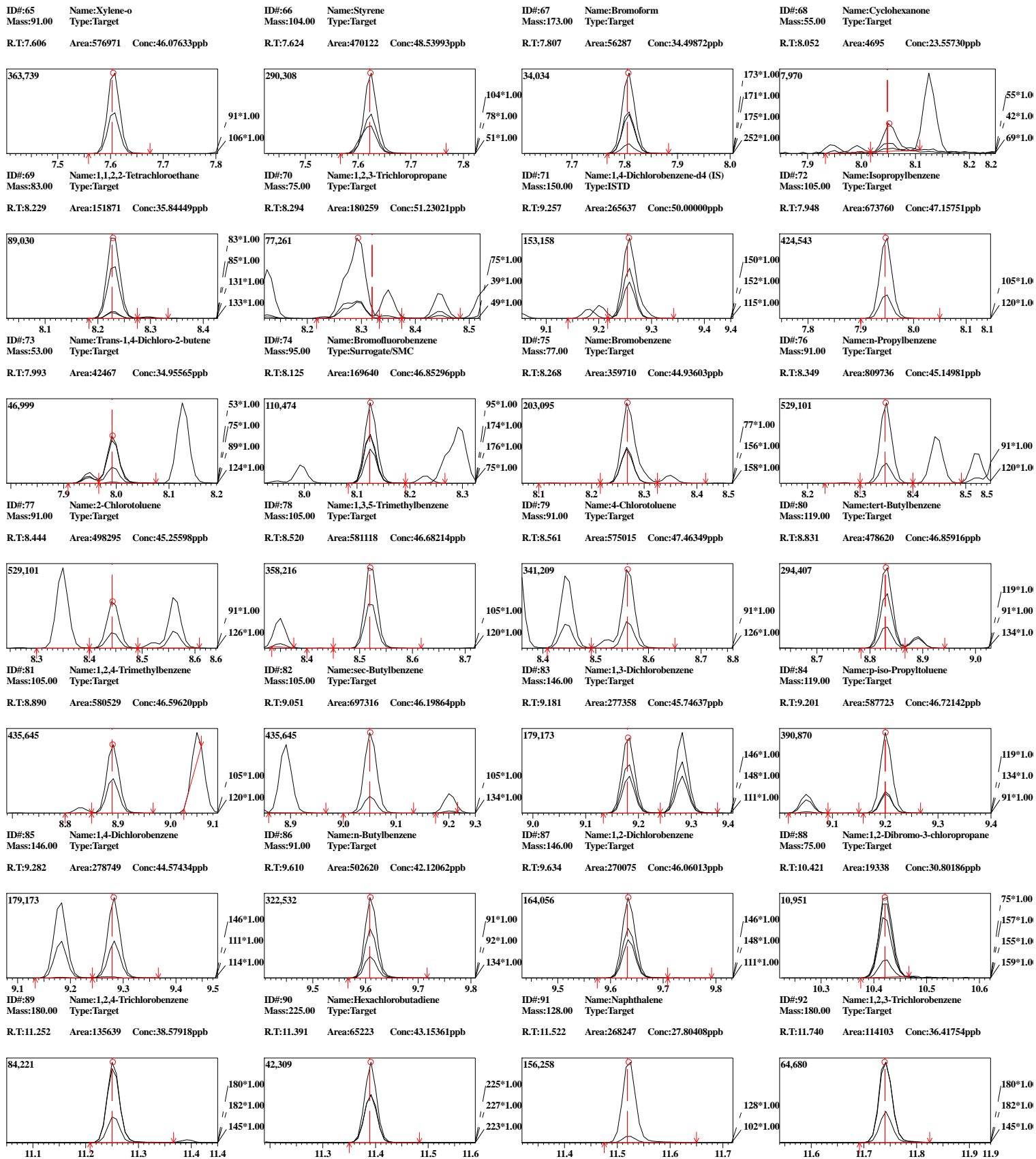
ID#:25 Mass:45.00 R.T:3.736 Area:22633 Conc:35.65276ppm	Name:Ethyl Acetate Type:Target	ID#:26 Mass:61.00 R.T:3.751 Area:255937 Conc:40.12932ppm	Name:cis-1,2-Dichloroethene Type:Target	ID#:27 Mass:77.00 R.T:3.763 Area:163191 Conc:44.41895ppm	Name:2,2-Dichloropropane Type:Target	ID#:28 Mass:54.00 R.T:3.760 Area:19992 Conc:26.81087ppm	Name:Propionitrile(Ethyl cyanide) Type:Target
---	-----------------------------------	--	--	--	---	---	--



ID#:29 Mass:41.00 R.T:3.867 Area:78251 Conc:32.85049ppm	Name:Methacrylonitrile Type:Target	ID#:30 Mass:49.00 R.T:3.916 Area:176274 Conc:46.58391ppm	Name:Bromochloromethane Type:Target	ID#:31 Mass:42.00 R.T:3.929 Area:44605 Conc:26.05192ppm	Name:Tetrahydrofuran Type:Target	ID#:32 Mass:83.00 R.T:3.966 Area:247893 Conc:46.07878ppm	Name:Chloroform Type:Target
---	---------------------------------------	--	--	---	-------------------------------------	--	--------------------------------







Analyst: ABO Instrument: J1A Trace Number: VOC-B012-F29T

Method: 8260B/C/D

Batch:

Sample ID: ICAL6

Data File: C:\GCMSsolution\Archived Data\2022\01-JAN\220110after\220110A021.qgd

Date: 1/10/2022

Method File: C:\GCMSsolution\Data\8260-W-220110A.qgm

Time: 16:59:08

Sample Name: ICAL6

Dilution: 1

Internal Standard

ID#	Name	Mass	Time	Area	Conc.
1	1,4-Difluorobenzene (IS)	114.00	4.63	356445	50.00
51	Chlorobenzene-d5 (IS)	117.00	7.03	347236	50.00
71	1,4-Dichlorobenzene-d4 (IS)	150.00	9.26	246540	50.00

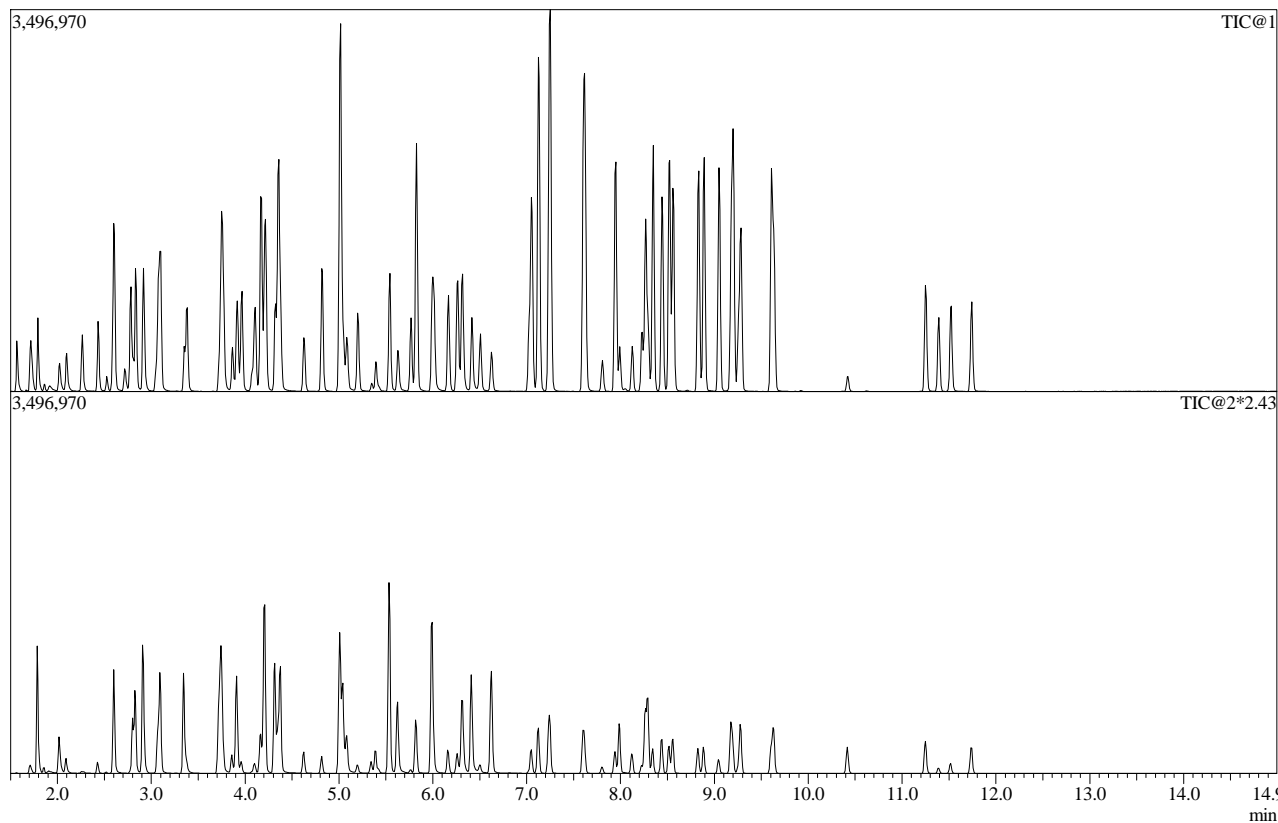
Surrogate

ID#	Name	Mass	Time	Area	Conc.
37	1,2-Dichloroethane-d4	65.00	4.32	88901	48.88
53	Toluene-d8	98.00	5.77	397301	50.05
74	Bromofluorobenzene	95.00	8.13	167373	49.92

Target

ID#	Name	Mass	Time	Area	Conc.
2	Dichlorodifluoromethane	85.00	1.57	349977	97.49
3	Chloromethane	50.00	1.72	567748	96.36
4	Vinyl Chloride	62.00	1.79	497692	99.08
5	Bromomethane	94.00	2.02	177153	116.18
6	Chloroethane	64.00	2.10	293195	100.40
7	Trichlorofluoromethane	101.00	2.27	312871	99.13
8	Diethyl Ether	59.00	2.43	287730	101.58
9	Acrolein	56.00	2.53	93172	505.86
10	1,1,2-Trichlorotrifluoroethane	101.00	2.60	278741	97.59
11	1,1-Dichloroethene	61.00	2.61	475609	102.46
12	Acetone	43.00	2.61	77745	96.47
13	Idomethane	142.00	2.72	223674	107.09
14	Carbon Disulfide	76.00	2.78	968073	105.81
15	Acetonitrile	41.00	2.79	35922	109.38
16	Methyl Acetate	43.00	2.81	250764	103.65
17	Allyl Chloride(3-Chloroprene)	41.00	2.84	641822	104.54
18	Methylene Chloride	49.00	2.92	588246	100.23
19	Acrylonitrile	53.00	3.05	138859	104.25
20	MTBE	73.00	3.08	725831	104.67
21	trans-1,2-Dichloroethene	61.00	3.10	505198	101.72
22	Vinyl Acetate	43.00	3.35	475964	111.03
23	1,1-Dichloroethane	63.00	3.38	608399	102.37
24	2-Butanone(MEK)	43.00	3.73	439609	105.46
25	Ethyl Acetate	45.00	3.73	51551	102.64
26	cis-1,2-Dichloroethene	61.00	3.75	598661	103.72
27	2,2-Dichloropropane	77.00	3.76	380378	103.63
28	Propionitrile(Ethyl cyanide)	54.00	3.76	45760	101.84
29	Methacrylonitrile	41.00	3.87	178436	110.29
30	Bromochloromethane	49.00	3.91	382239	99.16
31	Tetrahydrofuran	42.00	3.93	90727	98.57
32	Chloroform	83.00	3.96	575597	102.40
33	1,1,1-Trichloroethane	97.00	4.11	403402	103.60
34	Cyclohexane	56.00	4.17	828779	106.71
35	1,1-Dichloropropene	75.00	4.21	497515	100.98
36	Carbon tetrachloride	117.00	4.22	316814	101.63
38	Benzene	78.00	4.35	1612373	100.50
39	1,2-Dichloroethane	62.00	4.38	372486	98.78
40	Trichloroethene	95.00	4.82	346115	101.53
41	1,2-Dichloropropane	63.00	5.02	369805	104.28
42	Methyl Cyclohexane	83.00	5.01	689380	107.29
43	Dibromomethane	93.00	5.09	163908	101.23
44	Bromodichloromethane	83.00	5.20	427514	107.05
45	2-Nitropropane	43.00	5.35	52491	107.31
46	2-Chloroethylvinyl ether	63.00	5.39	96916	102.22
47	cis-1,3-Dichloropropene	75.00	5.54	597906	112.82
48	4-Methyl-2-Pentanone(MIBK)	43.00	5.63	284144	109.06
49	trans-1,3-Dichloropropene	75.00	5.99	454040	116.33
50	1,1,2-Trichloroethane	97.00	6.17	267980	101.81
52	1,4-Dioxane	88.00	5.05	4128	98.43
54	Toluene	91.00	5.83	1496933	103.09
55	Ethyl Methacrylate	69.00	6.01	373197	103.28

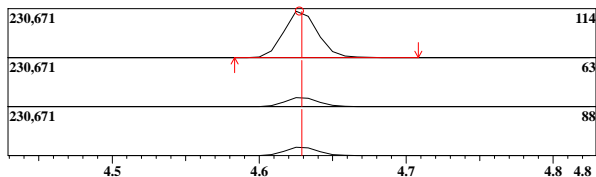
ID#	Name	Mass	Time	Area	Conc.
56	Tetrachloroethene	166.00	6.26	314684	104.81
57	1,3-Dichloropropane	76.00	6.31	554765	103.62
58	2-Hexanone(MBK)	43.00	6.32	172699	104.92
59	Dibromochloromethane	127.00	6.51	204000	110.66
60	1,2-Dibromoethane	107.00	6.63	248120	104.99
61	Chlorobenzene	112.00	7.05	955864	99.39
62	1,1,1,2-Tetrachloroethane	131.00	7.12	279395	106.96
63	Ethylbenzene	91.00	7.13	1623502	104.14
64	Xylene-mp	91.00	7.25	2560332	199.12
65	Xylene-o	91.00	7.61	1313625	104.73
66	Styrene	104.00	7.62	1036505	105.21
67	Bromoform	173.00	7.81	130844	107.25
68	Cyclohexanone	55.00	8.05	13929	108.59
69	1,1,2,2-Tetrachloroethane	83.00	8.23	333367	100.89
70	1,2,3-Trichloropropane	75.00	8.29	263394	100.24
72	Isopropylbenzene	105.00	7.95	1484319	104.49
73	Trans-1,4-Dichloro-2-butene	53.00	7.99	101280	109.25
75	Bromobenzene	77.00	8.27	787398	102.21
76	n-Propylbenzene	91.00	8.35	1833683	106.46
77	2-Chlorotoluene	91.00	8.44	1120246	104.22
78	1,3,5-Trimethylbenzene	105.00	8.52	1265523	102.57
79	4-Chlorotoluene	91.00	8.56	1172329	105.67
80	tert-Butylbenzene	119.00	8.83	1044755	106.68
81	1,2,4-Trimethylbenzene	105.00	8.89	1249007	102.59
82	sec-Butylbenzene	105.00	9.05	1530449	103.46
83	1,3-Dichlorobenzene	146.00	9.18	598662	100.08
84	p-iso-Propyltoluene	119.00	9.20	1273332	106.80
85	1,4-Dichlorobenzene	146.00	9.28	599334	97.02
86	n-Butylbenzene	91.00	9.61	1146822	107.38
87	1,2-Dichlorobenzene	146.00	9.63	556107	97.08
88	1,2-Dibromo-3-chloropropane	75.00	10.42	43277	105.29
89	1,2,4-Trichlorobenzene	180.00	11.25	322489	111.24
90	Hexachlorobutadiene	225.00	11.39	143092	100.40
91	Naphthalene	128.00	11.52	693818	110.49
92	1,2,3-Trichlorobenzene	180.00	11.74	267662	107.70



ID#1 Name:1,4-Difluorobenzene (IS) Type:ISTD No Manual Integration

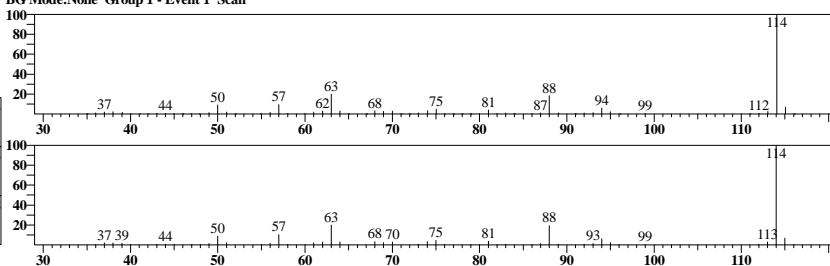
Mass:114.00 R.T:4.627 Area:356445 Conc:50.00000ppm

#	m/z	Area	Ratio	Reference
1	63.00	19880	19.90	23.00
2	88.00	18377	18.39	20.00



ID#1 R.Time:4.625(Scan#:751)

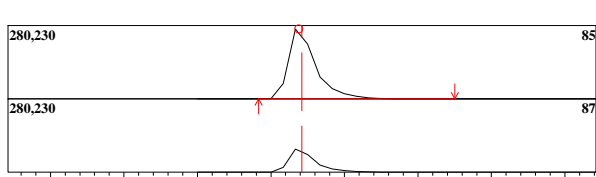
MassPeaks:63
RawMode:Averaged 4.600-4.650(745-757)
BG Mode:None Group 1 - Event 1 Scan



ID#2 Name:Dichlorodifluoromethane Type:Target No Manual Integration

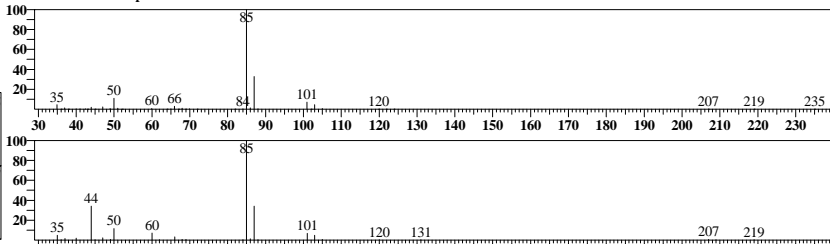
Mass:85.00 R.T:1.569 Area:349977 Conc:97.49206ppm

#	m/z	Area	Ratio	Reference
1	87.00	30961	32.79	33.00



ID#2 R.Time:1.567(Scan#:17)

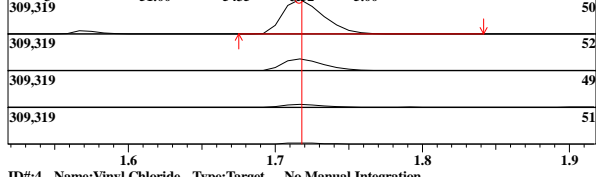
MassPeaks:40
RawMode:Averaged 1.542-1.592(11-23)
BG Mode:None Group 1 - Event 1 Scan



ID#3 Name:Chloromethane Type:Target No Manual Integration


Mass:50.00 R.T:1.716 Area:567748 Conc:96.36131ppm

#	m/z	Area	Ratio	Reference
1	52.00	51944	33.66	30.00
2	49.00	13258	8.59	10.00
3	51.00	5435	3.52	5.00



ID#3 R.Time:1.717(Scan#:53)

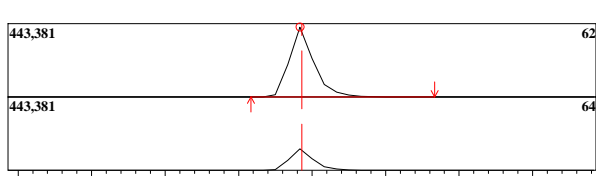
MassPeaks:24
RawMode:Averaged 1.692-1.742(47-59)
BG Mode:None Group 1 - Event 1 Scan



ID#4 Name:Vinyl Chloride Type:Target No Manual Integration

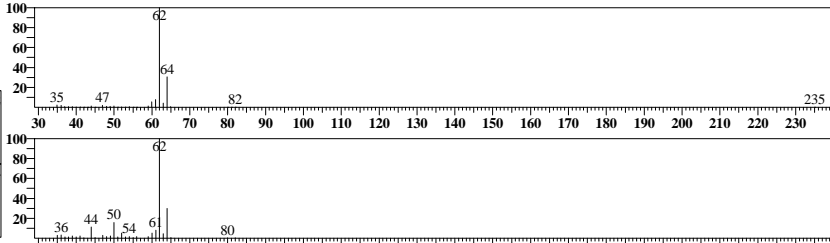
Mass:62.00 R.T:1.792 Area:497692 Conc:99.07689ppm

#	m/z	Area	Ratio	Reference
1	64.00	42373	30.45	31.00



ID#4 R.Time:1.792(Scan#:71)

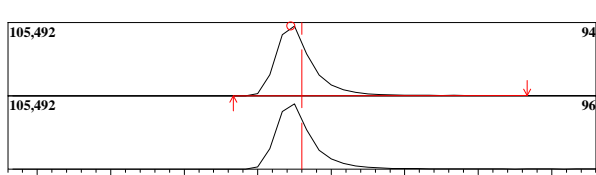
MassPeaks:32
RawMode:Averaged 1.767-1.817(65-77)
BG Mode:None Group 1 - Event 1 Scan



ID#5 Name:Bromomethane Type:Target No Manual Integration

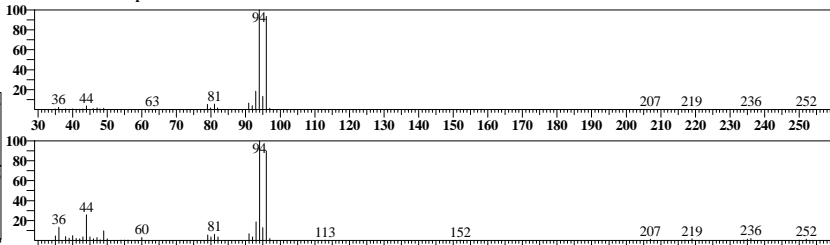
Mass:94.00 R.T:2.023 Area:177153 Conc:116.17579ppm

#	m/z	Area	Ratio	Reference
1	96.00	44188	93.64	95.00



ID#5 R.Time:2.025(Scan#:127)

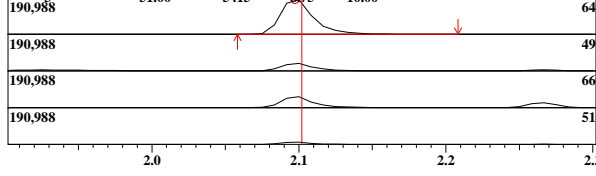
MassPeaks:40
RawMode:Averaged 2.000-2.050(121-133)
BG Mode:None Group 1 - Event 1 Scan



ID#6 Name:Chloroethane Type:Target No Manual Integration


Mass:64.00 R.T:2.097 Area:293195 Conc:100.40225ppm

#	m/z	Area	Ratio	Reference
1	49.00	17159	21.39	25.00
2	66.00	24905	31.05	31.00
3	51.00	5415	6.75	10.00



ID#6 R.Time:2.100(Scan#:145)

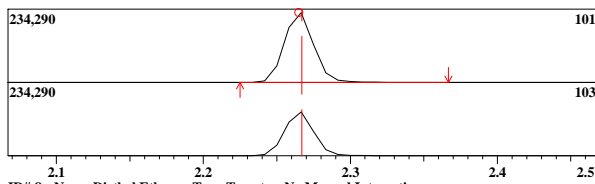
MassPeaks:44
RawMode:Averaged 2.075-2.125(139-151)
BG Mode:None Group 1 - Event 1 Scan



ID#:7 Name:Trichlorofluoromethane Type:Target No Manual Integration

Mass:101.00 R.T:2.265 Area:312871 Conc:99.12656ppm

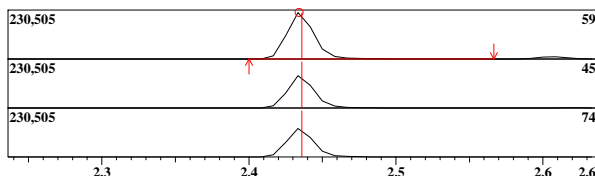
#	m/z	Area	Ratio	Reference
1	103.00	55485	62.85	57.00



ID#8 Name:Diethyl Ether Type:Target No Manual Integration

Mass:59.00 R.T:2.434 Area:287730 Conc:101.57810ppm

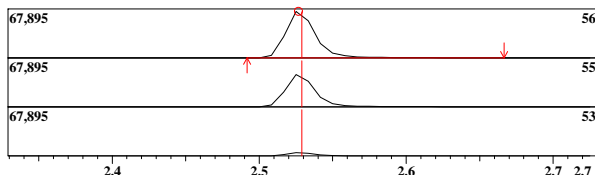
#	m/z	Area	Ratio	Reference
1	45.00	54951	68.87	80.00
2	74.00	48650	60.97	68.00



ID#9 Name:Acrolein Type:Target No Manual Integration

Mass:56.00 R.T:2.527 Area:93172 Conc:505.86141ppm

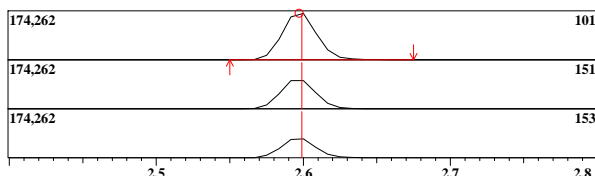
#	m/z	Area	Ratio	Reference
1	55.00	17508	69.38	70.00
2	53.00	1744	6.91	5.00



ID#10 Name:1,1,2-Trichlorotrifluoroethane Type:Target No Manual Integration

Mass:101.00 R.T:2.597 Area:278741 Conc:97.58533ppm

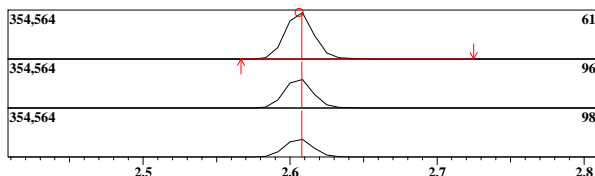
#	m/z	Area	Ratio	Reference
1	151.00	50367	64.07	60.00
2	153.00	32733	41.64	40.00



ID#11 Name:1,1-Dichloroethene Type:Target No Manual Integration

Mass:61.00 R.T:2.606 Area:475609 Conc:102.45574ppm

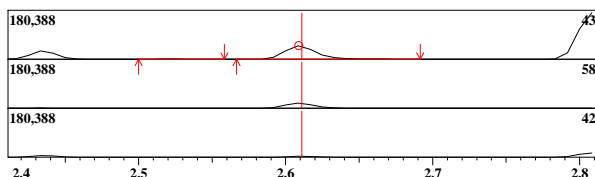
#	m/z	Area	Ratio	Reference
1	96.00	83713	62.57	60.00
2	98.00	52156	38.98	36.00



ID#12 Name:Acetone Type:Target No Manual Integration


Mass:43.00 R.T:2.609 Area:77745 Conc:96.46924ppm

#	m/z	Area	Ratio	Reference
1	58.00	8061	37.63	30.00
2	42.00	1584	7.39	10.00



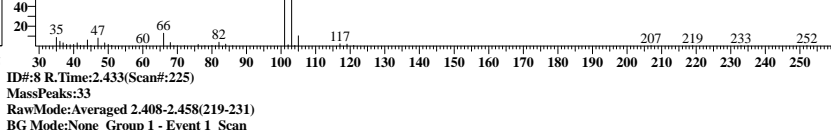
ID#7 R.Time:2.267(Scan#:185)

MassPeaks:62 RawMode:Averaged 2.242-2.292(179-191) BG Mode:None Group 1 - Event 1 Scan



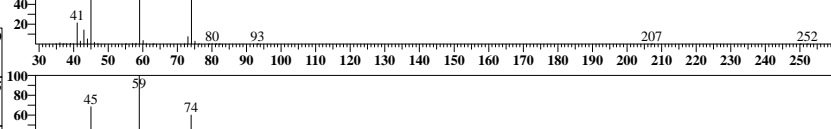
ID#8 R.Time:2.433(Scan#:225)

MassPeaks:33 RawMode:Averaged 2.408-2.458(219-231) BG Mode:None Group 1 - Event 1 Scan




ID#9 R.Time:2.525(Scan#:247)

MassPeaks:34 RawMode:Averaged 2.500-2.550(241-253) BG Mode:None Group 1 - Event 1 Scan




ID#10 R.Time:2.600(Scan#:265)

MassPeaks:90 RawMode:Averaged 2.575-2.625(259-271) BG Mode:None Group 1 - Event 1 Scan



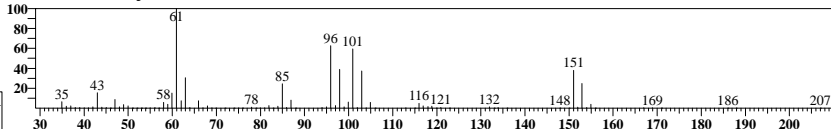
ID#11 R.Time:2.600(Scan#:265)

MassPeaks:90 RawMode:Averaged 2.583-2.633(261-273) BG Mode:None Group 1 - Event 1 Scan



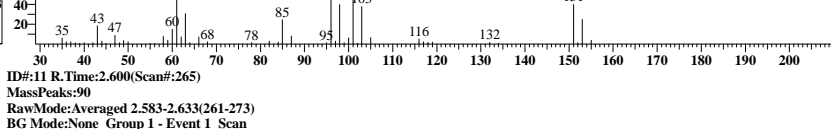
ID#12 R.Time:2.600(Scan#:265)

MassPeaks:90 RawMode:Averaged 2.583-2.633(261-273) BG Mode:None Group 1 - Event 1 Scan



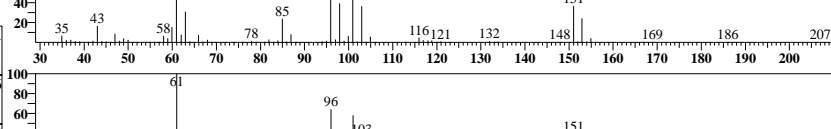
ID#11 R.Time:2.600(Scan#:265)

MassPeaks:90 RawMode:Averaged 2.583-2.633(261-273) BG Mode:None Group 1 - Event 1 Scan



ID#12 R.Time:2.600(Scan#:265)

MassPeaks:90 RawMode:Averaged 2.583-2.633(261-273) BG Mode:None Group 1 - Event 1 Scan



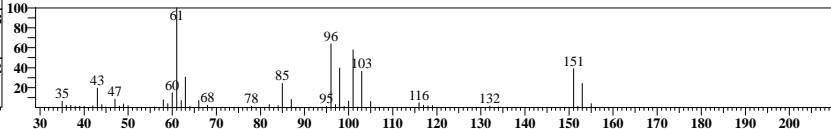
ID#11 R.Time:2.600(Scan#:265)

MassPeaks:90 RawMode:Averaged 2.583-2.633(261-273) BG Mode:None Group 1 - Event 1 Scan



ID#12 R.Time:2.600(Scan#:265)

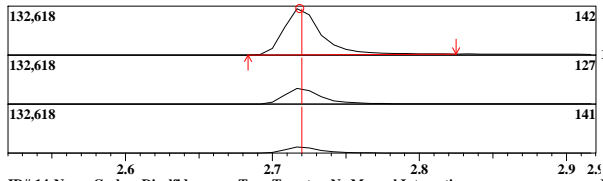
MassPeaks:90 RawMode:Averaged 2.583-2.633(261-273) BG Mode:None Group 1 - Event 1 Scan



ID#:13 Name:Idomethane Type:Target No Manual Integration

Mass:142.00 R.T:2.719 Area:223674 Conc:107.08713ppm

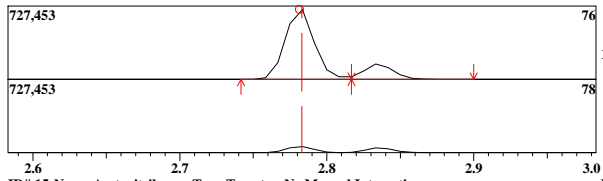
#	m/z	Area	Ratio	Reference
1	127.00	20173	34.12	35.00
2	141.00	7733	13.08	13.00



ID#:14 Name:Carbon Disulfide Type:Target No Manual Integration

Mass:76.00 R.T:2.781 Area:968073 Conc:105.81058ppm

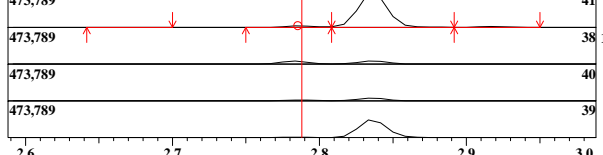
#	m/z	Area	Ratio	Reference
1	78.00	24746	9.06	9.00



ID#:15 Name:Acetonitrile Type:Target No Manual Integration

Mass:41.00 R.T:2.785 Area:35922 Conc:109.38453ppm

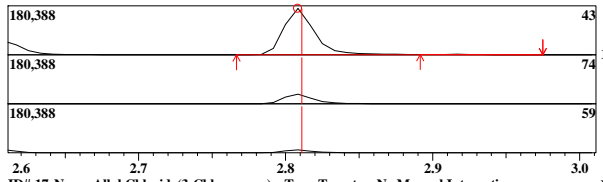
#	m/z	Area	Ratio	Reference
1	38.00	14819	* 138.85	40.00
2	40.00	5313	49.78	20.00
3	39.00	3307	30.98	15.00



ID#:16 Name:Methyl Acetate Type:Target No Manual Integration

Mass:43.00 R.T:2.808 Area:250764 Conc:103.64734ppm

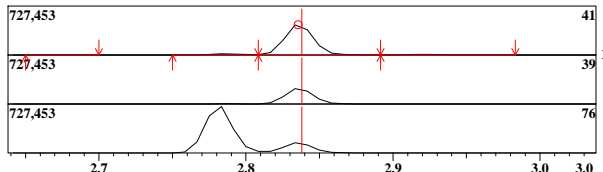
#	m/z	Area	Ratio	Reference
1	74.00	14301	21.00	40.00
2	59.00	4656	6.84	20.00



ID#:17 Name:Allyl Chloride(3-Chloroprene) Type:Target No Manual Integration

Mass:41.00 R.T:2.836 Area:641822 Conc:104.54030ppm

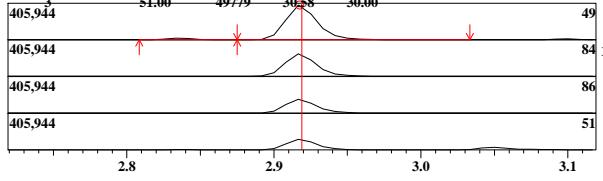
#	m/z	Area	Ratio	Reference
1	39.00	92401	50.91	40.00
2	76.00	66879	36.84	5.00



ID#:18 Name:Methylene Chloride Type:Target No Manual Integration

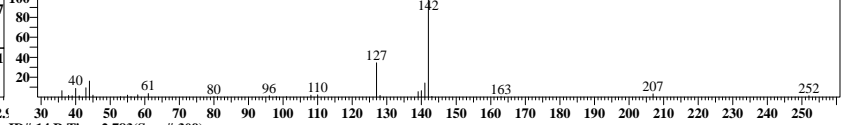
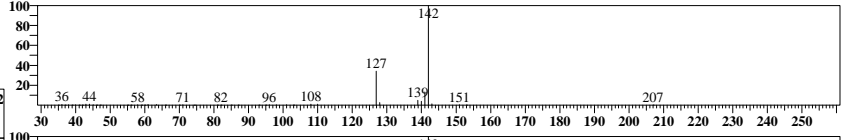
Mass:49.00 R.T:2.918 Area:588246 Conc:100.22791ppm

#	m/z	Area	Ratio	Reference
1	84.00	106034	65.14	64.00
2	86.00	65246	40.08	40.00
3	51.00	49779	30.58	30.00



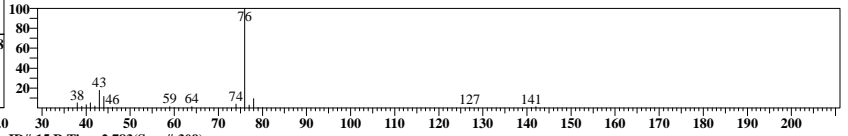

ID#:13 R.Time:2.717(Scan#:293)

MassPeaks:46 RawMode:Averaged 2.692-2.742(287-299) BG Mode:None Group 1 - Event 1 Scan





ID#:14 R.Time:2.783(Scan#:309)

MassPeaks:44 RawMode:Averaged 2.758-2.808(303-315) BG Mode:None Group 1 - Event 1 Scan



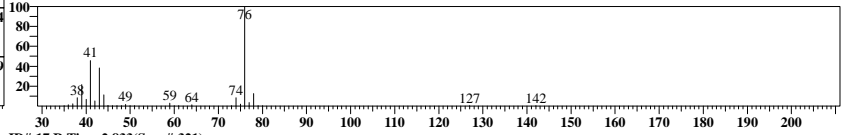
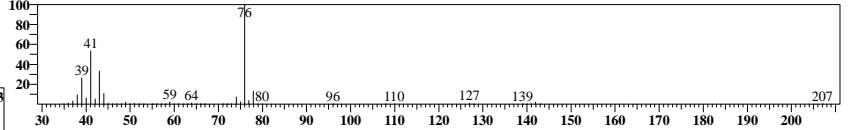
ID#:15 R.Time:2.783(Scan#:309)

MassPeaks:44 RawMode:Averaged 2.758-2.808(303-315) BG Mode:None Group 1 - Event 1 Scan



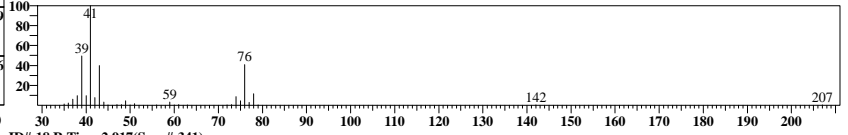
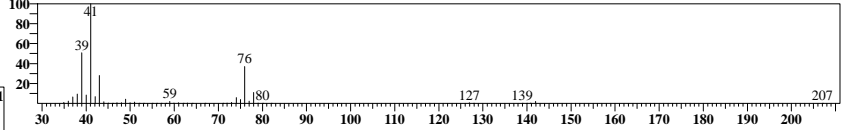
ID#:16 R.Time:2.825(Scan#:319)

MassPeaks:53 RawMode:Averaged 2.783-2.833(309-321) BG Mode:None Group 1 - Event 1 Scan



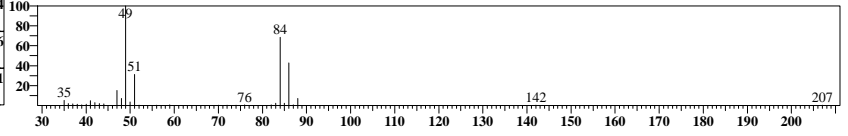
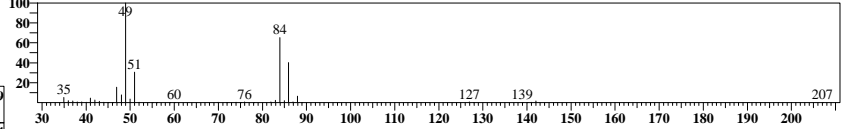
ID#:17 R.Time:2.833(Scan#:321)

MassPeaks:48 RawMode:Averaged 2.808-2.858(315-327) BG Mode:None Group 1 - Event 1 Scan



ID#:18 R.Time:2.917(Scan#:341)

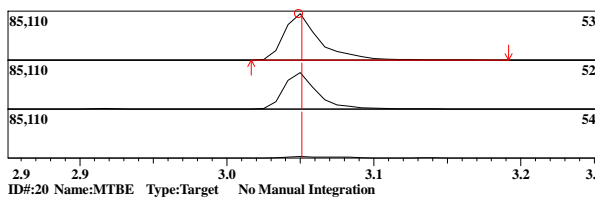
MassPeaks:43 RawMode:Averaged 2.892-2.942(335-347) BG Mode:None Group 1 - Event 1 Scan



ID#:19 Name:Acrylonitrile Type:Target No Manual Integration

Mass:53.00 R.T:3.049 Area:138859 Conc:104.25329ppm

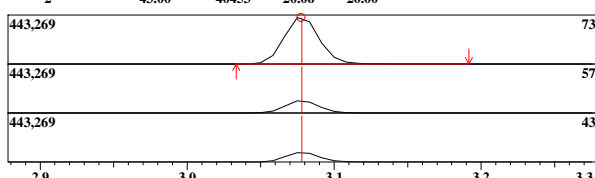
#	m/z	Area	Ratio	Reference
1	52.00	27240	76.54	40.00
2	54.00	1630	4.58	10.00



ID#:20 Name:MTBE Type:Target No Manual Integration

Mass:73.00 R.T:3.078 Area:725831 Conc:104.67383ppm

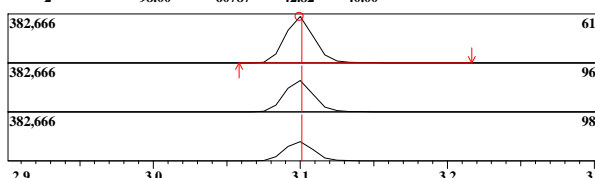
#	m/z	Area	Ratio	Reference
1	57.00	52549	26.06	26.00
2	43.00	40453	20.06	20.00



ID#:21 Name:trans-1,2-Dichloroethene Type:Target No Manual Integration

Mass:61.00 R.T:3.099 Area:505198 Conc:101.72136ppm

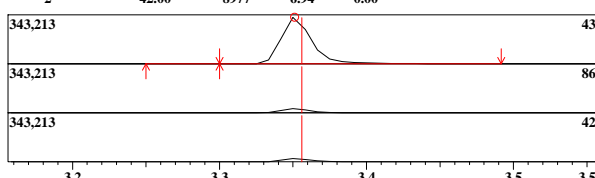
#	m/z	Area	Ratio	Reference
1	96.00	97419	68.63	64.00
2	98.00	60787	42.82	40.00



ID#:22 Name:Vinyl Acetate Type:Target No Manual Integration

Mass:43.00 R.T:3.351 Area:475964 Conc:111.02900ppm

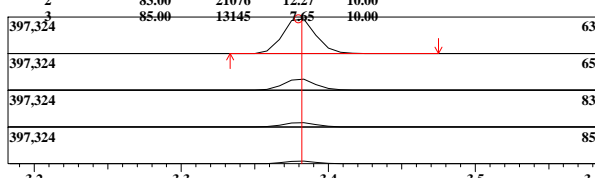
#	m/z	Area	Ratio	Reference
1	86.00	12177	9.41	10.00
2	42.00	8977	6.94	0.00



ID#:23 Name:1,1-Dichloroethane Type:Target No Manual Integration

Mass:63.00 R.T:3.380 Area:608399 Conc:102.36775ppm

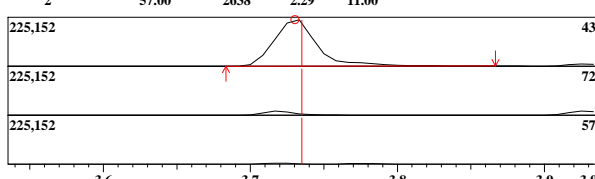
#	m/z	Area	Ratio	Reference
1	65.00	53614	31.22	30.00
2	83.00	21076	12.27	10.00
3	85.00	13145	7.65	10.00




ID#:24 Name:2-Butanone(MEK) Type:Target No Manual Integration

Mass:43.00 R.T:3.730 Area:439609 Conc:105.46400ppm


#	m/z	Area	Ratio	Reference
1	72.00	8740	7.58	30.00
2	57.00	2638	2.29	11.00



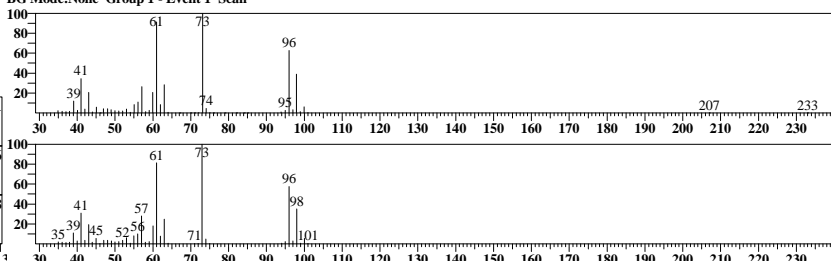
ID#:19 R.Time:3.067(Scan#:377)
MassPeaks:50
RawMode:Averaged 3.025-3.075(367-379)
BG Mode:None Group 1 - Event 1 Scan




ID#:20 R.Time:3.092(Scan#:383)
MassPeaks:50
RawMode:Averaged 3.050-3.100(373-385)
BG Mode:None Group 1 - Event 1 Scan




ID#:21 R.Time:3.092(Scan#:383)
MassPeaks:52
RawMode:Averaged 3.075-3.125(379-391)
BG Mode:None Group 1 - Event 1 Scan



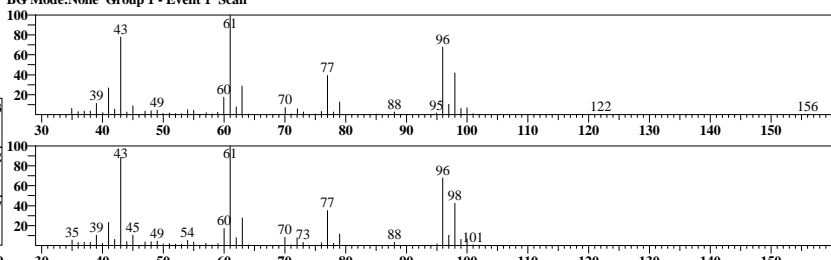
ID#:22 R.Time:3.367(Scan#:449)
MassPeaks:53
RawMode:Averaged 3.325-3.375(439-451)
BG Mode:None Group 1 - Event 1 Scan



ID#:23 R.Time:3.383(Scan#:453)
MassPeaks:53
RawMode:Averaged 3.358-3.408(447-459)
BG Mode:None Group 1 - Event 1 Scan



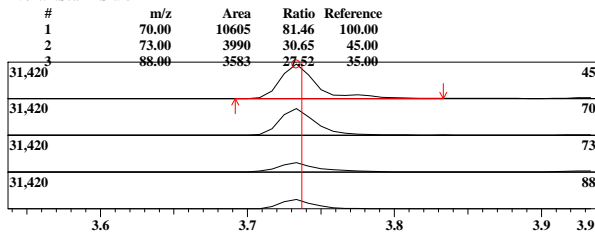
ID#:24 R.Time:3.750(Scan#:541)
MassPeaks:64
RawMode:Averaged 3.708-3.758(531-543)
BG Mode:None Group 1 - Event 1 Scan



ID#:25 Name:Ethyl Acetate Type:Target No Manual Integration

Mass:45.00 R.T:3.733 Area:51551 Conc:102.63578ppm

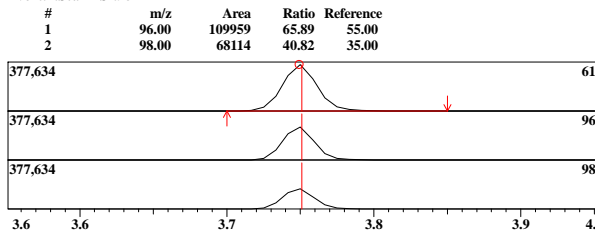
Event:1:Scan SI:98



ID#:26 Name:cis-1,2-Dichloroethene Type:Target No Manual Integration

Mass:61.00 R.T:3.749 Area:598661 Conc:103.72480ppm

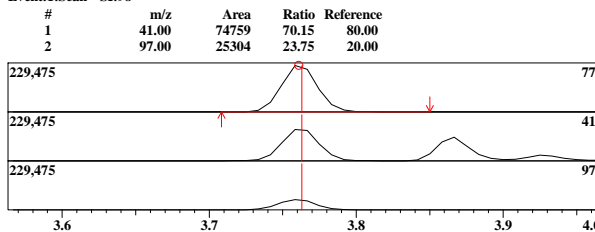
Event:1:Scan SI:98



ID#:27 Name:2,2-Dichloropropane Type:Target No Manual Integration

Mass:77.00 R.T:3.761 Area:380378 Conc:103.62811ppm

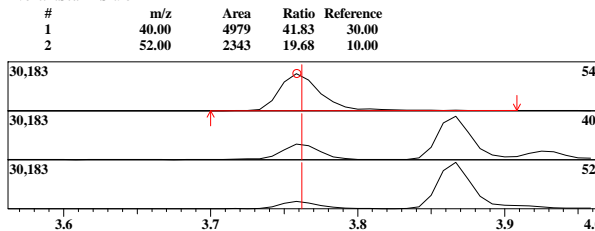
Event:1:Scan SI:98



ID#:28 Name:Propionitrile(Ethyl cyanide) Type:Target No Manual Integration

Mass:54.00 R.T:3.759 Area:45760 Conc:101.83656ppm

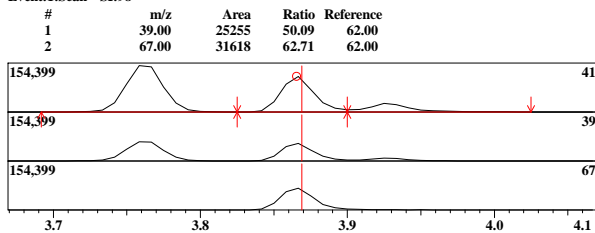
Event:1:Scan SI:98



ID#:29 Name:Methacrylonitrile Type:Target No Manual Integration

Mass:41.00 R.T:3.865 Area:178436 Conc:110.28803ppm

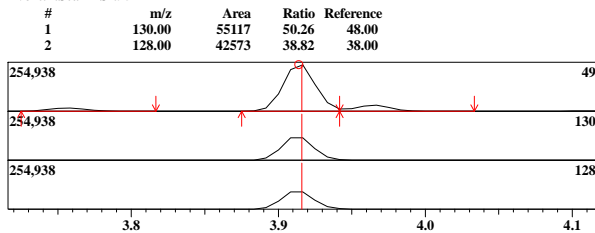
Event:1:Scan SI:98



ID#:30 Name:Bromochloromethane Type:Target No Manual Integration

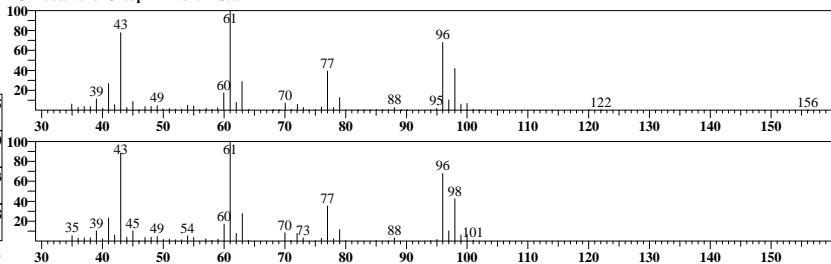
Mass:49.00 R.T:3.914 Area:382239 Conc:99.15827ppm

Event:1:Scan SI:95



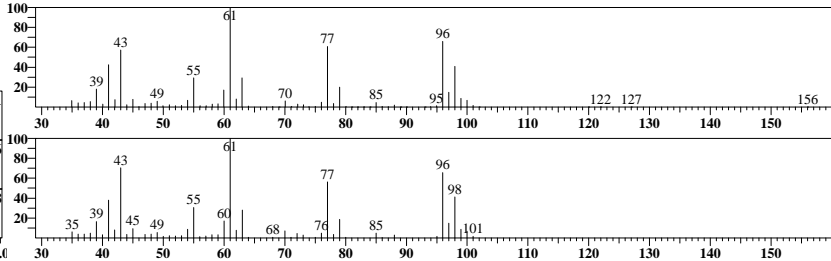
ID#:25 R.Time:3.750(Scan#:541)

MassPeaks:64
RawMode:Averaged 3.708-3.758(531-543)
BG Mode:None Group 1 - Event 1 Scan



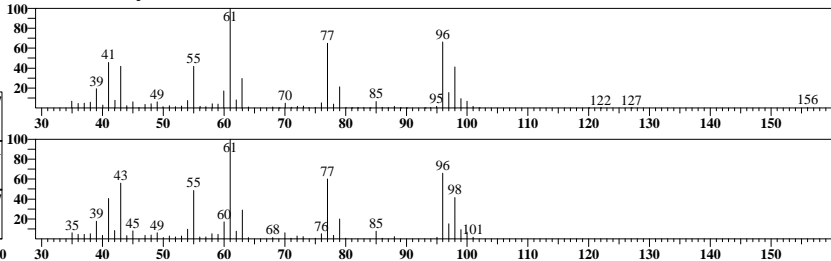
ID#:26 R.Time:3.750(Scan#:541)

MassPeaks:67
RawMode:Averaged 3.725-3.775(535-547)
BG Mode:None Group 1 - Event 1 Scan



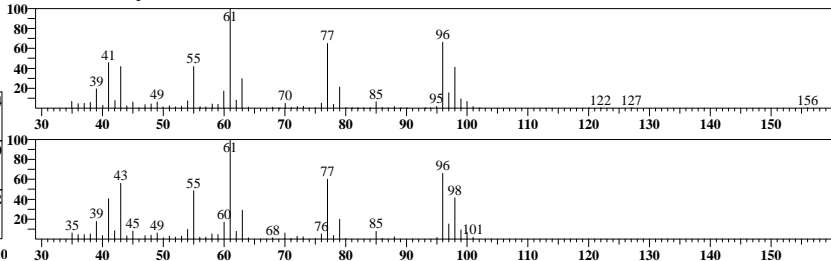
ID#:27 R.Time:3.750(Scan#:541)

MassPeaks:67
RawMode:Averaged 3.733-3.783(537-549)
BG Mode:None Group 1 - Event 1 Scan



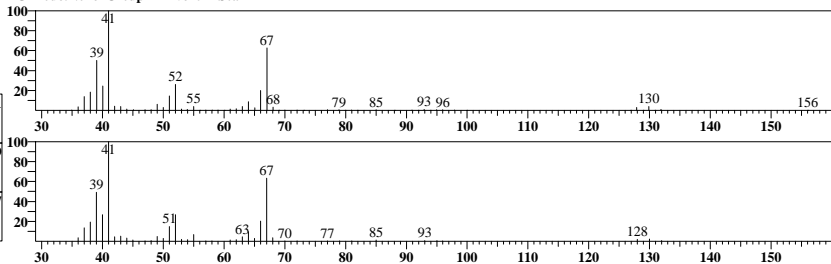
ID#:28 R.Time:3.750(Scan#:541)

MassPeaks:67
RawMode:Averaged 3.733-3.783(537-549)
BG Mode:None Group 1 - Event 1 Scan



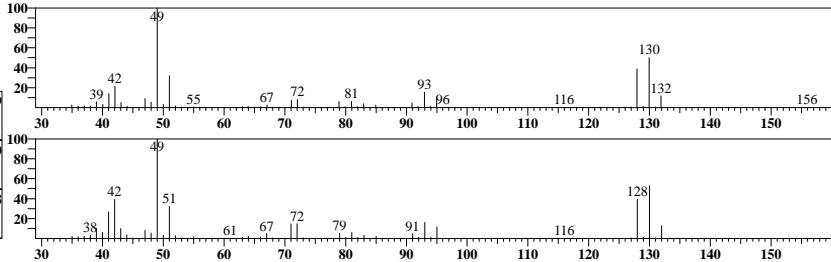
ID#:29 R.Time:3.867(Scan#:569)

MassPeaks:59
RawMode:Averaged 3.842-3.892(563-575)
BG Mode:None Group 1 - Event 1 Scan



ID#:30 R.Time:3.917(Scan#:581)

MassPeaks:73
RawMode:Averaged 3.892-3.942(575-587)
BG Mode:None Group 1 - Event 1 Scan

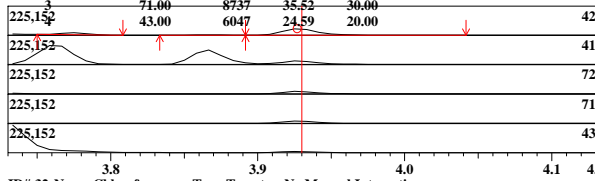


ID#:31 Name:Tetrahydrofuran Type:Target No Manual Integration

Mass:42.00 R.T:3.927 Area:90727 Conc:98.57115ppm

Event:1:Scan SI:95

#	m/z	Area	Ratio	Reference
1	41.00	14755	59.99	50.00
2	72.00	9418	38.29	30.00
3	71.00	8737	35.52	30.00
4	43.00	6047	24.59	20.00

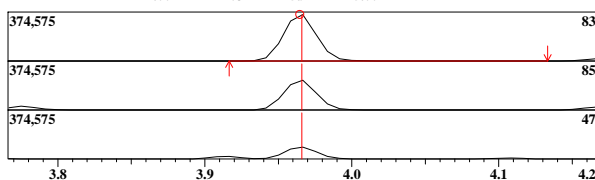


ID#:32 Name:Chloroform Type:Target No Manual Integration

Mass:83.00 R.T:3.965 Area:575597 Conc:102.40005ppm

Event:1:Scan SI:97

#	m/z	Area	Ratio	Reference
1	85.00	103855	64.16	64.00
2	47.00	42034	25.97	25.00

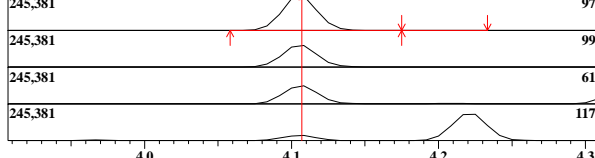


ID#:33 Name:1,1,1-Trichloroethane Type:Target No Manual Integration

Mass:97.00 R.T:4.106 Area:403402 Conc:103.60369ppm

Event:1:Scan SI:92

#	m/z	Area	Ratio	Reference
1	99.00	71432	62.93	64.00
2	61.00	58888	51.88	50.00
3	117.00	16962	14.94	10.00

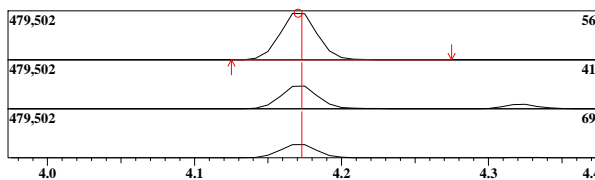


ID#:34 Name:Cyclohexane Type:Target No Manual Integration

Mass:56.00 R.T:4.170 Area:828779 Conc:106.71382ppm

Event:1:Scan SI:97

#	m/z	Area	Ratio	Reference
1	41.00	113606	49.19	60.00
2	69.00	66252	28.68	25.00

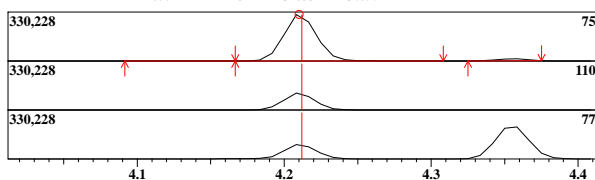


ID#:35 Name:1,1-Dichloropropene Type:Target No Manual Integration

Mass:75.00 R.T:4.210 Area:497515 Conc:100.97923ppm

Event:1:Scan SI:98

#	m/z	Area	Ratio	Reference
1	110.00	50257	35.95	34.00
2	77.00	44282	31.68	30.00

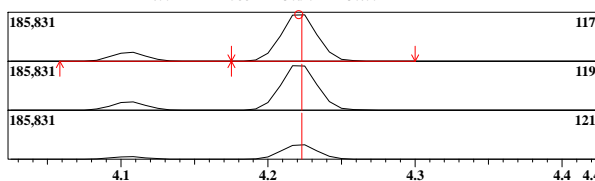


ID#:36 Name:Carbon tetrachloride Type:Target No Manual Integration

Mass:117.00 R.T:4.221 Area:316814 Conc:101.62738ppm

Event:1:Scan SI:98

#	m/z	Area	Ratio	Reference
1	119.00	85990	96.30	95.00
2	121.00	27588	30.90	30.00

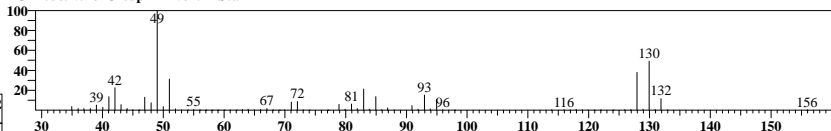


ID#:31 R.Time:3.917(Scan#:581)

MassPeaks:76

RawMode:Averaged 3.900-3.950(577-589)

BG Mode:None Group 1 - Event 1 Scan




ID#:32 R.Time:3.967(Scan#:593)

MassPeaks:67

RawMode:Averaged 3.942-3.992(587-599)

BG Mode:None Group 1 - Event 1 Scan

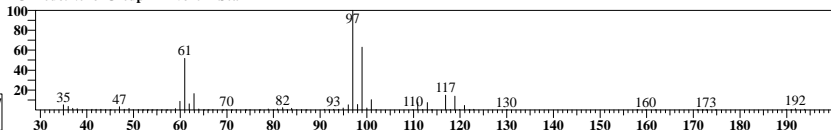


ID#:33 R.Time:4.108(Scan#:627)

MassPeaks:83

RawMode:Averaged 4.083-4.133(621-633)

BG Mode:None Group 1 - Event 1 Scan

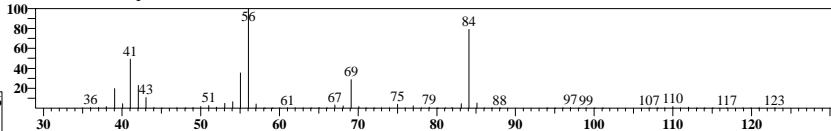


ID#:34 R.Time:4.167(Scan#:641)

MassPeaks:75

RawMode:Averaged 4.142-4.192(635-647)

BG Mode:None Group 1 - Event 1 Scan

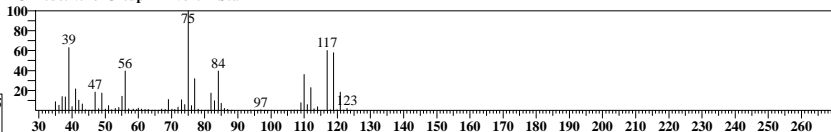


ID#:35 R.Time:4.217(Scan#:653)

MassPeaks:81

RawMode:Averaged 4.183-4.233(645-657)

BG Mode:None Group 1 - Event 1 Scan

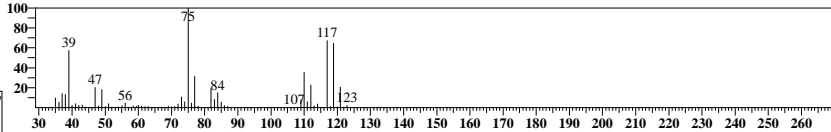


ID#:36 R.Time:4.217(Scan#:653)

MassPeaks:80

RawMode:Averaged 4.200-4.250(649-661)

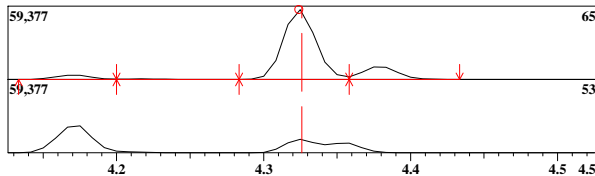
BG Mode:None Group 1 - Event 1 Scan



ID#:37 Name:1,2-Dichloroethane-d4 Type:Surrogate/SMC No Manual Integration

Mass:65.00 R.T:4.324 Area:88901 Conc:48.88363ppb

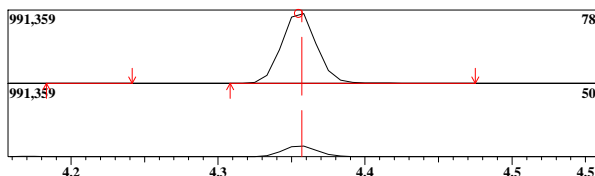
#	m/z	Area	Ratio	Reference
1	53.00	6464	25.77	15.00



ID#:38 Name:Benzene Type:Target No Manual Integration

Mass:78.00 R.T:4.355 Area:1612373 Conc:100.50068ppb

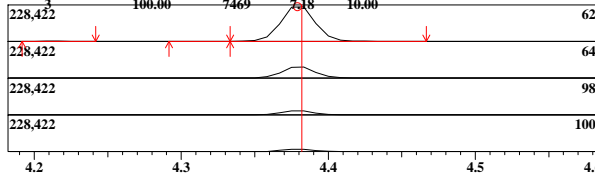
#	m/z	Area	Ratio	Reference
1	50.00	70065	15.47	16.00



ID#:39 Name:1,2-Dichloroethane Type:Target No Manual Integration

Mass:62.00 R.T:4.379 Area:372486 Conc:98.78028ppb

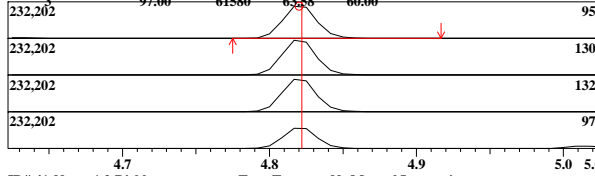
#	m/z	Area	Ratio	Reference
1	64.00	32101	30.86	30.00
2	98.00	11816	11.36	10.00
3	100.00	7469	7.18	10.00



ID#:40 Name:Trichloroethene Type:Target No Manual Integration

Mass:95.00 R.T:4.820 Area:346115 Conc:101.53060ppb

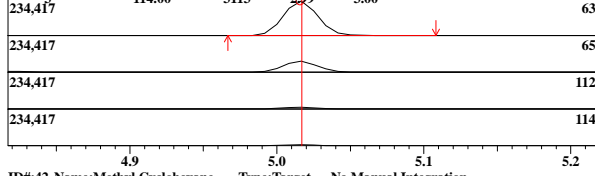
#	m/z	Area	Ratio	Reference
1	130.00	103848	107.22	95.00
2	132.00	97560	100.72	90.00
3	97.00	61580	63.58	60.00



ID#:41 Name:1,2-Dichloropropane Type:Target No Manual Integration

Mass:63.00 R.T:5.016 Area:369805 Conc:104.27610ppb

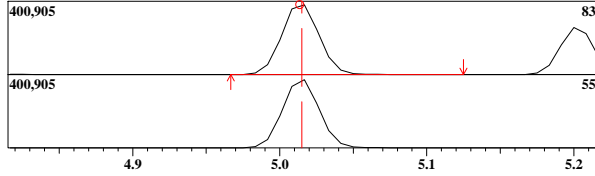
#	m/z	Area	Ratio	Reference
1	65.00	32989	31.68	30.00
2	112.00	5236	5.03	5.00
3	114.00	3113	2.99	3.00



ID#:42 Name:Methyl Cyclohexane Type:Target No Manual Integration

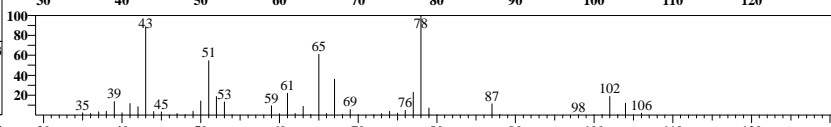
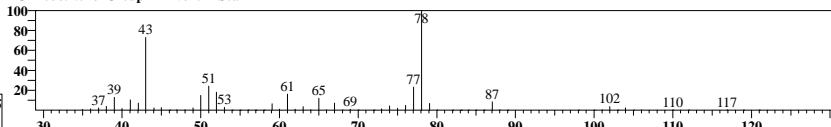
Mass:83.00 R.T:5.014 Area:689380 Conc:107.28783ppb

#	m/z	Area	Ratio	Reference
1	55.00	184971	95.50	80.00



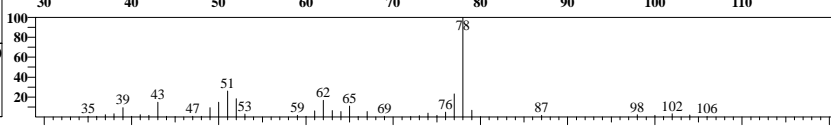
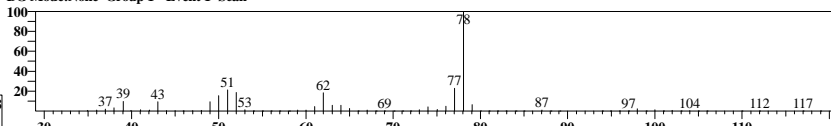
ID#:37 R.Time:4.342(Scan#:683)

MassPeaks:66
RawMode:Averaged 4.300-4.350(673-685)
BG Mode:None Group 1 - Event 1 Scan



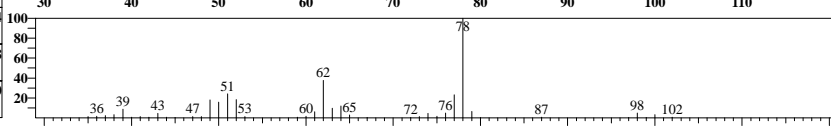
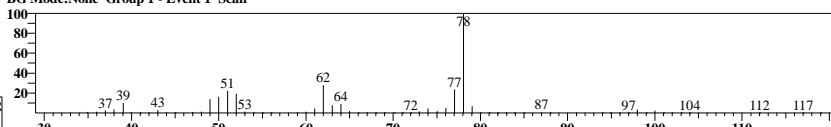
ID#:38 R.Time:4.358(Scan#:687)

MassPeaks:71
RawMode:Averaged 4.333-4.383(681-693)
BG Mode:None Group 1 - Event 1 Scan



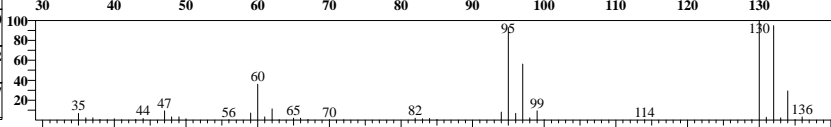
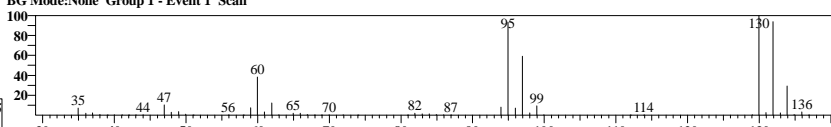
ID#:39 R.Time:4.358(Scan#:687)

MassPeaks:64
RawMode:Averaged 4.350-4.400(685-697)
BG Mode:None Group 1 - Event 1 Scan



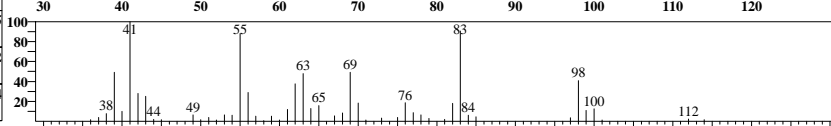
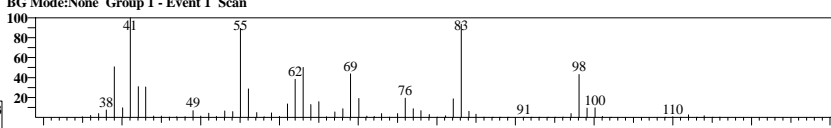
ID#:40 R.Time:4.817(Scan#:797)

MassPeaks:55
RawMode:Averaged 4.792-4.842(791-803)
BG Mode:None Group 1 - Event 1 Scan



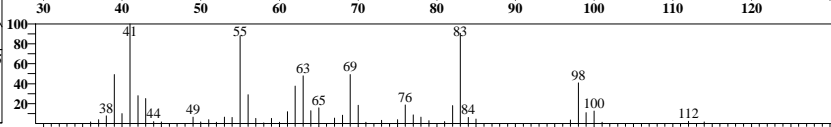
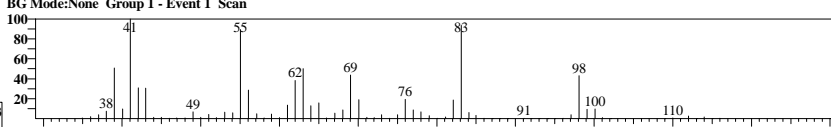
ID#:41 R.Time:5.017(Scan#:845)

MassPeaks:76
RawMode:Averaged 4.992-5.042(839-851)
BG Mode:None Group 1 - Event 1 Scan



ID#:42 R.Time:5.017(Scan#:845)

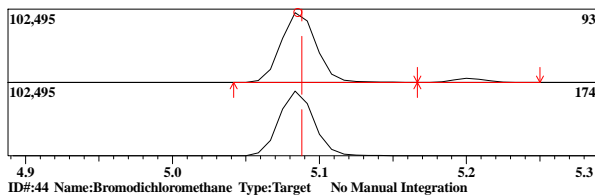
MassPeaks:76
RawMode:Averaged 4.992-5.042(839-851)
BG Mode:None Group 1 - Event 1 Scan



ID#:43 Name:Dibromomethane Type:Target No Manual Integration

Mass:93.00 R.T:5.085 Area:163908 Conc:101.22677ppb

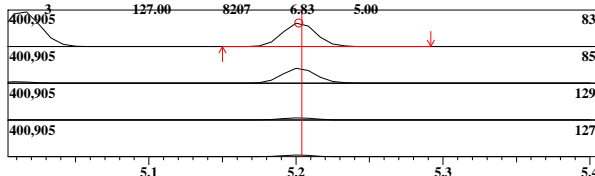
#	m/z	Area	Ratio	Reference
1	174.00	42110	91.98	30.00



ID#:44 Name:Bromodichloromethane Type:Target No Manual Integration

Mass:83.00 R.T:5.202 Area:427514 Conc:107.04879ppb

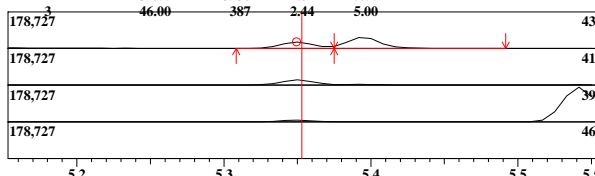
#	m/z	Area	Ratio	Reference
1	85.00	75290	62.66	63.00
2	129.00	11071	9.21	10.00
3	127.00	8207	6.83	5.00



ID#:45 Name:2-Nitropropane Type:Target No Manual Integration

Mass:43.00 R.T:5.350 Area:52491 Conc:107.31236ppb

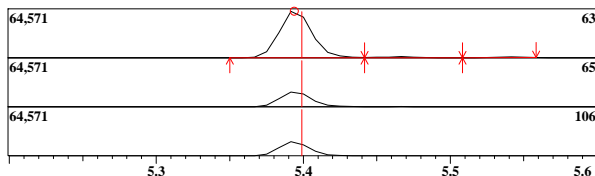
#	m/z	Area	Ratio	Reference
1	41.00	12006	75.81	30.00
2	39.00	3938	24.87	15.00
3	46.00	387	2.44	5.00



ID#:46 Name:2-Chloroethylvinyl ether Type:Target No Manual Integration

Mass:63.00 R.T:5.394 Area:96916 Conc:102.22043ppb

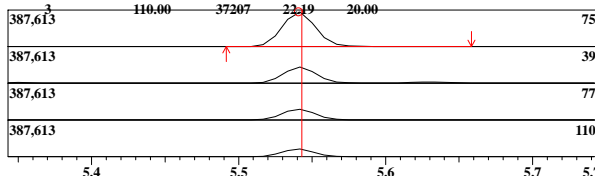
#	m/z	Area	Ratio	Reference
1	65.00	8569	31.61	30.00
2	106.00	7817	28.84	25.00



ID#:47 Name:cis-1,3-Dichloropropene Type:Target No Manual Integration

Mass:75.00 R.T:5.541 Area:597906 Conc:112.82418ppb

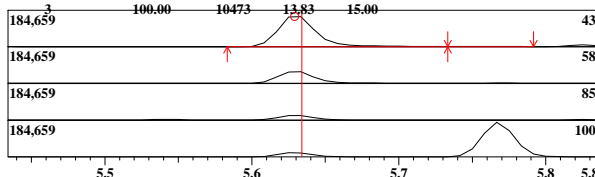
#	m/z	Area	Ratio	Reference
1	39.00	76986	45.91	60.00
2	77.00	52922	31.56	31.00
3	110.00	37207	22.59	20.00



ID#:48 Name:4-Methyl-2-Pentanone(MIBK) Type:Target No Manual Integration

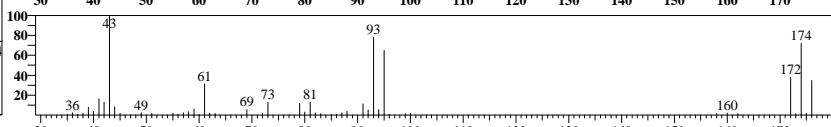
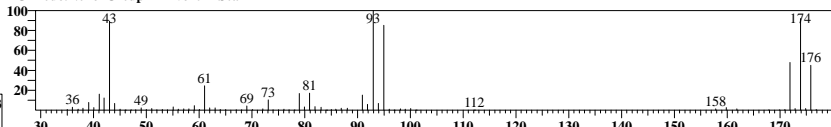
Mass:43.00 R.T:5.629 Area:284144 Conc:109.06451ppb

#	m/z	Area	Ratio	Reference
1	58.00	28918	38.18	40.00
2	85.00	11843	15.64	15.00
3	100.00	10473	13.83	15.00



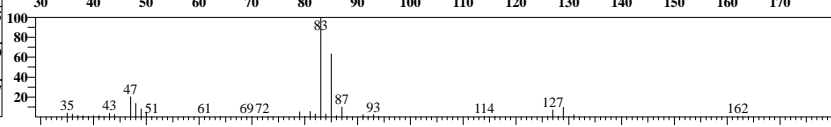
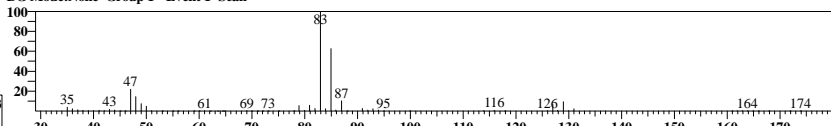
ID#:43 R.Time:5.083(Scan#:861)

MassPeaks:76 RawMode:Averaged 5.058-5.108(855-867) BG Mode:None Group 1 - Event 1 Scan



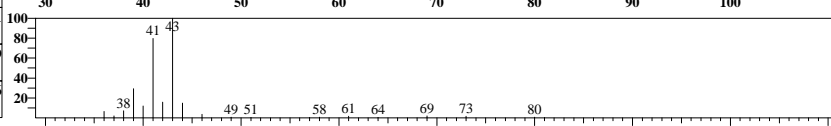
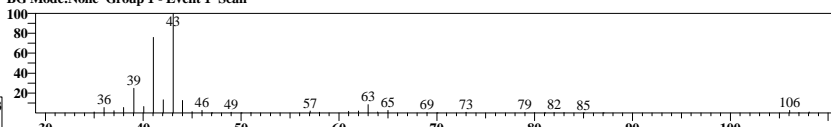
ID#:44 R.Time:5.200(Scan#:889)

MassPeaks:68 RawMode:Averaged 5.175-5.225(883-895) BG Mode:None Group 1 - Event 1 Scan





ID#:45 R.Time:5.350(Scan#:925)

MassPeaks:36 RawMode:Averaged 5.325-5.375(919-931) BG Mode:None Group 1 - Event 1 Scan



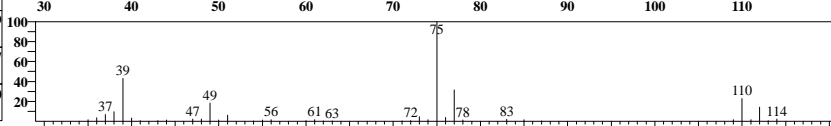
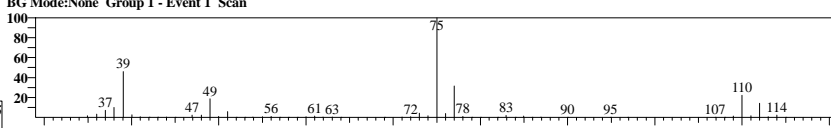
ID#:46 R.Time:5.392(Scan#:935)

MassPeaks:54 RawMode:Averaged 5.367-5.417(929-941) BG Mode:None Group 1 - Event 1 Scan



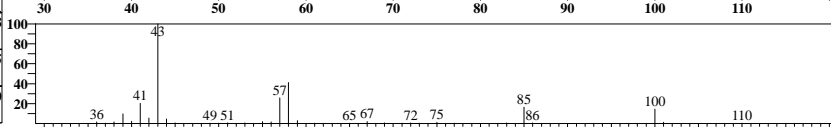
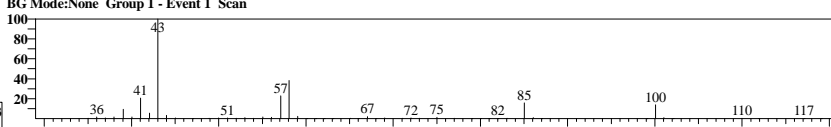
ID#:47 R.Time:5.542(Scan#:971)

MassPeaks:58 RawMode:Averaged 5.517-5.567(965-977) BG Mode:None Group 1 - Event 1 Scan



ID#:48 R.Time:5.625(Scan#:991)

MassPeaks:53 RawMode:Averaged 5.600-5.650(985-997) BG Mode:None Group 1 - Event 1 Scan

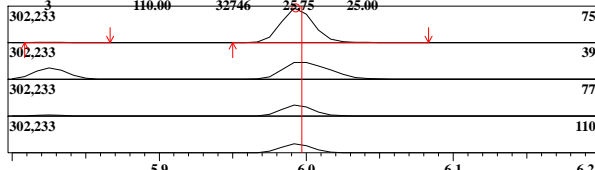


ID#:49 Name:trans-1,3-Dichloropropene Type:Target No Manual Integration

Mass:75.00 R.T:5.993 Area:454040 Conc:116.33273ppb

Event:1:Scan SI:98

#	m/z	Area	Ratio	Reference
1	39.00	80868	63.60	90.00
2	77.00	39783	31.29	30.00
3	110.00	32746	25.75	25.00

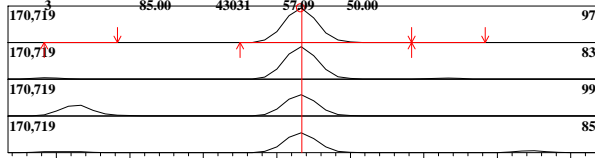


ID#:50 Name:1,1,2-Trichloroethane Type:Target No Manual Integration

Mass:97.00 R.T:6.166 Area:267980 Conc:101.80508ppb

Event:1:Scan SI:99

#	m/z	Area	Ratio	Reference
1	83.00	70390	93.38	90.00
2	99.00	46337	61.47	60.00
3	85.00	43031	57.09	50.00

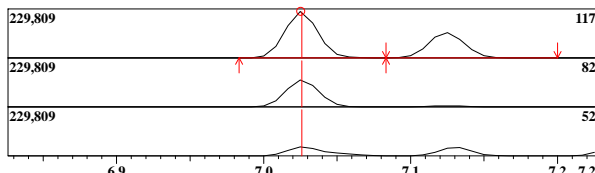


ID#:51 Name:Chlorobenzene-d5 (IS) Type:ISTD No Manual Integration

Mass:117.00 R.T:7.025 Area:347236 Conc:50.00000ppb

Event:1:Scan SI:83

#	m/z	Area	Ratio	Reference
1	82.00	58113	59.36	60.00
2	52.00	21369	21.83	30.00

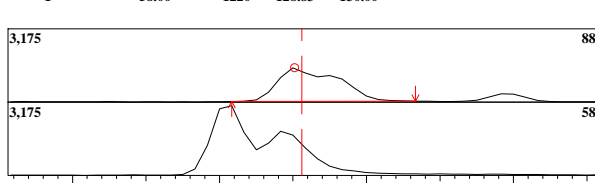


ID#:52 Name:1,4-Dioxane Type:Target No Manual Integration

Mass:88.00 R.T:5.051 Area:4128 Conc:98.42861ppb

Event:2:SIM SI:86

#	m/z	Area	Ratio	Reference
1	58.00	1220	128.83	130.00

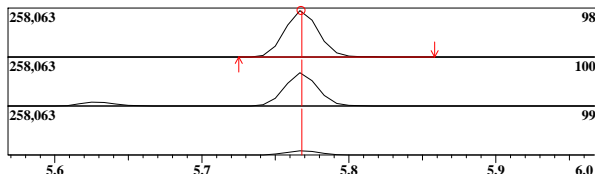


ID#:53 Name:Toluene-d8 Type:Surrogate/SMC No Manual Integration

Mass:98.00 R.T:5.768 Area:397301 Conc:50.04563ppb

Event:1:Scan SI:99

#	m/z	Area	Ratio	Reference
1	100.00	78601	70.30	70.00
2	99.00	10999	9.84	10.00

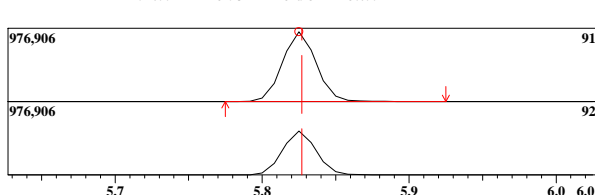


ID#:54 Name:Toluene Type:Target No Manual Integration

Mass:91.00 R.T:5.825 Area:1496933 Conc:103.09210ppb

Event:1:Scan SI:99

#	m/z	Area	Ratio	Reference
1	92.00	264931	62.98	60.00

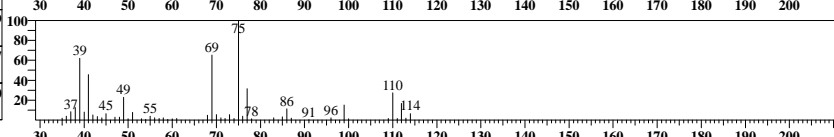



ID#:49 R.Time:6.000(Scan#:1081)

MassPeaks:72

RawMode:Averaged 5.967-6.017(1073-1085)

BG Mode:None Group 1 - Event 1 Scan

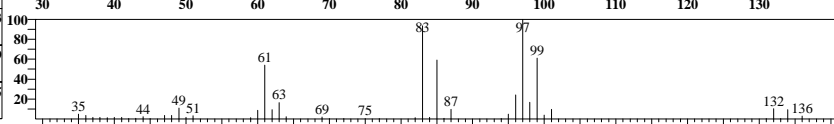
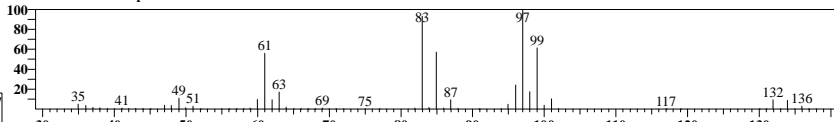


ID#:50 R.Time:6.167(Scan#:1121)

MassPeaks:65

RawMode:Averaged 6.142-6.192(1115-1127)

BG Mode:None Group 1 - Event 1 Scan

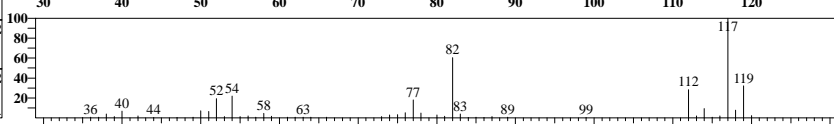
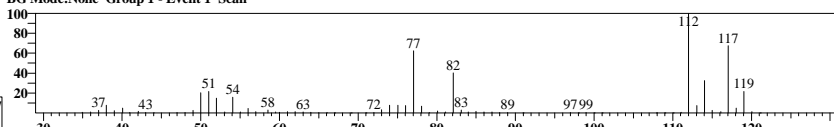


ID#:51 R.Time:7.042(Scan#:1331)

MassPeaks:71

RawMode:Averaged 7.000-7.050(1321-1333)

BG Mode:None Group 1 - Event 1 Scan

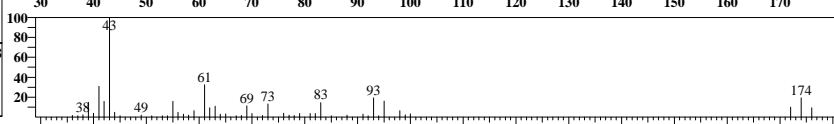
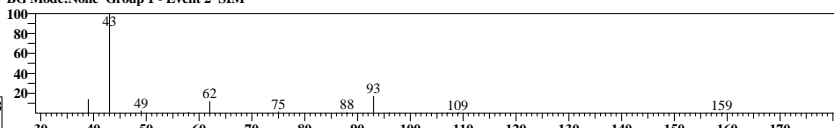


ID#:52 R.Time:5.042(Scan#:852)

MassPeaks:13

RawMode:Averaged 5.025-5.075(848-860)

BG Mode:None Group 1 - Event 2 SIM

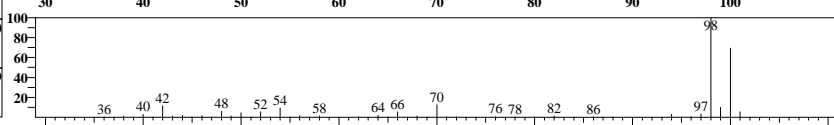
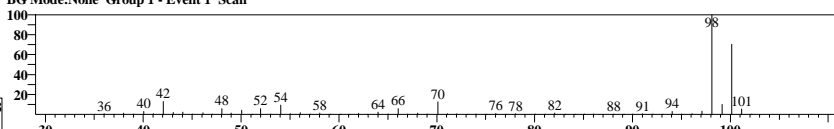


ID#:53 R.Time:5.767(Scan#:1025)

MassPeaks:66

RawMode:Averaged 5.742-5.792(1019-1031)

BG Mode:None Group 1 - Event 1 Scan

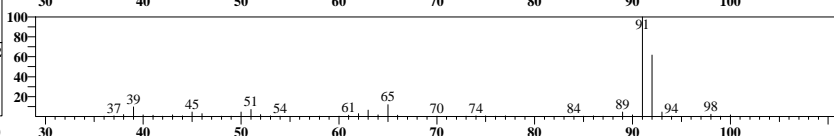
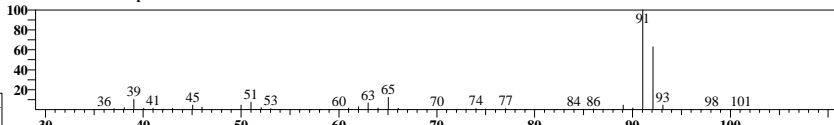


ID#:54 R.Time:5.825(Scan#:1039)

MassPeaks:63

RawMode:Averaged 5.800-5.850(1033-1045)

BG Mode:None Group 1 - Event 1 Scan

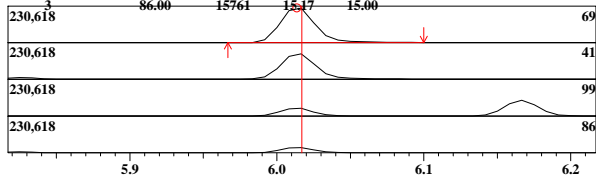


ID#:55 Name:Ethyl Methacrylate Type:Target No Manual Integration

Mass:69.00 R.T:6.014 Area:373197 Conc:103.28106ppb

Event:1:Scan SI:98

#	m/z	Area	Ratio	Reference
1	41.00	76263	73.41	80.00
2	99.00	23219	22.35	20.00
3	86.00	15761	15.17	15.00

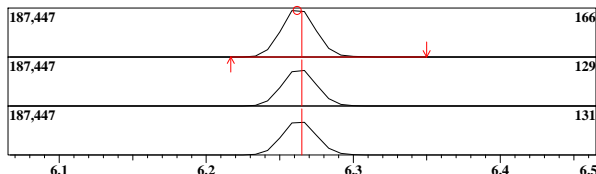


ID#:56 Name:Tetrachloroethene Type:Target No Manual Integration

Mass:166.00 R.T:6.262 Area:314684 Conc:104.81351ppb

Event:1:Scan SI:98

#	m/z	Area	Ratio	Reference
1	129.00	67240	76.43	85.00
2	131.00	62194	70.69	80.00

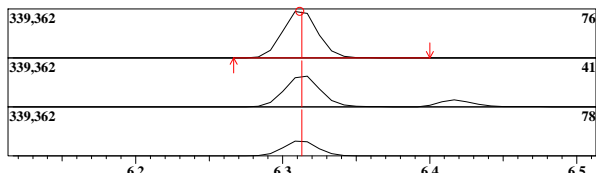


ID#:57 Name:1,3-Dichloropropane Type:Target No Manual Integration

Mass:76.00 R.T:6.312 Area:554765 Conc:103.62334ppb

Event:1:Scan SI:98

#	m/z	Area	Ratio	Reference
1	41.00	104591	67.28	85.00
2	78.00	49172	31.63	30.00

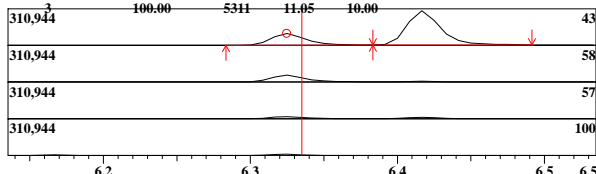


ID#:58 Name:2-Hexanone(MBK) Type:Target No Manual Integration

Mass:43.00 R.T:6.325 Area:172699 Conc:104.92491ppb

Event:1:Scan SI:98

#	m/z	Area	Ratio	Reference
1	58.00	26272	54.67	50.00
2	57.00	8747	18.20	20.00
3	100.00	5311	11.05	10.00

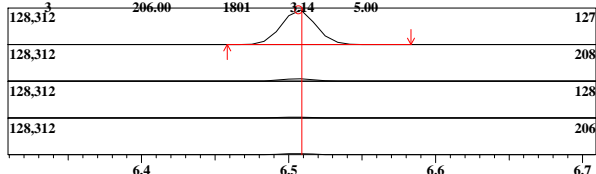


ID#:59 Name:Dibromochloromethane Type:Target No Manual Integration

Mass:127.00 R.T:6.507 Area:204000 Conc:110.65509ppb

Event:1:Scan SI:97

#	m/z	Area	Ratio	Reference
1	208.00	3924	6.83	7.00
2	128.00	1652	2.88	5.00
3	206.00	1801	3.14	5.00

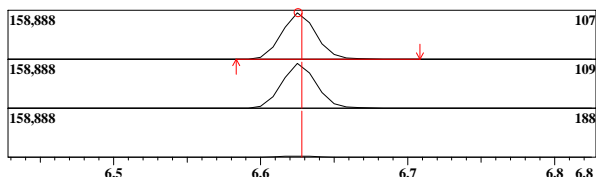


ID#:60 Name:1,2-Dibromoethane Type:Target No Manual Integration

Mass:107.00 R.T:6.626 Area:248120 Conc:104.99039ppb

Event:1:Scan SI:98

#	m/z	Area	Ratio	Reference
1	109.00	67397	96.89	90.00
2	188.00	1972	2.84	5.00

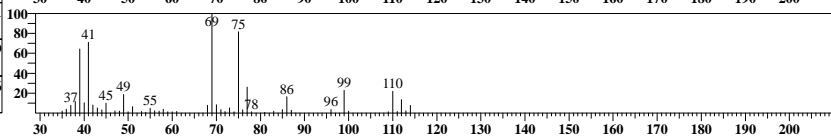



ID#:55 R.Time:6.000(Scan#:1081)

MassPeaks:74

RawMode:Averaged 5.992-6.042(1079-1091)

BG Mode:None Group 1 - Event 1 Scan


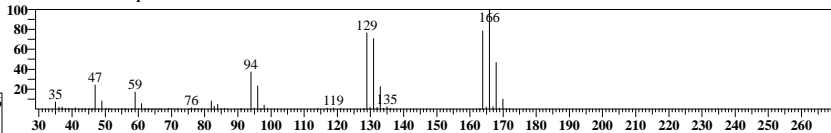


ID#:56 R.Time:6.267(Scan#:1145)

MassPeaks:72

RawMode:Averaged 6.233-6.283(1137-1149)

BG Mode:None Group 1 - Event 1 Scan

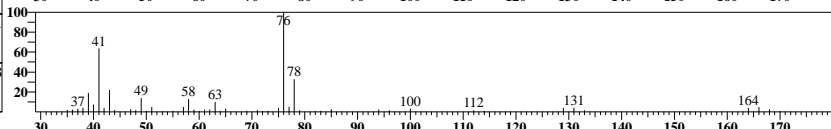
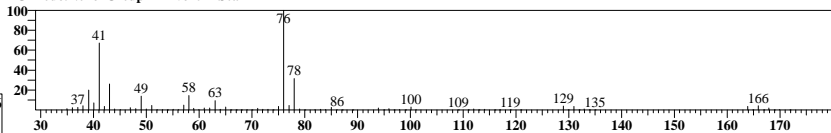


ID#:57 R.Time:6.317(Scan#:1157)

MassPeaks:84

RawMode:Averaged 6.283-6.333(1149-1161)

BG Mode:None Group 1 - Event 1 Scan

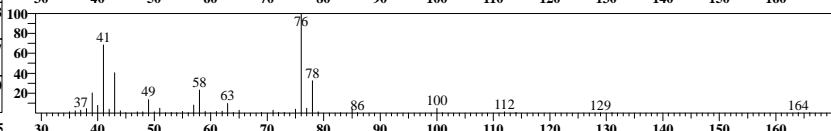
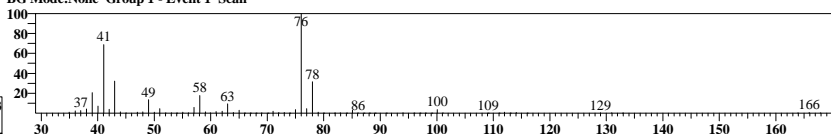


ID#:58 R.Time:6.317(Scan#:1157)

MassPeaks:74

RawMode:Averaged 6.300-6.350(1153-1165)

BG Mode:None Group 1 - Event 1 Scan

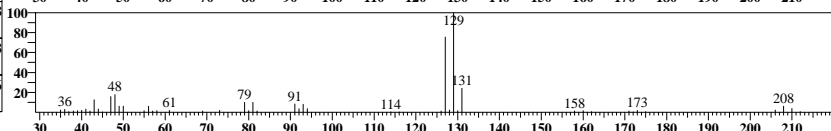
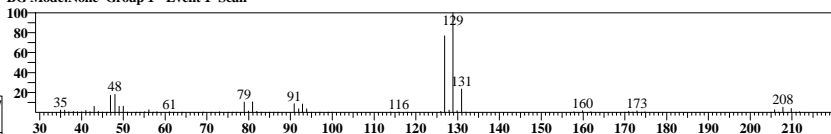


ID#:59 R.Time:6.508(Scan#:1203)

MassPeaks:75

RawMode:Averaged 6.483-6.533(1197-1209)

BG Mode:None Group 1 - Event 1 Scan

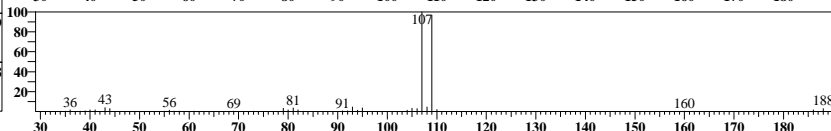
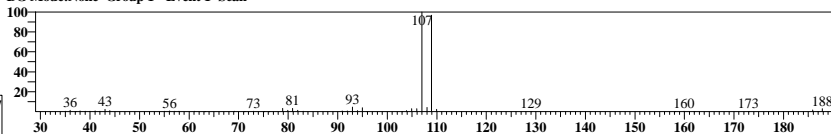


ID#:60 R.Time:6.625(Scan#:1231)

MassPeaks:49

RawMode:Averaged 6.600-6.650(1225-1237)

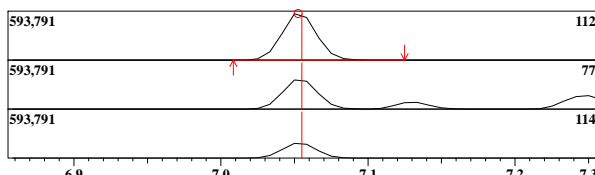
BG Mode:None Group 1 - Event 1 Scan



ID#:61 Name:Chlorobenzene Type:Target No Manual Integration

Mass:112.00 R.T:7.053 Area:955864 Conc:99.39214ppb
Event:1:Scan SI:85

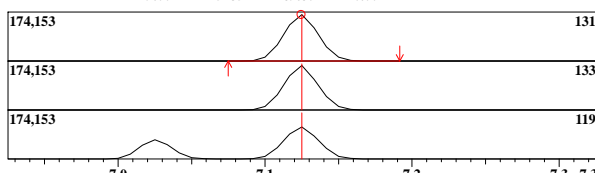
#	m/z	Area	Ratio	Reference
1	77.00	173209	64.42	65.00
2	114.00	86894	32.32	30.00



ID#:62 Name:1,1,1,2-Tetrachloroethane Type:Target No Manual Integration

Mass:131.00 R.T:7.125 Area:279395 Conc:106.95868ppb
Event:1:Scan SI:99

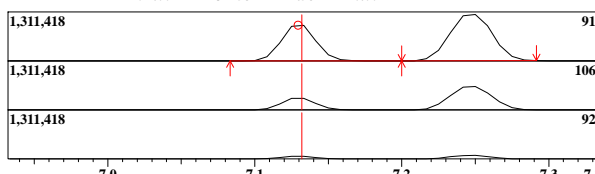
#	m/z	Area	Ratio	Reference
1	133.00	74261	94.23	90.00
2	119.00	54852	69.60	70.00



ID#:63 Name:Ethylbenzene Type:Target No Manual Integration

Mass:91.00 R.T:7.130 Area:1623502 Conc:104.14365ppb
Event:1:Scan SI:99

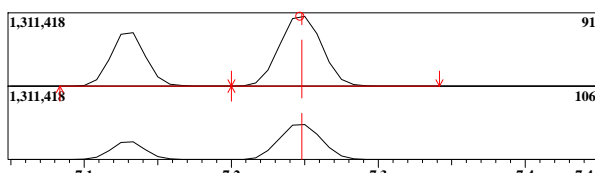
#	m/z	Area	Ratio	Reference
1	106.00	152652	33.19	33.00
2	92.00	34758	7.56	10.00



ID#:64 Name:Xylene-mp Type:Target No Manual Integration

Mass:91.00 R.T:7.247 Area:2560332 Conc:199.11812ppb
Event:1:Scan SI:99

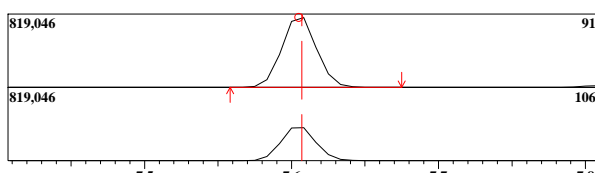
#	m/z	Area	Ratio	Reference
1	106.00	362097	50.60	30.00



ID#:65 Name:Xylene-o Type:Target No Manual Integration

Mass:91.00 R.T:7.605 Area:1313625 Conc:104.72641ppb
Event:1:Scan SI:99

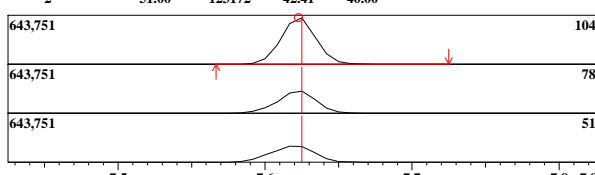
#	m/z	Area	Ratio	Reference
1	106.00	182052	48.85	50.00



ID#:66 Name:Styrene Type:Target No Manual Integration

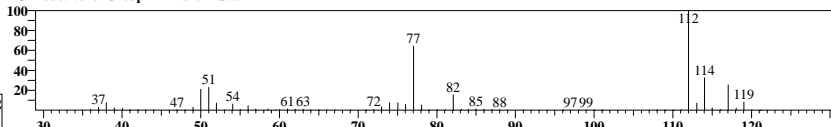
Mass:104.00 R.T:7.623 Area:1036505 Conc:105.21246ppb
Event:1:Scan SI:99

#	m/z	Area	Ratio	Reference
1	78.00	151849	52.28	50.00
2	51.00	123172	42.41	40.00



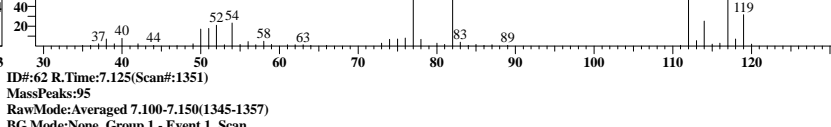
ID#:61 R.Time:7.050(Scan#:1333)

MassPeaks:72
RawMode:Averaged 7.025-7.075(1327-1339)
BG Mode:None Group 1 - Event 1 Scan



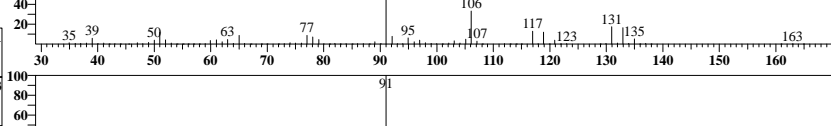
ID#:62 R.Time:7.125(Scan#:1351)

MassPeaks:95
RawMode:Averaged 7.100-7.150(1345-1357)
BG Mode:None Group 1 - Event 1 Scan



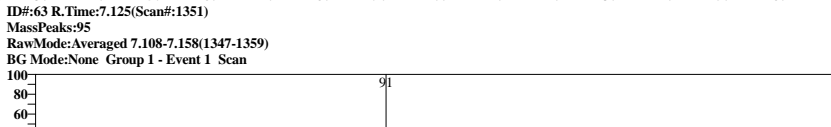
ID#:63 R.Time:7.125(Scan#:1351)

MassPeaks:95
RawMode:Averaged 7.108-7.158(1347-1359)
BG Mode:None Group 1 - Event 1 Scan



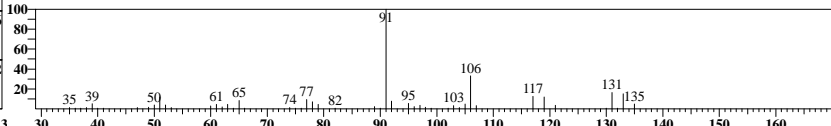
ID#:64 R.Time:7.250(Scan#:1381)

MassPeaks:68
RawMode:Averaged 7.225-7.275(1375-1387)
BG Mode:None Group 1 - Event 1 Scan



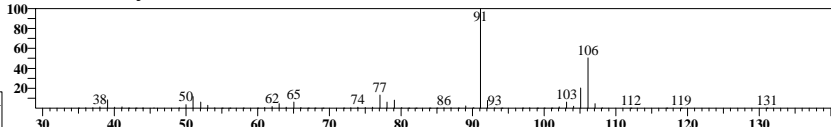
ID#:65 R.Time:7.617(Scan#:1469)

MassPeaks:70
RawMode:Averaged 7.583-7.633(1461-1473)
BG Mode:None Group 1 - Event 1 Scan



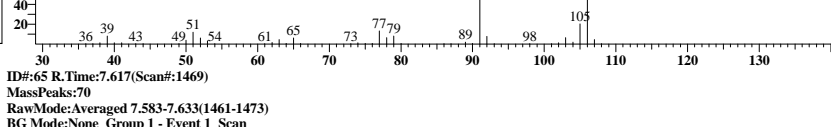
ID#:66 R.Time:7.617(Scan#:1469)

MassPeaks:69
RawMode:Averaged 7.600-7.650(1465-1477)
BG Mode:None Group 1 - Event 1 Scan



ID#:66 R.Time:7.617(Scan#:1469)

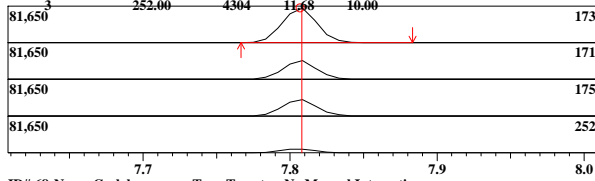
MassPeaks:69
RawMode:Averaged 7.600-7.650(1465-1477)
BG Mode:None Group 1 - Event 1 Scan



ID#:67 Name:Bromoform Type:Target No Manual Integration

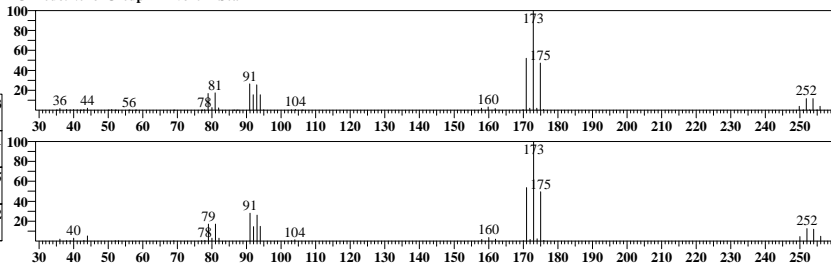
Mass:173.00 R.T:7.807 Area:130844 Conc:107.25106ppb

#	m/z	Area	Ratio	Reference
1	171.00	19192	52.07	50.00
2	175.00	17414	47.25	50.00
3	252.00	4304	11.68	10.00



ID#:67 R.Time:7.808(Scan#:1515)

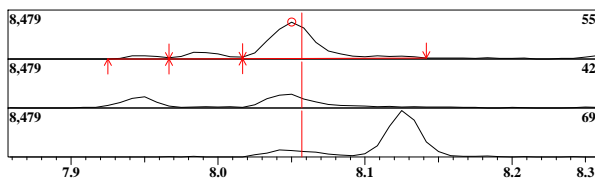
MassPeaks:48
RawMode:Averaged 7.783-7.833(1509-1521)
BG Mode:None Group 1 - Event 1 Scan



ID#:68 Name:Cyclohexanone Type:Target No Manual Integration

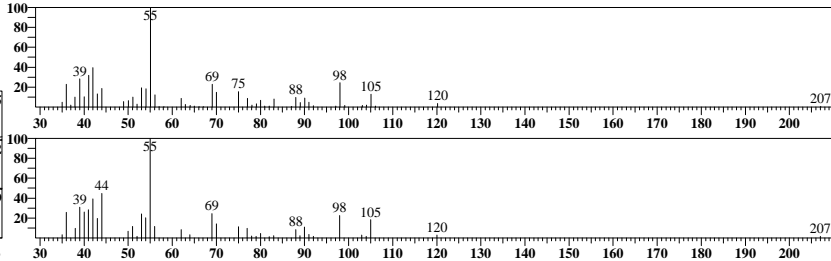
Mass:55.00 R.T:8.050 Area:13929 Conc:108.59418ppb

#	m/z	Area	Ratio	Reference
1	42.00	1448	39.56	40.00
2	69.00	837	22.87	20.00



ID#:68 R.Time:8.050(Scan#:1573)

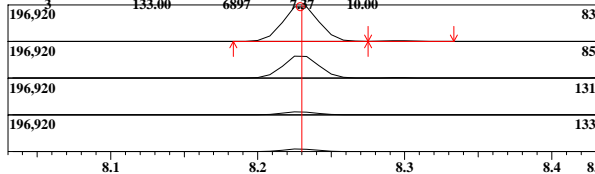
MassPeaks:51
RawMode:Averaged 8.025-8.075(1567-1579)
BG Mode:None Group 1 - Event 1 Scan



ID#:69 Name:1,1,1,2,2-Tetrachloroethane Type:Target No Manual Integration

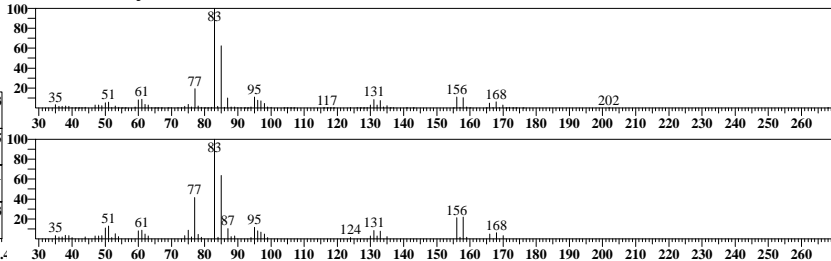
Mass:83.00 R.T:8.229 Area:333367 Conc:100.88822ppb

#	m/z	Area	Ratio	Reference
1	85.00	58292	62.28	60.00
2	131.00	7729	8.26	10.00
3	133.00	6897	7.37	10.00



ID#:69 R.Time:8.233(Scan#:1617)

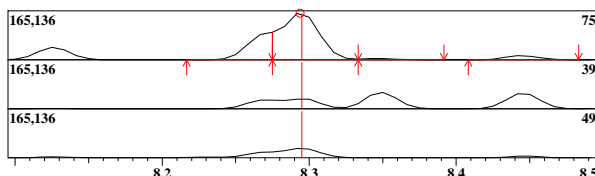
MassPeaks:102
RawMode:Averaged 8.200-8.250(1609-1621)
BG Mode:None Group 1 - Event 1 Scan



ID#:70 Name:1,2,3-Trichloropropane Type:Target Manual Integration Performed
Manual Reason: Split Peak ABO 02/08/22

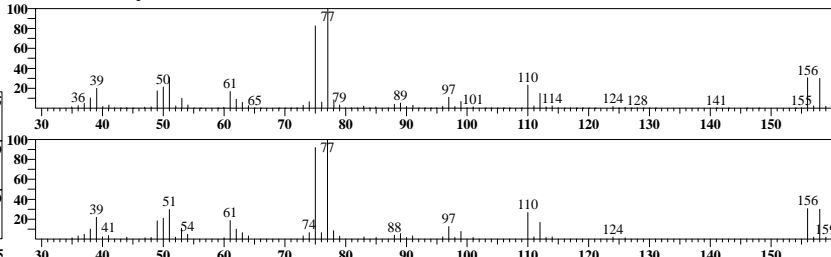
Mass:75.00 R.T:8.294 Area:263394 Conc:100.23976ppb

#	m/z	Area	Ratio	Reference
1	39.00	24730	24.20	45.00
2	49.00	21308	20.85	16.00



ID#:70 R.Time:8.283(Scan#:1629)

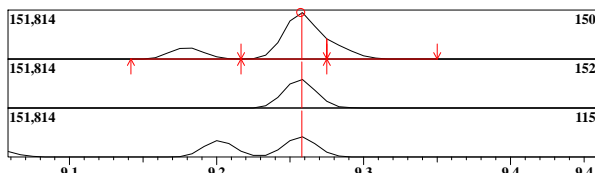
MassPeaks:98
RawMode:Averaged 8.275-8.317(1627-1637)
BG Mode:None Group 1 - Event 1 Scan



ID#:71 Name:1,4-Dichlorobenzene-d4 (IS) Type:ISTD Manual Integration Performed
Manual Reason: Split Peak ABO 02/08/22

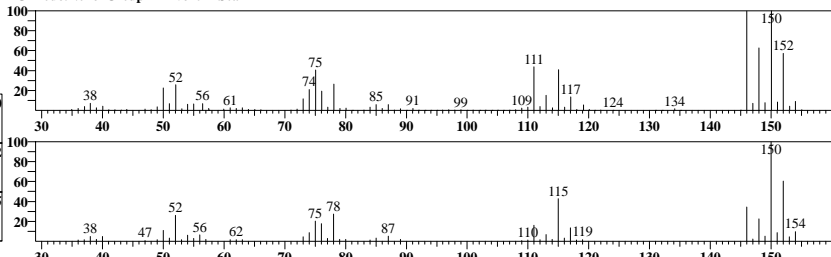
Mass:150.00 R.T:9.257 Area:246540 Conc:50.00000ppb

#	m/z	Area	Ratio	Reference
1	152.00	47028	57.33	40.00
2	115.00	33400	40.72	25.00



ID#:71 R.Time:9.267(Scan#:1865)

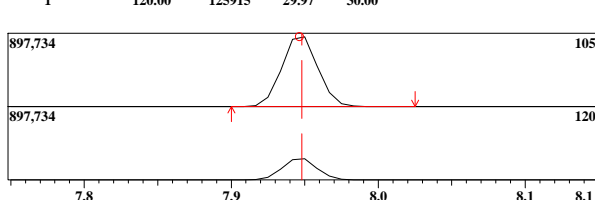
MassPeaks:96
RawMode:Averaged 9.233-9.275(1857-1867)
BG Mode:None Group 1 - Event 1 Scan



ID#:72 Name:Isopropylbenzene Type:Target No Manual Integration

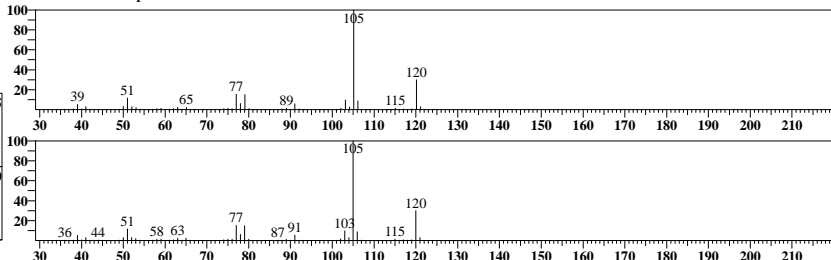
Mass:105.00 R.T:7.947 Area:1484319 Conc:104.49201ppb

#	m/z	Area	Ratio	Reference
1	120.00	125915	29.97	30.00



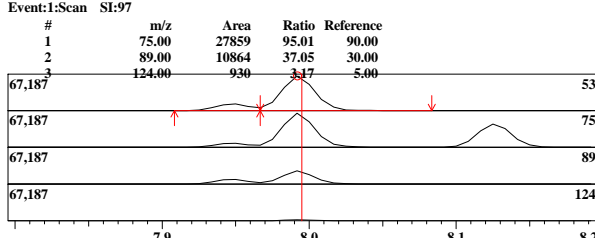
ID#:72 R.Time:7.950(Scan#:1549)

MassPeaks:79
RawMode:Averaged 7.925-7.975(1543-1555)
BG Mode:None Group 1 - Event 1 Scan



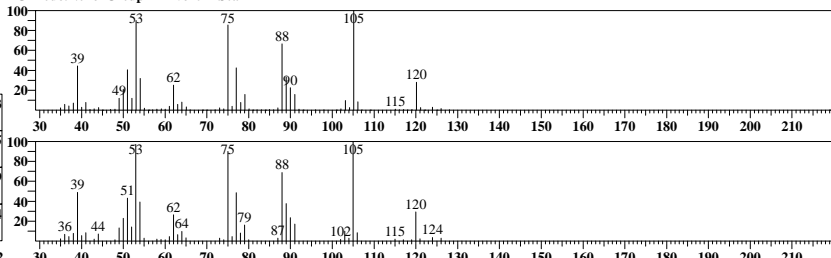
ID#:73 Name:Trans-1,4-Dichloro-2-butene Type:Target No Manual Integration

Mass:53.00 R.T:7.992 Area:101280 Conc:109.24587ppb



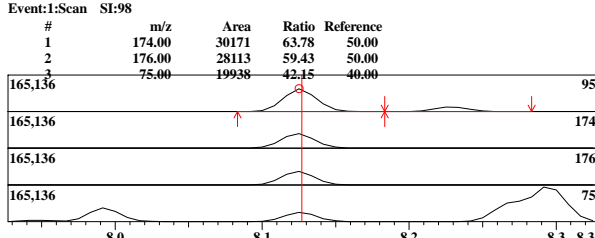
ID#:73 R.Time:7.992(Scan#:1559)

MassPeaks:78
RawMode:Averaged 7.967-8.017(1553-1565)
BG Mode:None Group 1 - Event 1 Scan



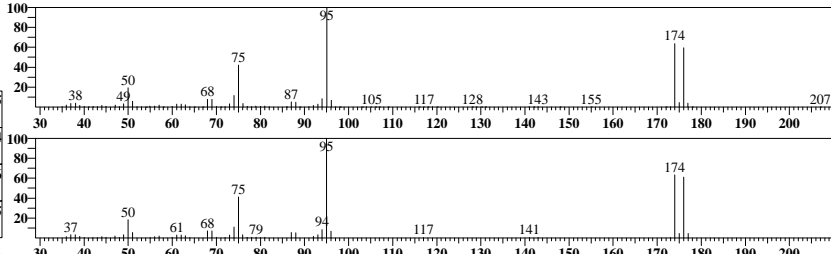
ID#:74 Name:Bromofluorobenzene Type:Surrogate/SMC No Manual Integration

Mass:95.00 R.T:8.125 Area:167373 Conc:49.91707ppb



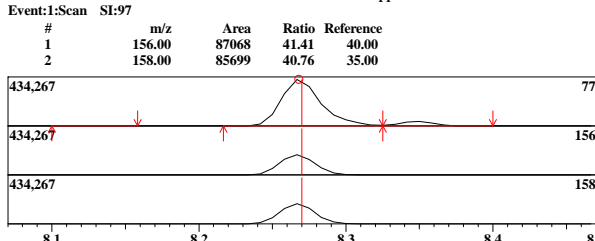
ID#:74 R.Time:8.125(Scan#:1591)

MassPeaks:85
RawMode:Averaged 8.100-8.150(1585-1597)
BG Mode:None Group 1 - Event 1 Scan




ID#:75 Name:Bromobenzene Type:Target No Manual Integration

Mass:77.00 R.T:8.268 Area:787398 Conc:102.21174ppb



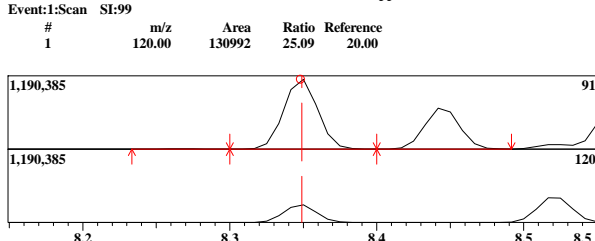
ID#:75 R.Time:8.267(Scan#:1625)

MassPeaks:115
RawMode:Averaged 8.242-8.292(1619-1631)
BG Mode:None Group 1 - Event 1 Scan



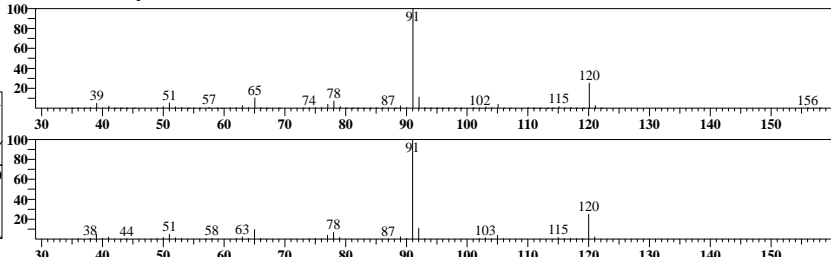
ID#:76 Name:n-Propylbenzene Type:Target No Manual Integration

Mass:91.00 R.T:8.348 Area:1833683 Conc:106.45873ppb



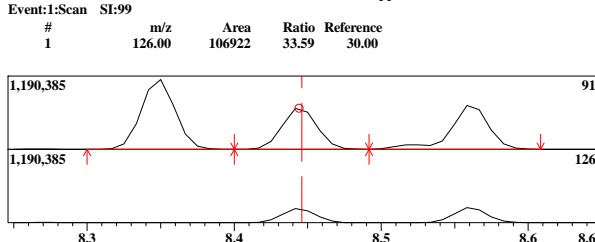
ID#:76 R.Time:8.350(Scan#:1645)

MassPeaks:80
RawMode:Averaged 8.325-8.375(1639-1651)
BG Mode:None Group 1 - Event 1 Scan



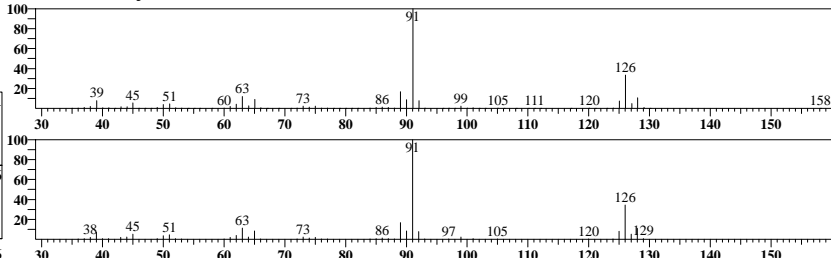
ID#:77 Name:2-Chlorotoluene Type:Target No Manual Integration

Mass:91.00 R.T:8.444 Area:1120246 Conc:104.22189ppb



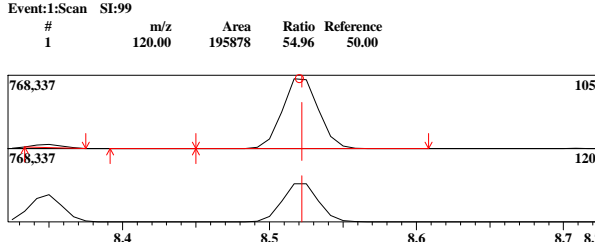
ID#:77 R.Time:8.442(Scan#:1667)

MassPeaks:80
RawMode:Averaged 8.417-8.467(1661-1673)
BG Mode:None Group 1 - Event 1 Scan



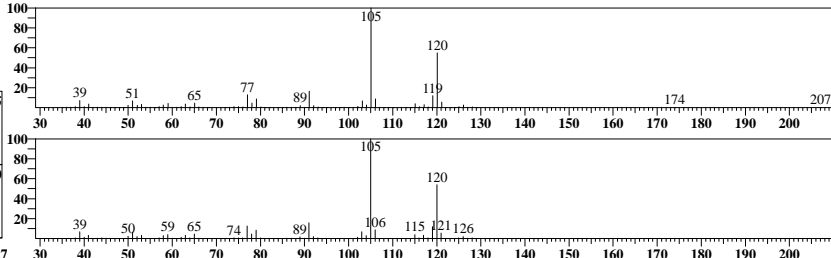
ID#:78 Name:1,3,5-Trimethylbenzene Type:Target No Manual Integration

Mass:105.00 R.T:8.521 Area:1265523 Conc:102.56502ppb



ID#:78 R.Time:8.525(Scan#:1687)

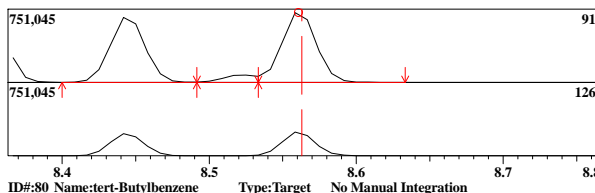
MassPeaks:91
RawMode:Averaged 8.492-8.542(1679-1691)
BG Mode:None Group 1 - Event 1 Scan



ID#:79 Name:4-Chlorotoluene Type:Target Manual Integration Performed
Manual Reason: Split Peak ABO 02/08/22

Mass:91.00 R.T:8.561 Area:1172329 Conc:105.67098ppb
Event:1:Scan SI:99

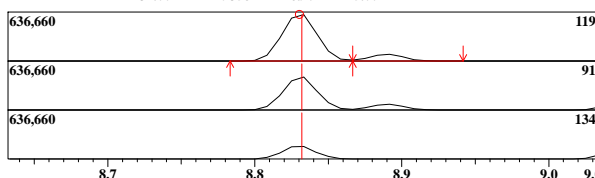
#	m/z	Area	Ratio	Reference
1	126.00	111477	32.65	30.00



ID#:80 Name:tert-Butylbenzene Type:Target No Manual Integration

Mass:119.00 R.T:8.831 Area:1044755 Conc:106.67788ppb
Event:1:Scan SI:99

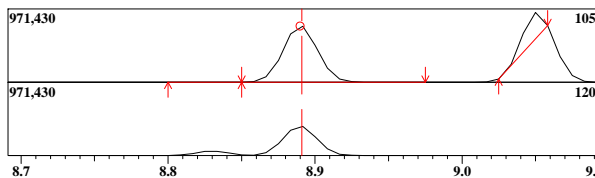
#	m/z	Area	Ratio	Reference
1	91.00	202930	68.78	70.00
2	134.00	79358	26.90	25.00



ID#:81 Name:1,2,4-Trimethylbenzene Type:Target No Manual Integration

Mass:105.00 R.T:8.890 Area:1249007 Conc:102.59278ppb
Event:1:Scan SI:99

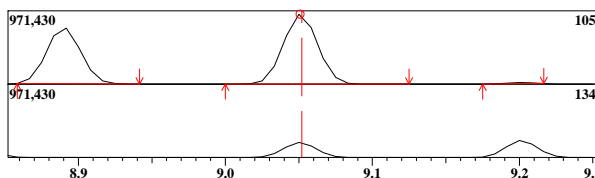
#	m/z	Area	Ratio	Reference
1	120.00	184772	52.18	45.00



ID#:82 Name:sec-Butylbenzene Type:Target No Manual Integration

Mass:105.00 R.T:9.051 Area:1530449 Conc:103.45982ppb
Event:1:Scan SI:99

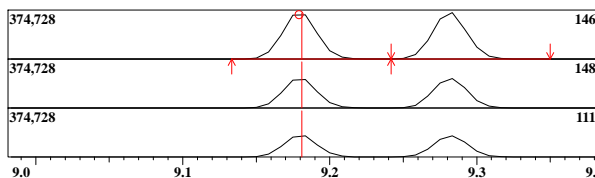
#	m/z	Area	Ratio	Reference
1	134.00	92050	21.18	20.00



ID#:83 Name:1,3-Dichlorobenzene Type:Target No Manual Integration

Mass:146.00 R.T:9.179 Area:598662 Conc:100.08261ppb
Event:1:Scan SI:95

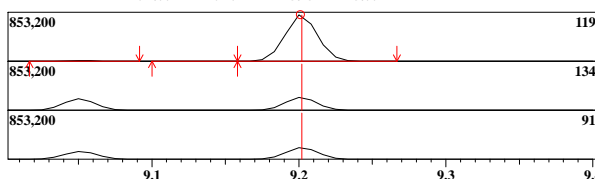
#	m/z	Area	Ratio	Reference
1	148.00	107393	63.91	60.00
2	111.00	77784	46.29	45.00



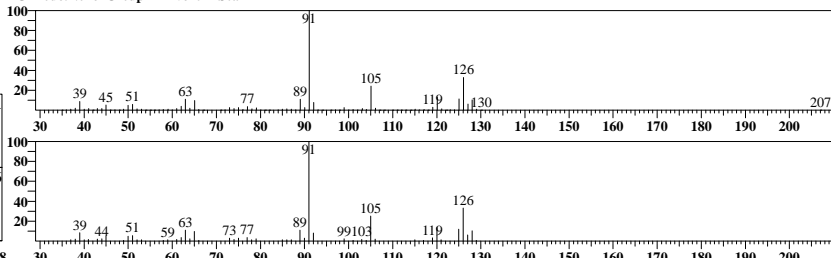
ID#:84 Name:p-iso-Propyltoluene Type:Target No Manual Integration

Mass:119.00 R.T:9.201 Area:1273332 Conc:106.79583ppb
Event:1:Scan SI:99

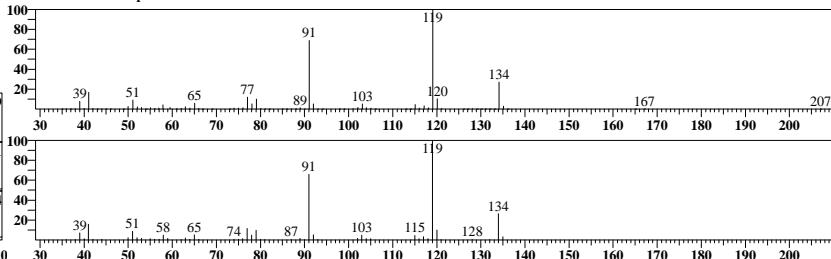
#	m/z	Area	Ratio	Reference
1	134.00	101237	28.00	30.00
2	91.00	92014	25.45	25.00



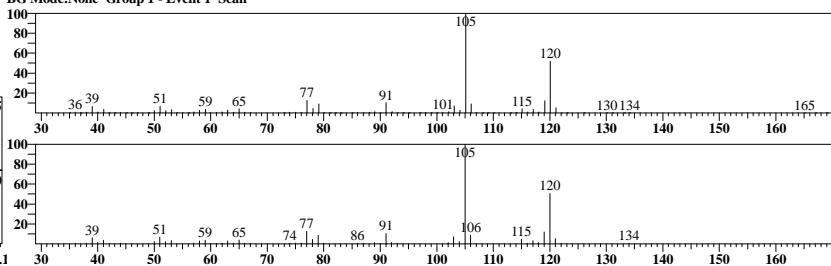
ID#:79 R.Time:8.558(Scan#:1695)
MassPeaks:91
RawMode:Averaged 8.533-8.583(1689-1701)
BG Mode:None Group 1 - Event 1 Scan



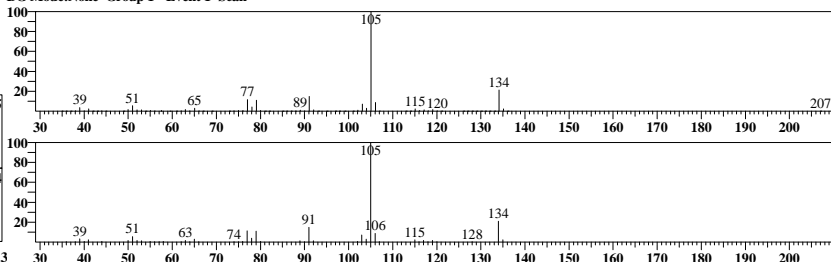
ID#:80 R.Time:8.833(Scan#:1761)
MassPeaks:82
RawMode:Averaged 8.808-8.858(1755-1767)
BG Mode:None Group 1 - Event 1 Scan



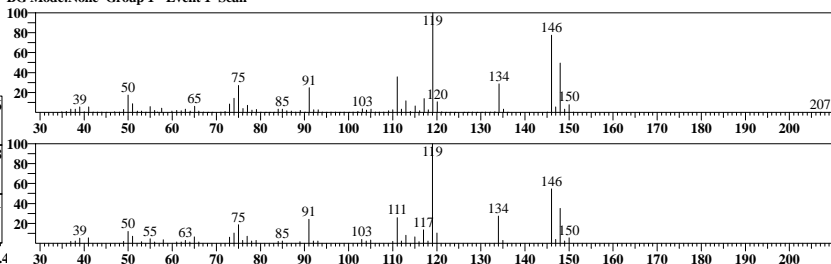
ID#:81 R.Time:8.892(Scan#:1775)
MassPeaks:87
RawMode:Averaged 8.867-8.917(1769-1781)
BG Mode:None Group 1 - Event 1 Scan



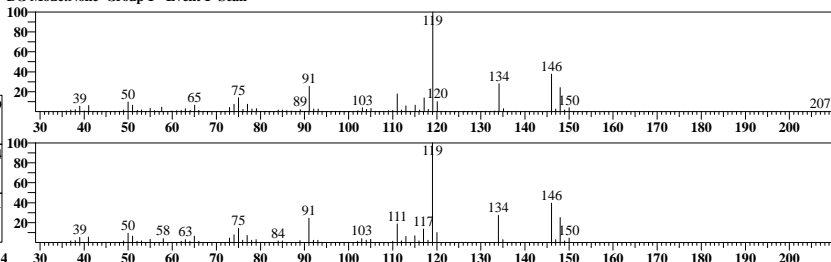
ID#:82 R.Time:9.050(Scan#:1813)
MassPeaks:81
RawMode:Averaged 9.025-9.075(1807-1819)
BG Mode:None Group 1 - Event 1 Scan



ID#:83 R.Time:9.192(Scan#:1847)
MassPeaks:106
RawMode:Averaged 9.150-9.200(1837-1849)
BG Mode:None Group 1 - Event 1 Scan



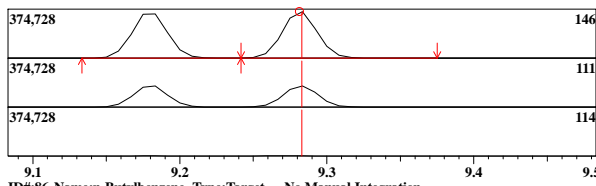
ID#:84 R.Time:9.200(Scan#:1849)
MassPeaks:109
RawMode:Averaged 9.175-9.225(1843-1855)
BG Mode:None Group 1 - Event 1 Scan



ID#:85 Name:1,4-Dichlorobenzene Type:Target No Manual Integration

Mass:146.00 R.T:9.281 Area:599334 Conc:97.01902ppb

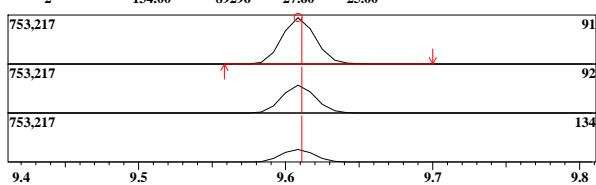
#	m/z	Area	Ratio	Reference
1	111.00	78233	46.16	44.00
2	114.00	2518	1.49	2.00



ID#:86 Name:n-Butylbenzene Type:Target No Manual Integration

Mass:91.00 R.T:9.609 Area:1146822 Conc:107.37560ppb

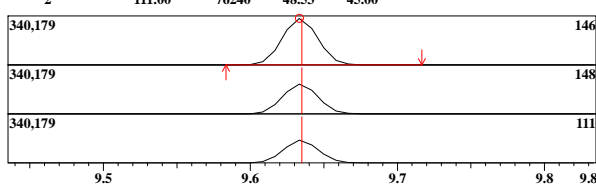
#	m/z	Area	Ratio	Reference
1	92.00	195749	60.50	60.00
2	134.00	89296	27.60	25.00



ID#:87 Name:1,2-Dichlorobenzene Type:Target No Manual Integration

Mass:146.00 R.T:9.633 Area:556107 Conc:97.07990ppb

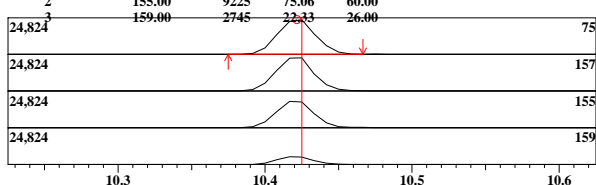
#	m/z	Area	Ratio	Reference
1	148.00	100612	64.04	60.00
2	111.00	76240	48.53	45.00



ID#:88 Name:1,2-Dibromo-3-chloropropane Type:Target No Manual Integration

Mass:75.00 R.T:10.422 Area:43277 Conc:105.28897ppb

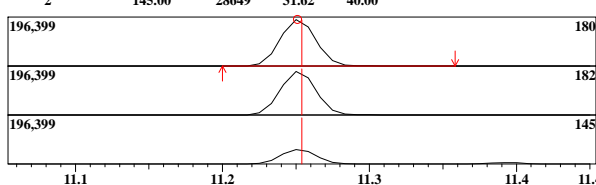
#	m/z	Area	Ratio	Reference
1	157.00	11605	94.42	80.00
2	155.00	9225	75.06	60.00
3	159.00	2745	22.53	26.00



ID#:89 Name:1,2,4-Trichlorobenzene Type:Target No Manual Integration

Mass:180.00 R.T:11.251 Area:322489 Conc:111.23651ppb

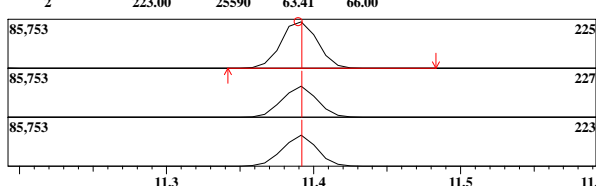
#	m/z	Area	Ratio	Reference
1	182.00	84923	93.74	90.00
2	145.00	28649	31.62	40.00



ID#:90 Name:Hexachlorobutadiene Type:Target No Manual Integration


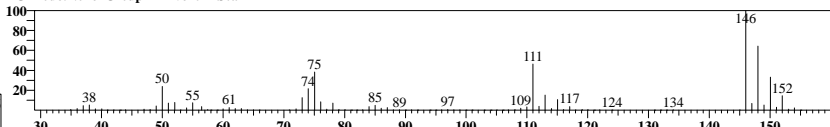
Mass:225.00 R.T:11.390 Area:143092 Conc:100.39931ppb

#	m/z	Area	Ratio	Reference
1	227.00	25861	64.08	66.00
2	223.00	25590	63.41	66.00





ID#:85 R.Time:9.283(Scan#:1869)

MassPeaks:96 RawMode:Averaged 9.258-9.308(1863-1875) BG Mode:None Group 1 - Event 1 Scan





ID#:86 R.Time:9.608(Scan#:1947)

MassPeaks:104 RawMode:Averaged 9.583-9.633(1941-1953) BG Mode:None Group 1 - Event 1 Scan




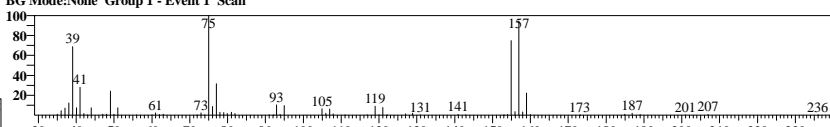
ID#:87 R.Time:9.617(Scan#:1949)

MassPeaks:105 RawMode:Averaged 9.608-9.658(1947-1959) BG Mode:None Group 1 - Event 1 Scan



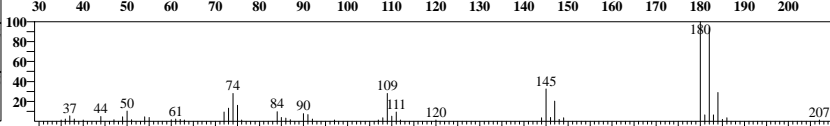
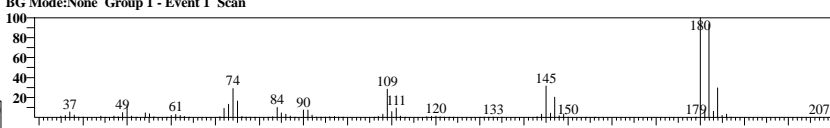
ID#:88 R.Time:10.425(Scan#:2143)

MassPeaks:66 RawMode:Averaged 10.400-10.450(2137-2149) BG Mode:None Group 1 - Event 1 Scan



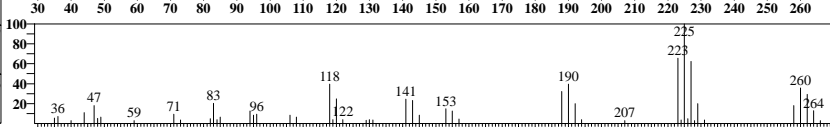
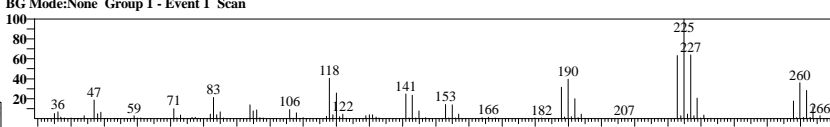
ID#:89 R.Time:11.250(Scan#:2341)

MassPeaks:89 RawMode:Averaged 11.225-11.275(2335-2347) BG Mode:None Group 1 - Event 1 Scan



ID#:90 R.Time:11.392(Scan#:2375)

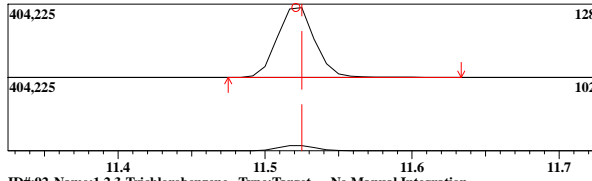
MassPeaks:107 RawMode:Averaged 11.367-11.417(2369-2381) BG Mode:None Group 1 - Event 1 Scan



ID#:91 Name:Naphthalene Type:Target No Manual Integration

Mass:128.00 R.T:11.521 Area:693818 Conc:110.49045ppb

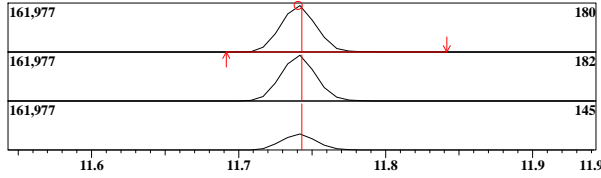
#	m/z	Area	Ratio	Reference
1	102.00	15360	7.93	2.00



ID#:92 Name:1,2,3-Trichlorobenzene Type:Target No Manual Integration

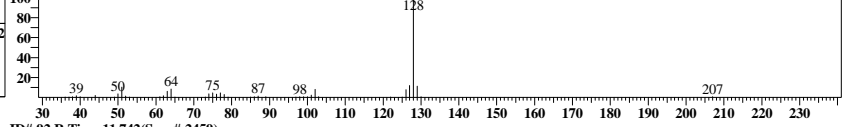
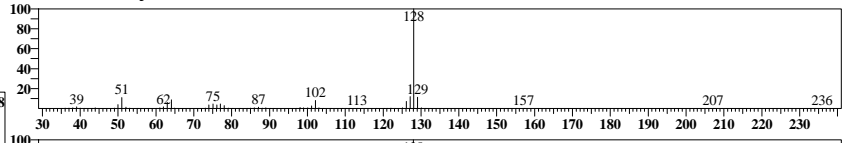
Mass:180.00 R.T:11.740 Area:267662 Conc:107.70267ppb

#	m/z	Area	Ratio	Reference
1	182.00	73373	97.50	90.00
2	145.00	25819	34.31	40.00



ID#:91 R.Time:11.525(Scan#:2407)

MassPeaks:70
RawMode:Averaged 11.500-11.550(2401-2413)
BG Mode:None Group 1 - Event 1 Scan



ID#:92 R.Time:11.742(Scan#:2459)

MassPeaks:90
RawMode:Averaged 11.717-11.767(2453-2465)
BG Mode:None Group 1 - Event 1 Scan

