



Alabama Department of Environmental Management
adem.alabama.gov

1400 Coliseum Blvd. 36110-2400 ■ Post Office Box 301463
Montgomery, Alabama 36130-1463

MARCH 15, 2019

(334) 271-7700 ■ FAX (334) 271-7950

KEITH KNAUERHASE
ASSISTANT SECRETARY
ABB INSTALLATION PRODUCTS INC.
131 PHOENIX CROSSING
BLOOMFIELD CT 06002

**RE: DRAFT PERMIT
NPDES PERMIT NUMBER AL0067768**

Dear Mr. Knauerhase:

Transmitted herein is a draft of the referenced permit.

We would appreciate your comments on the permit within **30 days** of the date of this letter. Please direct any comments of a technical or administrative nature to the undersigned.

By copy of this letter and the draft permit, we are also requesting comments within the same time frame from EPA.

Our records indicate that you are currently utilizing the Department's web-based electronic environmental (E2) reporting system for submittal of discharge monitoring reports (DMRs). Your E2 DMRs will automatically update on the effective date of this permit, if issued.

The Alabama Department of Environmental Management encourages you to voluntarily consider pollution prevention practices and alternatives at your facility. Pollution Prevention may assist you in complying with effluent limitations, and possibly reduce or eliminate monitoring requirements.

If you have questions regarding this permit or monitoring requirements, please contact Scott Jackson by e-mail at scott.jackson@adem.alabama.gov or by phone at **(334) 394-4366**.

Sincerely,

A handwritten signature in black ink, appearing to read "Scott Ramsey", is written over a white rectangular area.

Scott Ramsey, Chief
Industrial Section
Industrial/Municipal Branch
Water Division

Enclosure: Draft Permit

pc via website:

Montgomery Field Office
EPA Region IV
U.S. Fish & Wildlife Service
AL Historical Commission
Advisory Council on Historic Preservation
Department of Conservation and Natural Resources



NATIONAL POLLUTANT DISCHARGE ELIMINATION SYSTEM PERMIT

PERMITTEE: ABB INSTALLATION PRODUCTS INC.
(FORMER AUGAT WIRING SYSTEMS PLANT NO. 1)

FACILITY LOCATION: 2745 GUNTER PARK DRIVE WEST
MONTGOMERY, AL 36109

PERMIT NUMBER: AL0067768

RECEIVING WATERS: 001: UNNAMED TRIBUTARY TO GALBRAITH MILL CREEK

In accordance with and subject to the provisions of the Federal Water Pollution Control Act, as amended, 33 U.S.C. §§1251-1388 (the "FWPCA"), the Alabama Water Pollution Control Act, as amended, Code of Alabama 1975, §§ 22-22-1 to 22-22-14 (the "AWPCA"), the Alabama Environmental Management Act, as amended, Code of Alabama 1975, §§22-22A-1 to 22-22A-17, and rules and regulations adopted thereunder, and subject further to the terms and conditions set forth in this permit, the Permittee is hereby authorized to discharge into the above-named receiving waters.

ISSUANCE DATE:

EFFECTIVE DATE:

EXPIRATION DATE:

Draft

**INDUSTRIAL SECTION
NATIONAL POLLUTANT DISCHARGE ELIMINATION SYSTEM (NPDES) PERMIT**

TABLE OF CONTENTS

PART I	DISCHARGE LIMITATIONS, CONDITIONS, AND REQUIREMENTS.....	1
A.	DISCHARGE LIMITATIONS AND MONITORING REQUIREMENTS	1
B.	DISCHARGE MONITORING AND RECORD KEEPING REQUIREMENTS.....	2
1.	Representative Sampling	2
2.	Test Procedures	2
3.	Recording of Results	2
4.	Records Retention and Production.....	2
5.	Monitoring Equipment and Instrumentation.....	3
C.	DISCHARGE REPORTING REQUIREMENTS	3
1.	Reporting of Monitoring Requirements.....	3
2.	Noncompliance Notification.....	5
D.	OTHER REPORTING AND NOTIFICATION REQUIREMENTS	6
1.	Anticipated Noncompliance	6
2.	Termination of Discharge.....	6
3.	Updating Information	6
4.	Duty to Provide Information.....	6
5.	Cooling Water and Boiler Water Additives.....	6
6.	Permit Issued Based On Estimated Characteristics.....	6
E.	SCHEDULE OF COMPLIANCE.....	7
PART II	OTHER REQUIREMENTS, RESPONSIBILITIES, AND DUTIES	8
A.	OPERATIONAL AND MANAGEMENT REQUIREMENTS	8
1.	Facilities Operation and Maintenance.....	8
2.	Best Management Practices.....	8
3.	Spill Prevention, Control, and Management.....	8
B.	OTHER RESPONSIBILITIES	8
1.	Duty to Mitigate Adverse Impacts.....	8
2.	Right of Entry and Inspection.....	8
C.	BYPASS AND UPSET	8
1.	Bypass	8
2.	Upset	9
D.	DUTY TO COMPLY WITH PERMIT, RULES, AND STATUTES	9
1.	Duty to Comply.....	9
2.	Removed Substances.....	9
3.	Loss or Failure of Treatment Facilities.....	10
4.	Compliance with Statutes and Rules.....	10
E.	PERMIT TRANSFER, MODIFICATION, SUSPENSION, REVOCATION, AND REISSUANCE.....	10
1.	Duty to Reapply or Notify of Intent to Cease Discharge	10
2.	Change in Discharge.....	10
3.	Transfer of Permit.....	11
4.	Permit Modification and Revocation.....	11
5.	Permit Termination.....	12
6.	Permit Suspension.....	12
7.	Request for Permit Action Does Not Stay Any Permit Requirement.....	12
F.	COMPLIANCE WITH TOXIC POLLUTANT STANDARD OR PROHIBITION	12
G.	DISCHARGE OF WASTEWATER GENERATED BY OTHERS.....	12
PART III	OTHER PERMIT CONDITIONS.....	13
A.	CIVIL AND CRIMINAL LIABILITY	13
B.	OIL AND HAZARDOUS SUBSTANCE LIABILITY	13
C.	PROPERTY AND OTHER RIGHTS	13
D.	AVAILABILITY OF REPORTS.....	14
E.	EXPIRATION OF PERMITS FOR NEW OR INCREASED DISCHARGES	14
F.	COMPLIANCE WITH WATER QUALITY STANDARDS	14
G.	GROUNDWATER.....	14
H.	DEFINITIONS	14
I.	SEVERABILITY.....	17
PART IV	ADDITIONAL REQUIREMENTS, CONDITIONS, AND LIMITATIONS	18
A.	BEST MANAGEMENT PRACTICES (BMP) PLAN REQUIREMENTS	18

PART I DISCHARGE LIMITATIONS, CONDITIONS, AND REQUIREMENTS

A. DISCHARGE LIMITATIONS AND MONITORING REQUIREMENTS

During the period beginning on the effective date of this permit and lasting through the expiration date of this permit, the permittee is authorized to discharge from the following point source(s) outfall(s), described more fully in the permittee's application:

DSN0011: Treated effluent from groundwater remediation. 3/

Such discharge shall be limited and monitored by the permittee as specified below:

<u>EFFLUENT CHARACTERISTIC</u>	<u>DISCHARGE LIMITATIONS</u>			<u>MONITORING REQUIREMENTS 1/</u>				
	<u>Monthly Average</u>	<u>Daily Maximum</u>	<u>Daily Minimum</u>	<u>Monthly Average</u>	<u>Daily Maximum</u>	<u>Measurement Frequency 2/</u>	<u>Sample Type</u>	<u>Seasonal</u>
pH	-	-	6.0 S.U.	-	8.5 S.U.	Monthly	Grab	-
Tetrachloroethylene	-	-	-	1.92 ug/l	3.84 ug/l	Monthly	Grab	-
Trichloroethylene	-	-	-	17.5 ug/l	35 ug/l	Monthly	Grab	-
Flow, In Conduit or Thru Treatment Plant	-	REPORT MGD	-	-	-	Monthly	Instantaneous	-

THE DISCHARGE SHALL HAVE NO SHEEN, AND THERE SHALL BE NO DISCHARGE OF VISIBLE OIL, FLOATING SOLIDS OR VISIBLE FOAM IN OTHER THAN TRACE AMOUNTS.

- 1/ Samples collected to comply with the monitoring requirements specified above shall be collected at the following location: At the nearest accessible location just prior to discharge and after final treatment. Unless otherwise specified, composite samples shall be time composite samples collected using automatic sampling equipment or a minimum of eight (8) equal volume grab samples collected over equal time intervals. All composite samples shall be collected for the total period of discharge not to exceed 24 hours.
- 2/ If only one sampling event occurs during a month, the sample result shall be reported on the discharge monitoring report as both the monthly average and daily maximum value for all parameters with a monthly average limitation.
- 3/ See Part IV.A for Best Management Practices (BMP) Plan Requirements.

B. DISCHARGE MONITORING AND RECORD KEEPING REQUIREMENTS

1. Representative Sampling

Samples and measurements taken as required herein shall be representative of the volume and nature of the monitored discharge and shall be in accordance with the provisions of this permit.

2. Test Procedures

For the purpose of reporting and compliance, permittees shall use one of the following procedures:

- a. For parameters with an EPA established Minimum Level (ML), report the measured value if the analytical result is at or above the ML and report "0" for values below the ML. Test procedures for the analysis of pollutants shall conform to 40 CFR Part 136 and guidelines published pursuant to Section 304(h) of the FWPCA, 33 U.S.C. Section 1314(h). If more than one method for analysis of a substance is approved for use, a method having a minimum level lower than the permit limit shall be used. If the minimum level of all methods is higher than the permit limit, the method having the lowest minimum level shall be used and a report of less than the minimum level shall be reported as zero and will constitute compliance; however, should EPA approve a method with a lower minimum level during the term of this permit the permittee shall use the newly approved method.
- b. For pollutants parameters without an established ML, an interim ML may be utilized. The interim ML shall be calculated as 3.18 times the Method Detection Level (MDL) calculated pursuant to 40 CFR Part 136, Appendix B.

Permittees may develop an effluent matrix-specific ML, where an effluent matrix prevents attainment of the established ML. However, a matrix specific ML shall be based upon proper laboratory method and technique. Matrix-specific MLs must be approved by the Department, and may be developed by the permittee during permit issuance, reissuance, modification, or during compliance schedule.

In either case the measured value should be reported if the analytical result is at or above the ML and "0" reported for values below the ML.

- c. For parameters without an EPA established ML, interim ML, or matrix-specific ML, a report of less than the detection limit shall constitute compliance if the detection limit of all analytical methods is higher than the permit limit using the most sensitive EPA approved method. For the purpose of calculating a monthly average, "0" shall be used for values reported less than the detection limit.

The Minimum Level utilized for procedures A and B above shall be reported on the permittee's DMR. When an EPA approved test procedure for analysis of a pollutant does not exist, the Director shall approve the procedure to be used.

3. Recording of Results

For each measurement or sample taken pursuant to the requirements of this permit, the permittee shall record the following information:

- a. The facility name and location, point source number, date, time and exact place of sampling;
- b. The name(s) of person(s) who obtained the samples or measurements;
- c. The dates and times the analyses were performed;
- d. The name(s) of the person(s) who performed the analyses;
- e. The analytical techniques or methods used, including source of method and method number; and
- f. The results of all required analyses.

4. Records Retention and Production

The permittee shall retain records of all monitoring information, including all calibration and maintenance records and all original strip chart recordings for continuous monitoring instrumentation, copies of all reports required by the permit, and records of all data used to complete the above reports or the application for this permit, for a period of at least three years from the date of the sample measurement, report or application. This period may be extended by request of the Director at any time. If litigation or other enforcement action, under the AWPCA and/or the FWPCA, is ongoing which involves any of the above records, the records shall be kept until the litigation is resolved. Upon the written request of the Director or his designee, the permittee shall provide the Director with a copy of any record required to be retained by this paragraph. Copies of these records shall not be submitted unless requested.

All records required to be kept for a period of three years shall be kept at the permitted facility or an alternate location approved by the Department in writing and shall be available for inspection.

5. Monitoring Equipment and Instrumentation

All equipment and instrumentation used to determine compliance with the requirements of this permit shall be installed, maintained, and calibrated in accordance with the manufacturer's instructions or, in the absence of manufacturer's instructions, in accordance with accepted practices. The permittee shall develop and maintain quality assurance procedures to ensure proper operation and maintenance of all equipment and instrumentation. The quality assurance procedures shall include the proper use, maintenance, and installation, when appropriate, of monitoring equipment at the plant site.

C. DISCHARGE REPORTING REQUIREMENTS

1. Reporting of Monitoring Requirements

a. The permittee shall conduct the required monitoring in accordance with the following schedule:

MONITORING REQUIRED MORE FREQUENTLY THAN MONTHLY AND MONTHLY shall be conducted during the first full month following the effective date of coverage under this permit and every month thereafter.

QUARTERLY MONITORING shall be conducted at least once during each calendar quarter. Calendar quarters are the periods of January through March, April through June, July through September, and October through December. The permittee shall conduct the quarterly monitoring during the first complete calendar quarter following the effective date of this permit and is then required to monitor once during each quarter thereafter. Quarterly monitoring may be done anytime during the quarter, unless restricted elsewhere in this permit, but it should be submitted with the last DMR due for the quarter, i.e., (March, June, September and December DMR's).

SEMIANNUAL MONITORING shall be conducted at least once during the period of January through June and at least once during the period of July through December. The permittee shall conduct the semiannual monitoring during the first complete calendar semiannual period following the effective date of this permit and is then required to monitor once during each semiannual period thereafter. Semiannual monitoring may be done anytime during the semiannual period, unless restricted elsewhere in this permit, but it should be submitted with the last DMR for the month of the semiannual period, i.e. (June and December DMR's).

ANNUAL MONITORING shall be conducted at least once during the period of January through December. The permittee shall conduct the annual monitoring during the first complete calendar annual period following the effective date of this permit and is then required to monitor once during each annual period thereafter. Annual monitoring may be done anytime during the year, unless restricted elsewhere in this permit, but it should be submitted with the December DMR.

b. The permittee shall submit discharge monitoring reports (DMRs) on the forms provided by the Department and in accordance with the following schedule:

REPORTS OF MORE FREQUENTLY THAN MONTHLY AND MONTHLY TESTING shall be submitted on a **monthly** basis. The first report is due on the **28th day of (MONTH, YEAR)**. The reports shall be submitted so that they are received by the Department no later than the 28th day of the month following the reporting period.

REPORTS OF QUARTERLY TESTING shall be submitted on a **quarterly** basis. The first report is due on the **28th day of [Month, Year]**. The reports shall be submitted so that they are received by the Department no later than the 28th day of the month following the reporting period.

REPORTS OF SEMIANNUAL TESTING shall be submitted on a semiannual basis. The reports are due on the 28th day of JANUARY and the 28th day of JULY. The reports shall be submitted so that they are received by the Department no later than the 28th day of the month following the reporting period.

REPORTS OF ANNUAL TESTING shall be submitted on an annual basis. The first report is due on the 28th day of JANUARY. The reports shall be submitted so that they are received by the Department no later than the 28th day of the month following the reporting period.

c. Except as allowed by Provision I.C.1.c.(1) or (2), the permittee shall submit all Discharge Monitoring Reports (DMRs) required by Provision I.C.1.b by utilizing the Department's web-based Electronic Environmental (E2) Reporting System.

(1) If the permittee is unable to complete the electronic submittal of DMR data due to technical problems originating with the Department's E2 Reporting system (this could include entry/submittal issues with an entire set of DMRs or individual parameters), the permittee is not relieved of their obligation to submit DMR data to the Department by the date specified in Provision I.C.1.b, unless otherwise directed by the Department.

If the E2 Reporting System is down on the 28th day of the month in which the DMR is due or is down for an extended period of time, as determined by the Department, when a DMR is required to be submitted, the permittee may submit the data in an alternate manner and format acceptable to the Department. Preapproved alternate acceptable methods include faxing, e-mailing, mailing, or hand-delivery of data such that they are received by the required reporting date. Within 5 calendar days of the E2 Reporting System resuming operation, the permittee shall enter the data into the E2 Reporting System, unless an alternate timeframe is approved by the Department. An attachment should be included with the E2 DMR submittal verifying the original submittal date (date of the fax, copy of the dated e-mail, or hand-delivery stamped date), if applicable.

- (2) The permittee may submit a request to the Department for a temporary electronic reporting waiver for DMR submittals. The waiver request should include the permit number; permittee name; facility/site name; facility address; name, address, and contact information for the responsible official or duly authorized representative; a detailed statement regarding the basis for requesting such a waiver; and the duration for which the waiver is requested. Approved electronic reporting waivers are not transferrable.

Permittees with an approved electronic reporting waiver for DMRs may submit hard copy DMRs for the period that the approved electronic reporting waiver request is effective. The permittee shall submit the Department-approved DMR forms to the address listed in Provision I.C.1.e.

- (3) If a permittee is allowed to submit a hard copy DMR, the DMR must be legible and bear an original signature. Photo and electronic copies of the signature are not acceptable and shall not satisfy the reporting requirements of this permit.
- (4) If the permittee, using approved analytical methods as specified in Provision I.B.2, monitors any discharge from a point source for a limited substance identified in Provision I.A. of this permit more frequently than required by this permit, the results of such monitoring shall be included in the calculation and reporting of values on the DMR and the increased frequency shall be indicated on the DMR.
- (5) In the event no discharge from a point source identified in Provision I.A. of this permit and described more fully in the permittee's application occurs during a monitoring period, the permittee shall report "No Discharge" for such period on the appropriate DMR.

- d. All reports and forms required to be submitted by this permit, the AWPCA and the Department's Rules, shall be electronically signed (or, if allowed by the Department, traditionally signed) by a "responsible official" of the permittee as defined in ADEM Administrative Code Rule 335-6-6-.09 or a "duly authorized representative" of such official as defined in ADEM Administrative Code Rule 335-6-6-.09 and shall bear the following certification:

"I certify under penalty of law that this document and all attachments were prepared under my direction or supervision in accordance with a system designed to assure that qualified personnel properly gather and evaluate the information submitted. Based on my inquiry of the person or persons who manage the system, or those persons directly responsible for gathering information, the information submitted is, to the best of my knowledge and belief, true, accurate, and complete. I am aware that there are significant penalties for submitting false information, including the possibility of fine and imprisonment for knowing violations."

- e. Discharge Monitoring Reports required by this permit, the AWPCA, and the Department's Rules that are being submitted in hard copy shall be addressed to:

**Alabama Department of Environmental Management
Permits and Services Division
Environmental Data Section
Post Office Box 301463
Montgomery, Alabama 36130-1463**

Certified and Registered Mail containing Discharge Monitoring Reports shall be addressed to:

**Alabama Department of Environmental Management
Permits and Services Division
Environmental Data Section
1400 Coliseum Boulevard
Montgomery, Alabama 36110-2400**

- f. All other correspondence and reports required to be submitted by this permit, the AWPCA, and the Department's Rules shall be addressed to:

Alabama Department of Environmental Management

Water Division
Post Office Box 301463
Montgomery, Alabama 36130-1463

Certified and Registered Mail shall be addressed to:

Alabama Department of Environmental Management
Water Division
1400 Coliseum Boulevard
Montgomery, Alabama 36110-2400

- g. If this permit is a re-issuance, then the permittee shall continue to submit DMRs in accordance with the requirements of their previous permit until such time as DMRs are due as discussed in Part I.C.1.b above.

2. Noncompliance Notification

a. 24-Hour Noncompliance Reporting

The permittee shall report to the Director, within 24-hours of becoming aware of the noncompliance, any noncompliance which may endanger health or the environment. This shall include but is not limited to the following circumstances:

- (1) does not comply with any daily minimum or maximum discharge limitation for an effluent characteristic specified in Provision I. A. of this permit which is denoted by an "(X)";
- (2) threatens human health or welfare, fish or aquatic life, or water quality standards;
- (3) does not comply with an applicable toxic pollutant effluent standard or prohibition established under Section 307(a) of the FWPCA, 33 U.S.C. Section 1317(a);
- (4) contains a quantity of a hazardous substance which has been determined may be harmful to public health or welfare under Section 311(b)(4) of the FWPCA, 33 U.S.C. Section 1321(b)(4);
- (5) exceeds any discharge limitation for an effluent characteristic as a result of an unanticipated bypass or upset; and
- (6) is an unpermitted direct or indirect discharge of a pollutant to a water of the state (unpermitted discharges properly reported to the Department under any other requirement are not required to be reported under this provision).

The permittee shall orally report the occurrence and circumstances of such discharge to the Director within 24-hours after the permittee becomes aware of the occurrence of such discharge. In addition to the oral report, the permittee shall submit to the Director or Designee a written report as provided in Part I.C.2.c no later than five (5) days after becoming aware of the occurrence of such discharge.

- b. If for any reason, the permittee's discharge does not comply with any limitation of this permit, the permittee shall submit to the Director or Designee a written report as provided in Part I.C.2.c below, such report shall be submitted with the next Discharge Monitoring Report required to be submitted by Part I.C.1 of this permit after becoming aware of the occurrence of such noncompliance.

- c. Any written report required to be submitted to the Director or Designee by Part I.C.2 a. or b. shall be submitted using a Noncompliance Notification Form (ADEM Form 421) available on the Department's website (<http://adem.alabama.gov/DeptForms/Form421.pdf>) and include the following information:

- (1) A description of the discharge and cause of noncompliance;
- (2) The period of noncompliance, including exact dates and times or, if not corrected, the anticipated time the noncompliance is expected to continue; and
- (3) A description of the steps taken and/or being taken to reduce or eliminate the noncomplying discharge and to prevent its recurrence.

D. OTHER REPORTING AND NOTIFICATION REQUIREMENTS

1. Anticipated Noncompliance

The permittee shall give the Director written advance notice of any planned changes or other circumstances regarding a facility which may result in noncompliance with permit requirements.

2. Termination of Discharge

The permittee shall notify the Director, in writing, when all discharges from any point source(s) identified in Provision I. A. of this permit have permanently ceased. This notification shall serve as sufficient cause for instituting procedures for modification or termination of the permit.

3. Updating Information

a. The permittee shall inform the Director of any change in the permittee's mailing address, telephone number or in the permittee's designation of a facility contact or office having the authority and responsibility to prevent and abate violations of the AWPCA, the Department's Rules, and the terms and conditions of this permit, in writing, no later than ten (10) days after such change. Upon request of the Director or his designee, the permittee shall furnish the Director with an update of any information provided in the permit application.

b. If the permittee becomes aware that it failed to submit any relevant facts in a permit application, or submitted incorrect information in a permit application or in any report to the Director, it shall promptly submit such facts or information with a written explanation for the mistake and/or omission.

4. Duty to Provide Information

The permittee shall furnish to the Director, within a reasonable time, any information which the Director or his designee may request to determine whether cause exists for modifying, revoking and re-issuing, suspending, or terminating this permit, in whole or in part, or to determine compliance with this permit.

5. Cooling Water and Boiler Water Additives

a. The permittee shall notify the Director in writing not later than thirty (30) days prior to instituting the use of any biocide corrosion inhibitor or chemical additive in a cooling or boiler system, not identified in the application for this permit, from which discharge is allowed by this permit. Notification is not required for additives that do not contain a heavy metal(s) as an active ingredient and that pass through a wastewater treatment system prior to discharge nor is notification required for additives that should not reasonably be expected to cause the cooling water or boiler water to exhibit toxicity as determined by analysis of manufacturer's data or testing by the permittee. Such notification shall include:

- (1) name and general composition of biocide or chemical;
- (2) 96-hour median tolerance limit data for organisms representative of the biota of the waterway into which the discharge will ultimately reach;
- (2) quantities to be used;
- (3) frequencies of use;
- (4) proposed discharge concentrations; and
- (6) EPA registration number, if applicable.

b. The use of a biocide or additive containing tributyl tin, tributyl tin oxide, zinc, chromium or related compounds in cooling or boiler system(s), from which a discharge regulated by this permit occurs, is prohibited except as exempted below. The use of a biocide or additive containing zinc, chromium or related compounds may be used in special circumstances if (1) the permit contains limits for these substances, or (2) the applicant demonstrates during the application process that the use of zinc, chromium or related compounds as a biocide or additive will not pose a reasonable potential to violate the applicable State water quality standards for these substances. The use of any additive, not identified in this permit or in the application for this permit or not exempted from notification under this permit is prohibited, prior to a determination by the Department that permit modification to control discharge of the additive is not required or prior to issuance of a permit modification controlling discharge of the additive.

6. Permit Issued Based On Estimated Characteristics

- a. If this permit was issued based on estimates of the characteristics of a process discharge reported on an EPA NPDES Application Form 2D (EPA Form 3510-2D), the permittee shall complete and submit an EPA NPDES Application Form 2C (EPA Form 3510-2C) no later than two years after the date that discharge begins. Sampling required for completion of the Form 2C shall occur when a discharge(s) from the process(s) causing the new or increased discharge is occurring. If this permit was issued based on estimates concerning the composition of a stormwater discharge(s), the permittee shall perform the sampling required by EPA NPDES Application Form 2F (EPA Form 3510-2F) no later than one year after the industrial activity generating the stormwater discharge has been fully initiated.
- b. This permit shall be reopened if required to address any new information resulting from the completion and submittal of the Form 2C and or 2F.

E. SCHEDULE OF COMPLIANCE

1. The permittee shall achieve compliance with the discharge limitations specified in Provision I. A. in accordance with the following schedule:

COMPLIANCE SHALL BE ATTAINED ON THE EFFECTIVE DATE OF THIS PERMIT

2. No later than 14 calendar days following a date identified in the above schedule of compliance, the permittee shall submit either a report of progress or, in the case of specific actions being required by identified dates, a written notice of compliance or noncompliance. In the latter case, the notice shall include the cause of noncompliance, any remedial actions taken, and the probability of meeting the next scheduled requirement.

PART II OTHER REQUIREMENTS, RESPONSIBILITIES, AND DUTIES

A. OPERATIONAL AND MANAGEMENT REQUIREMENTS

1. Facilities Operation and Maintenance

The permittee shall at all times properly operate and maintain all facilities and systems of treatment and control (and related appurtenances) which are installed or used by the permittee to achieve compliance with the conditions of the permit. Proper operation and maintenance includes effective performance, adequate funding, adequate operator staffing and training, and adequate laboratory and process controls, including appropriate quality assurance procedures. This provision requires the operation of backup or auxiliary facilities only when necessary to achieve compliance with the conditions of the permit.

2. Best Management Practices

- a. Dilution water shall not be added to achieve compliance with discharge limitations except when the Director or his designee has granted prior written authorization for dilution to meet water quality requirements.
- b. The permittee shall prepare, implement, and maintain a Spill Prevention, Control and Countermeasures (SPCC) Plan in accordance with 40 C.F.R. Section 112 if required thereby.
- c. The permittee shall prepare, submit for approval and implement a Best Management Practices (BMP) Plan for containment of any or all process liquids or solids, in a manner such that these materials do not present a significant potential for discharge, if so required by the Director or his designee. When submitted and approved, the BMP Plan shall become a part of this permit and all requirements of the BMP Plan shall become requirements of this permit.

3. Spill Prevention, Control, and Management

The permittee shall provide spill prevention, control, and/or management sufficient to prevent any spills of pollutants from entering a water of the state or a publicly or privately owned treatment works. Any containment system used to implement this requirement shall be constructed of materials compatible with the substance(s) contained and which shall prevent the contamination of groundwater and such containment system shall be capable of retaining a volume equal to 110 percent of the capacity of the largest tank for which containment is provided.

B. OTHER RESPONSIBILITIES

1. Duty to Mitigate Adverse Impacts

The permittee shall promptly take all reasonable steps to mitigate and minimize or prevent any adverse impact on human health or the environment resulting from noncompliance with any discharge limitation specified in Provision I. A. of this permit, including such accelerated or additional monitoring of the discharge and/or the receiving waterbody as necessary to determine the nature and impact of the noncomplying discharge.

2. Right of Entry and Inspection

The permittee shall allow the Director, or an authorized representative, upon the presentation of proper credentials and other documents as may be required by law to:

- a. enter upon the permittee's premises where a regulated facility or activity or point source is located or conducted, or where records must be kept under the conditions of the permit;
- b. have access to and copy, at reasonable times, any records that must be kept under the conditions of the permit;
- c. inspect any facilities, equipment (including monitoring and control equipment), practices, or operations regulated or required under the permit; and
- d. sample or monitor, for the purposes of assuring permit compliance or as otherwise authorized by the AWPCA, any substances or parameters at any location.

C. BYPASS AND UPSET

1. Bypass

- a. Any bypass is prohibited except as provided in b. and c. below:
- b. A bypass is not prohibited if:
 - (1) It does not cause any discharge limitation specified in Provision I. A. of this permit to be exceeded;

- (2) It enters the same receiving stream as the permitted outfall; and
 - (3) It is necessary for essential maintenance of a treatment or control facility or system to assure efficient operation of such facility or system.
- c. A bypass is not prohibited and need not meet the discharge limitations specified in Provision I. A. of this permit if:
- (1) It is unavoidable to prevent loss of life, personal injury, or severe property damage;
 - (2) There are no feasible alternatives to the bypass, such as the use of auxiliary treatment facilities, retention of untreated wastes, or maintenance during normal periods of equipment downtime (this condition is not satisfied if adequate back-up equipment should have been installed in the exercise of reasonable engineering judgment to prevent a bypass which occurred during normal periods of equipment downtime or preventive maintenance); and
 - (3) The permittee submits a written request for authorization to bypass to the Director at least ten (10) days prior to the anticipated bypass (if possible), the permittee is granted such authorization, and the permittee complies with any conditions imposed by the Director to minimize any adverse impact on human health or the environment resulting from the bypass.
- d. The permittee has the burden of establishing that each of the conditions of Provision II.C.1.b. or c. have been met to qualify for an exception to the general prohibition against bypassing contained in a. and an exemption, where applicable, from the discharge limitations specified in Provision I. A. of this permit.
2. Upset
- a. A discharge which results from an upset need not meet the discharge limitations specified in Provision I. A. of this permit if:
- (1) No later than 24-hours after becoming aware of the occurrence of the upset, the permittee orally reports the occurrence and circumstances of the upset to the Director or his designee; and
 - (2) No later than five (5) days after becoming aware of the occurrence of the upset, the permittee furnishes the Director with evidence, including properly signed, contemporaneous operating logs, or other relevant evidence, demonstrating that (i) an upset occurred; (ii) the permittee can identify the specific cause(s) of the upset; (iii) the permittee's facility was being properly operated at the time of the upset; and (iv) the permittee promptly took all reasonable steps to minimize any adverse impact on human health or the environment resulting from the upset.
- b. - The permittee has the burden of establishing that each of the conditions of Provision II. C.2.a. of this permit have been met to qualify for an exemption from the discharge limitations specified in Provision I.A. of this permit.

D. DUTY TO COMPLY WITH PERMIT, RULES, AND STATUTES

1. Duty to Comply
 - a. The permittee must comply with all conditions of this permit. Any permit noncompliance constitutes a violation of the AWPCA and the FWPCA and is grounds for enforcement action, for permit termination, revocation and reissuance, suspension, modification; or denial of a permit renewal application.
 - b. The necessity to halt or reduce production or other activities in order to maintain compliance with the conditions of the permit shall not be a defense for a permittee in an enforcement action.
 - c. The discharge of a pollutant from a source not specifically identified in the permit application for this permit and not specifically included in the description of an outfall in this permit is not authorized and shall constitute noncompliance with this permit.
 - d. The permittee shall take all reasonable steps, including cessation of production or other activities, to minimize or prevent any violation of this permit or to minimize or prevent any adverse impact of any permit violation.
 - e. Nothing in this permit shall be construed to preclude and negate the permittee's responsibility or liability to apply for, obtain, or comply with other ADEM, Federal, State, or Local Government permits, certifications, licenses, or other approvals.

2. Removed Substances

Solids, sludges, filter backwash, or any other pollutant or other waste removed in the course of treatment or control of wastewaters shall be disposed of in a manner that complies with all applicable Department Rules.

3. Loss or Failure of Treatment Facilities

Upon the loss or failure of any treatment facilities, including but not limited to the loss or failure of the primary source of power of the treatment facility, the permittee shall, where necessary to maintain compliance with the discharge limitations specified in Provision I. A. of this permit, or any other terms or conditions of this permit, cease, reduce, or otherwise control production and/or all discharges until treatment is restored. If control of discharge during loss or failure of the primary source of power is to be accomplished by means of alternate power sources, standby generators, or retention of inadequately treated effluent, the permittee must furnish to the Director within six months a certification that such control mechanisms have been installed.

4. Compliance with Statutes and Rules

- a. This permit has been issued under ADEM Administrative Code, Chapter 335-6-6. All provisions of this chapter, that are applicable to this permit, are hereby made a part of this permit. A copy of this chapter may be obtained for a small charge from the Office of General Counsel, Alabama Department of Environmental Management, 1400 Coliseum Blvd., Montgomery, AL 36130.
- b. This permit does not authorize the noncompliance with or violation of any Laws of the State of Alabama or the United States of America or any regulations or rules implementing such laws. FWPCA, 33 U.S.C. Section 1319, and Code of Alabama 1975, Section 22-22-14.

E. PERMIT TRANSFER, MODIFICATION, SUSPENSION, REVOCATION, AND REISSUANCE

1. Duty to Reapply or Notify of Intent to Cease Discharge

- a. If the permittee intends to continue to discharge beyond the expiration date of this permit, the permittee shall file a complete permit application for reissuance of this permit at least 180 days prior to its expiration. If the permittee does not intend to continue discharge beyond the expiration of this permit, the permittee shall submit written notification of this intent which shall be signed by an individual meeting the signatory requirements for a permit application as set forth in ADEM Administrative Code Rule 335-6-6-.09.
- b. Failure of the permittee to apply for reissuance at least 180 days prior to permit expiration will void the automatic continuation of the expiring permit provided by ADEM Administrative Code Rule 335-6-6-.06 and should the permit not be reissued for any reason any discharge after expiration of this permit will be an unpermitted discharge.

2. Change in Discharge

- a. The permittee shall apply for a permit modification at least 180 days in advance of any facility expansion, production increase, process change, or other action that could result in the discharge of additional pollutants or increase the quantity of a discharged pollutant such that existing permit limitations would be exceeded or that could result in an additional discharge point. This requirement applies to pollutants that are or that are not subject to discharge limitations in this permit. No new or increased discharge may begin until the Director has authorized it by issuance of a permit modification or a reissued permit.
- b. The permittee shall notify the Director as soon as it is known or there is reason to believe:
 - (1) That any activity has occurred or will occur which would result in the discharge on a routine or frequent basis, of any toxic pollutant which is not limited in this permit, if that discharge will exceed the highest of the following notification levels:
 - (a) one hundred micrograms per liter;
 - (b) two hundred micrograms per liter for acrolein and acrylonitrile; five hundred micrograms per liter for 2,4-dinitrophenol and for 2-methyl-4,6-dini-trophenol; and one milligram per liter for antimony;
 - (c) five times the maximum concentration value reported for that pollutant in the permit application; or
 - (2) That any activity has occurred or will occur which would result in any discharge, on a non-routine or infrequent basis, of a toxic pollutant which is not limited in the permit, if that discharge will exceed the highest of the following notification levels:
 - (a) five hundred micrograms per liter;
 - (b) one milligram per liter for antimony;
 - (c) ten times the maximum concentration value reported for that pollutant in the permit application.

3. Transfer of Permit

This permit may not be transferred or the name of the permittee changed without notice to the Director and subsequent modification or revocation and reissuance of the permit to identify the new permittee and to incorporate any other changes as may be required under the FWPCA or AWPCA. In the case of a change in name, ownership or control of the permittee's premises only, a request for permit modification in a format acceptable to the Director is required at least 30 days prior to the change. In the case of a change in name, ownership or control of the permittee's premises accompanied by a change or proposed change in effluent characteristics, a complete permit application is required to be submitted to the Director at least 180 days prior to the change. Whenever the Director is notified of a change in name, ownership or control, he may decide not to modify the existing permit and require the submission of a new permit application.

4. Permit Modification and Revocation

a. This permit may be modified or revoked and reissued, in whole or in part, during its term for cause, including but not limited to, the following:

- (1) If cause for termination under Provision II. E. 5. of this permit exists, the Director may choose to revoke and reissue this permit instead of terminating the permit;
- (2) If a request to transfer this permit has been received, the Director may decide to revoke and reissue or to modify the permit; or
- (3) If modification or revocation and reissuance is requested by the permittee and cause exists, the Director may grant the request.

b. This permit may be modified during its term for cause, including but not limited to, the following:

- (1) If cause for termination under Provision II. E. 5. of this permit exists, the Director may choose to modify this permit instead of terminating this permit;
- (2) There are material and substantial alterations or additions to the facility or activity generating wastewater which occurred after permit issuance which justify the application of permit conditions that are different or absent in the existing permit;
- (3) The Director has received new information that was not available at the time of permit issuance and that would have justified the application of different permit conditions at the time of issuance;
- (4) A new or revised requirement(s) of any applicable standard or limitation is promulgated under Sections 301(b)(2)(C), (D), (E), and (F), and 307(a)(2) of the FWPCA;
- (5) Errors in calculation of discharge limitations or typographical or clerical errors were made;
- (6) To the extent allowed by ADEM Administrative Code, Rule 335-6-6-.17, when the standards or regulations on which the permit was based have been changed by promulgation of amended standards or regulations or by judicial decision after the permit was issued;
- (7) To the extent allowed by ADEM Administrative Code, Rule 335-6-6-.17, permits may be modified to change compliance schedules;
- (8) To agree with a granted variance under 301(c), 301(g), 301(h), 301(k), or 316(a) of the FWPCA or for fundamentally different factors;
- (9) To incorporate an applicable 307(a) FWPCA toxic effluent standard or prohibition;
- (10) When required by the reopener conditions in this permit;
- (11) When required under 40 CFR 403.8(e) (compliance schedule for development of pretreatment program);
- (12) Upon failure of the state to notify, as required by Section 402(b)(3) of the FWPCA, another state whose waters may be affected by a discharge permitted by this permit;
- (13) When required to correct technical mistakes, such as errors in calculation, or mistaken interpretations of law made in determining permit conditions; or
- (14) When requested by the permittee and the Director determines that the modification has cause and will not result in a violation of federal or state law, regulations or rules.

5. Permit Termination

This permit may be terminated during its term for cause, including but not limited to, the following:

- a. Violation of any term or condition of this permit;
- b. The permittee's misrepresentation or failure to disclose fully all relevant facts in the permit application or during the permit issuance process or the permittee's misrepresentation of any relevant facts at any time;
- c. Materially false or inaccurate statements or information in the permit application or the permit;
- d. A change in any condition that requires either a temporary or permanent reduction or elimination of the permitted discharge;
- e. The permittee's discharge threatens human life or welfare or the maintenance of water quality standards;
- f. Permanent closure of the facility generating the wastewater permitted to be discharged by this permit or permanent cessation of wastewater discharge;
- g. New or revised requirements of any applicable standard or limitation that is promulgated under Sections 301(b)(2)(C), (D), (E), and (F), and 307(a)(2) of the FWPCA that the Director determines cannot be complied with by the permittee;
or
- h. Any other cause allowed by the ADEM Administrative Code, Chapter 335-6-6.

6. Permit Suspension

This permit may be suspended during its term for noncompliance until the permittee has taken action(s) necessary to achieve compliance.

7. Request for Permit Action Does Not Stay Any Permit Requirement

The filing of a request by the permittee for modification, suspension or revocation of this permit, in whole or in part, does not stay any permit term or condition.

F. COMPLIANCE WITH TOXIC POLLUTANT STANDARD OR PROHIBITION

If any applicable effluent standard or prohibition (including any schedule of compliance specified in such effluent standard or prohibition) is established under Section 307(a) of the FWPCA, 33 U.S.C. Section 1317(a), for a toxic pollutant discharged by the permittee and such standard or prohibition is more stringent than any discharge limitation on the pollutant specified in Provision I. A. of this permit, or controls a pollutant not limited in Provision I. A. of this permit, this permit shall be modified to conform to the toxic pollutant effluent standard or prohibition and the permittee shall be notified of such modification. If this permit has not been modified to conform to the toxic pollutant effluent standard or prohibition before the effective date of such standard or prohibition, the permittee shall attain compliance with the requirements of the standard or prohibition within the time period required by the standard or prohibition and shall continue to comply with the standard or prohibition until this permit is modified or reissued.

G. DISCHARGE OF WASTEWATER GENERATED BY OTHERS

The discharge of wastewater, generated by any process, facility, or by any other means not under the operational control of the permittee or not identified in the application for this permit or not identified specifically in the description of an outfall in this permit is not authorized by this permit.

PART III OTHER PERMIT CONDITIONS

A. CIVIL AND CRIMINAL LIABILITY

1. Tampering

Any person who falsifies, tampers with, or knowingly renders inaccurate any monitoring device or method required to be maintained or performed under the permit shall, upon conviction, be subject to penalties as provided by the AWPCA.

2. False Statements

Any person who knowingly makes any false statement, representation, or certification in any record or other document submitted or required to be maintained under this permit, including monitoring reports or reports of compliance or noncompliance shall, upon conviction, be subject to penalties as provided by the AWPCA.

3. Permit Enforcement

a. Any NPDES permit issued or reissued by the Department is a permit for the purpose of the AWPCA and the FWPCA and as such any terms, conditions, or limitations of the permit are enforceable under state and federal law.

b. Any person required to have a NPDES permit pursuant to ADEM Administrative Code Chapter 335-6-6 and who discharges pollutants without said permit, who violates the conditions of said permit, who discharges pollutants in a manner not authorized by the permit, or who violates applicable orders of the Department or any applicable rule or standard of the Department, is subject to any one or combination of the following enforcement actions under applicable state statutes.

(1) An administrative order requiring abatement, compliance, mitigation, cessation, clean-up, and/or penalties;

(2) An action for damages;

(3) An action for injunctive relief; or

(4) An action for penalties.

c. If the permittee is not in compliance with the conditions of an expiring or expired permit the Director may choose to do any or all of the following provided the permittee has made a timely and complete application for reissuance of the permit:

(1) initiate enforcement action based upon the permit which has been continued;

(2) issue a notice of intent to deny the permit reissuance. If the permit is denied, the owner or operator would then be required to cease the activities authorized by the continued permit or be subject to enforcement action for operating without a permit;

(3) reissue the new permit with appropriate conditions; or

(4) take other actions authorized by these rules and AWPCA.

4. Relief from Liability

Except as provided in Provision II.C.1 (Bypass) and Provision II.C.2 (Upset), nothing in this permit shall be construed to relieve the permittee of civil or criminal liability under the AWPCA or FWPCA for noncompliance with any term or condition of this permit.

B. OIL AND HAZARDOUS SUBSTANCE LIABILITY

Nothing in this permit shall be construed to preclude the institution of any legal action or relieve the permittee from any responsibilities, liabilities or penalties to which the permittee is or may be subject under Section 311 of the FWPCA, 33 U.S.C. Section 1321.

C. PROPERTY AND OTHER RIGHTS

This permit does not convey any property rights in either real or personal property, or any exclusive privileges, nor does it authorize any injury to persons or property or invasion of other private rights, trespass, or any infringement of federal, state, or local laws or regulations, nor does it authorize or approve the construction of any physical structures or facilities or the undertaking of any work in any waters of the state or of the United States.

D. AVAILABILITY OF REPORTS

Except for data determined to be confidential under Code of Alabama 1975, Section 22-22-9(c), all reports prepared in accordance with the terms of this permit shall be available for public inspection at the offices of the Department. Effluent data shall not be considered confidential.

E. EXPIRATION OF PERMITS FOR NEW OR INCREASED DISCHARGES

1. If this permit was issued for a new discharger or new source, this permit shall expire eighteen months after the issuance date if construction of the facility has not begun during the eighteen-month period.
2. If this permit was issued or modified to allow the discharge of increased quantities of pollutants to accommodate the modification of an existing facility and if construction of this modification has not begun during the eighteen month period after issuance of this permit or permit modification, this permit shall be modified to reduce the quantities of pollutants allowed to be discharged to those levels that would have been allowed if the modification of the facility had not been planned.
3. Construction has begun when the owner or operator has:
 - a. begun, or caused to begin as part of a continuous on-site construction program:
 - (1) any placement, assembly, or installation of facilities or equipment; or
 - (2) significant site preparation work including clearing, excavation, or removal of existing buildings, structures, or facilities which is necessary for the placement, assembly, or installation of new source facilities or equipment; or
 - b. entered into a binding contractual obligation for the purpose of placement, assembly, or installation of facilities or equipment which are intended to be used in its operation within a reasonable time. Options to purchase or contracts which can be terminated or modified without substantial loss, and contracts for feasibility, engineering, and design studies do not constitute a contractual obligation under the paragraph. The entering into a lease with the State of Alabama for exploration and production of hydrocarbons shall also be considered beginning construction.

F. COMPLIANCE WITH WATER QUALITY STANDARDS

1. On the basis of the permittee's application, plans, or other available information, the Department has determined that compliance with the terms and conditions of this permit should assure compliance with the applicable water quality standards.
2. Compliance with permit terms and conditions notwithstanding, if the permittee's discharge(s) from point sources identified in Provision I. A. of this permit cause or contribute to a condition in contravention of state water quality standards, the Department may require abatement action to be taken by the permittee in emergency situations or modify the permit pursuant to the Department's Rules, or both.
3. If the Department determines, on the basis of a notice provided pursuant to this permit or any investigation, inspection or sampling, that a modification of this permit is necessary to assure maintenance of water quality standards or compliance with other provisions of the AWPCA or FWPCA, the Department may require such modification and, in cases of emergency, the Director may prohibit the discharge until the permit has been modified.

G. GROUNDWATER

Unless specifically authorized under this permit, this permit does not authorize the discharge of pollutants to groundwater. Should a threat of groundwater contamination occur, the Director may require groundwater monitoring to properly assess the degree of the problem and the Director may require that the Permittee undertake measures to abate any such discharge and/or contamination.

H. DEFINITIONS

1. Average monthly discharge limitation - means the highest allowable average of "daily discharges" over a calendar month, calculated as the sum of all "daily discharges" measured during a calendar month divided by the number of "daily discharges" measured during that month (zero discharge days shall not be included in the number of "daily discharges" measured and a less than detectable test result shall be treated as a concentration of zero if the most sensitive EPA approved method was used).
2. Average weekly discharge limitation - means the highest allowable average of "daily discharges" over a calendar week, calculated as the sum of all "daily discharges" measured during a calendar week divided by the number of "daily discharges" measured during that week (zero discharge days shall not be included in the number of "daily discharges" measured and a less than detectable test result shall be treated as a concentration of zero if the most sensitive EPA approved method was used).
3. Arithmetic Mean – means the summation of the individual values of any set of values divided by the number of individual values.

4. AWPCA - means the Alabama Water Pollution Control Act.
5. BOD – means the five-day measure of the pollutant parameter biochemical oxygen demand.
6. Bypass - means the intentional diversion of waste streams from any portion of a treatment facility.
7. CBOD – means the five-day measure of the pollutant parameter carbonaceous biochemical oxygen demand.
8. Daily discharge - means the discharge of a pollutant measured during any consecutive 24-hour period in accordance with the sample type and analytical methodology specified by the discharge permit.
9. Daily maximum - means the highest value of any individual sample result obtained during a day.
10. Daily minimum - means the lowest value of any individual sample result obtained during a day.
11. Day - means any consecutive 24-hour period.
12. Department - means the Alabama Department of Environmental Management.
13. Director - means the Director of the Department.
14. Discharge - means "[t]he addition, introduction, leaking, spilling or emitting of any sewage, industrial waste, pollutant or other wastes into waters of the state". Code of Alabama 1975, Section 22-22-1(b)(8).
15. Discharge Monitoring Report (DMR) - means the form approved by the Director to accomplish reporting requirements of an NPDES permit.
16. DO – means dissolved oxygen.
17. 8HC – means 8-hour composite sample, including any of the following:
 - a. The mixing of at least 5 equal volume samples collected at constant time intervals of not more than 2 hours over a period of not less than 8 hours between the hours of 6:00 a.m. and 6:00 p.m. If the sampling period exceeds 8 hours, sampling may be conducted beyond the 6:00 a.m. to 6:00 p.m. period.
 - b. A sample continuously collected at a constant rate over period of not less than 8 hours between the hours of 6:00 a.m. and 6:00 p.m. If the sampling period exceeds 8 hours, sampling may be conducted beyond the 6:00 a.m. to 6:00 p.m. period.
18. EPA - means the United States Environmental Protection Agency.
19. FC – means the pollutant parameter fecal coliform.
20. Flow – means the total volume of discharge in a 24-hour period.
21. FWPCA - means the Federal Water Pollution Control Act.
22. Geometric Mean – means the Nth root of the product of the individual values of any set of values where N is equal to the number of individual values. The geometric mean is equivalent to the antilog of the arithmetic mean of the logarithms of the individual values. For purposes of calculating the geometric mean, values of zero (0) shall be considered one (1).
23. Grab Sample – means a single influent or effluent portion which is not a composite sample. The sample(s) shall be collected at the period(s) most representative of the discharge.
24. Indirect Discharger – means a nondomestic discharger who discharges pollutants to a publicly owned treatment works or a privately owned treatment facility operated by another person.
25. Industrial User – means those industries identified in the Standard Industrial Classification manual, Bureau of the Budget 1967, as amended and supplemented, under the category “Division D – Manufacturing” and such other classes of significant waste producers as, by regulation, the Director deems appropriate.
26. MGD – means million gallons per day.
27. Monthly Average – means, other than for fecal coliform bacteria, the arithmetic mean of the entire composite or grab samples taken for the daily discharges collected in one month period. The monthly average for fecal coliform bacteria is the geometric mean of daily discharge samples collected in a one month period. The monthly average for flow is the arithmetic mean of all flow measurements taken in a one month period.

28. New Discharger – means a person, owning or operating any building, structure, facility or installation:
 - a. from which there is or may be a discharge of pollutants;
 - b. that did not commence the discharge of pollutants prior to August 13, 1979, and which is not a new source; and
 - c. which has never received a final effective NPDES permit for dischargers at that site.
29. NH3-N – means the pollutant parameter ammonia, measured as nitrogen.
30. Permit application - means forms and additional information that is required by ADEM Administrative Code Rule 335-6-6-.08 and applicable permit fees.
31. Point source - means "any discernible, confined and discrete conveyance, including but not limited to any pipe, channel, ditch, tunnel, conduit, well, discrete fissure, container, rolling stock, concentrated animal feeding operation, or vessel or other floating craft, . . . from which pollutants are or may be discharged." Section 502(14) of the FWPCA, 33 U.S.C. Section 1362(14).
32. Pollutant - includes for purposes of this permit, but is not limited to, those pollutants specified in Code of Alabama 1975, Section 22-22-1(b)(3) and those effluent characteristics specified in Provision I. A. of this permit.
33. Privately Owned Treatment Works – means any devices or system which is used to treat wastes from any facility whose operator is not the operator of the treatment works, and which is not a "POTW".
34. Publicly Owned Treatment Works – means a wastewater collection and treatment facility owned by the State, municipality, regional entity composed of two or more municipalities, or another entity created by the State or local authority for the purpose of collecting and treating municipal wastewater.
35. Receiving Stream – means the "waters" receiving a "discharge" from a "point source".
36. Severe property damage - means substantial physical damage to property, damage to the treatment facilities which causes them to become inoperable, or substantial and permanent loss of natural resources which can reasonably be expected to occur in the absence of a bypass. Severe property damage does not mean economic loss caused by delays in production.
37. Significant Source – means a source which discharges 0.025 MGD or more to a POTW or greater than five percent of the treatment work's capacity, or a source which is a primary industry as defined by the U.S. EPA or which discharges a priority or toxic pollutant.
38. Solvent – means any virgin, used or spent organic solvent(s) identified in the F-Listed wastes (F001 through F005) specified in 40 CFR 261.31 that is used for the purpose of solubilizing other materials.
39. TKN – means the pollutant parameter Total Kjeldahl Nitrogen.
40. TON – means the pollutant parameter Total Organic Nitrogen.
41. TRC – means Total Residual Chlorine.
42. TSS – means the pollutant parameter Total Suspended Solids.
43. 24HC – means 24-hour composite sample, including any of the following:
 - a. the mixing of at least 12 equal volume samples collected at constant time intervals of not more than 2 hours over a period of 24 hours;
 - b. a sample collected over a consecutive 24-hour period using an automatic sampler composite to one sample. As a minimum, samples shall be collected hourly and each shall be no more than one twenty-fourth (1/24) of the total sample volume collected; or
 - c. a sample collected over a consecutive 24-hour period using an automatic composite sampler composited proportional to flow.
44. Upset - means an exceptional incident in which there is an unintentional and temporary noncompliance with technology-based permit discharge limitations because of factors beyond the reasonable control of the permittee. An upset does not include noncompliance to the extent caused by operational error, improperly designed treatment facilities, inadequate treatment facilities, lack of preventive maintenance, or careless or improper operation.

45. Waters - means "[a]ll waters of any river, stream, watercourse, pond, lake, coastal, ground or surface water, wholly or partially within the state, natural or artificial. This does not include waters which are entirely confined and retained completely upon the property of a single individual, partnership or corporation unless such waters are used in interstate commerce." Code of Alabama 1975, Section 22-22-1(b)(2). Waters "include all navigable waters" as defined in Section 502(7) of the FWPCA, 22 U.S.C. Section 1362(7), which are within the State of Alabama.
46. Week - means the period beginning at twelve midnight Saturday and ending at twelve midnight the following Saturday.
47. Weekly (7-day and calendar week) Average – is the arithmetic mean of all samples collected during a consecutive 7-day period or calendar week, whichever is applicable. The calendar week is defined as beginning on Sunday and ending on Saturday. Weekly averages shall be calculated for all calendar weeks with Saturdays in the month. If a calendar week overlaps two months (i.e., the Sunday is in one month and the Saturday in the following month), the weekly average calculated for the calendar week shall be included in the data for the month that contains the Saturday.

I. SEVERABILITY

The provisions of this permit are severable, and if any provision of this permit or the application of any provision of this permit to any circumstance is held invalid, the application of such provision to other circumstances, and the remainder of this permit, shall not be affected thereby.

PART IV ADDITIONAL REQUIREMENTS, CONDITIONS, AND LIMITATIONS

A. BEST MANAGEMENT PRACTICES (BMP) PLAN REQUIREMENTS

1. BMP Plan

The permittee shall develop and implement a Best Management Practices (BMP) Plan which prevents, or minimizes the potential for, the release of pollutants from ancillary activities, including material storage areas; plant site runoff; in-plant transfer, process and material handling areas; loading and unloading operations, and sludge and waste disposal areas, to the waters of the State through plant site runoff; spillage or leaks; sludge or waste disposal; or drainage from raw material storage.

2. Plan Content

The permittee shall prepare and implement a best management practices (BMP) plan, which shall:

a. Establish specific objectives for the control of pollutants:

- (1) Each facility component or system shall be examined for its potential for causing a release of significant amounts of pollutants to waters of the State due to equipment failure, improper operation, natural phenomena such as rain or snowfall, etc.
- (2) Where experience indicates a reasonable potential for equipment failure (e.g., a tank overflow or leakage), natural condition (e.g. precipitation), or circumstances to result in significant amounts of pollutants reaching surface waters, the plan should include a prediction of the direction, rate of flow, and total quantity of pollutants which could be discharged from the facility as a result of each condition or circumstance.

b. Establish specific best management practices to meet the objectives identified under paragraph a. of this section, addressing each component or system capable of causing a release of significant amounts of pollutants to the waters of the State, and identifying specific preventative or remedial measures to be implemented;

c. Establish a program to identify and repair leaking equipment items and damaged containment structures, which may contribute to contaminated stormwater runoff. This program must include regular visual inspections of equipment, containment structures and of the facility in general to ensure that the BMP is continually implemented and effective;

d. Prevent the spillage or loss of fluids, oil, grease, gasoline, etc. from vehicle and equipment maintenance activities and thereby prevent the contamination of stormwater from these substances;

e. Prevent or minimize stormwater contact with material stored on site;

f. Designate by position or name the person or persons responsible for the day to day implementation of the BMP;

g. Provide for routine inspections, on days during which the facility is manned, of any structures that function to prevent stormwater pollution or to remove pollutants from stormwater and of the facility in general to ensure that the BMP is continually implemented and effective;

h. Provide for the use and disposal of any material used to absorb spilled fluids that could contaminate stormwater;

i. Develop a solvent management plan, if solvents are used on site. The solvent management plan shall include as a minimum lists of the solvents on site; the disposal method of solvents used instead of dumping, such as reclamation, contract hauling; and the procedures for assuring that solvents do not routinely spill or leak into the stormwater;

j. Provide for the disposal of all used oils, hydraulic fluids, solvent degreasing material, etc. in accordance with good management practices and any applicable state or federal regulations;

k. Include a diagram of the facility showing the locations where stormwater exits the facility, the locations of any structure or other mechanisms intended to prevent pollution of stormwater or to remove pollutants from stormwater, the locations of any collection and handling systems;

l. Provide control sufficient to prevent or control pollution of stormwater by soil particles to the degree required to maintain compliance with the water quality standard for turbidity applicable to the waterbody(s) receiving discharge(s) under this permit;

m. Provide spill prevention, control, and/or management sufficient to prevent or minimize contaminated stormwater runoff. Any containment system used to implement this requirement shall be constructed of materials compatible with the substance(s) contained and shall prevent the contamination of groundwater. The containment system shall also be

capable of retaining a volume equal to 110 percent of the capacity of the largest tank for which containment is provided;

- n. Provide and maintain curbing, diking or other means of isolating process areas to the extent necessary to allow segregation and collection for treatment of contaminated stormwater from process areas;
- o. Be reviewed by plant engineering staff and the plant manager; and
- p. Bear the signature of the plant manager.

3. Compliance Schedule

The permittee shall have reviewed (and revised if necessary) and fully implemented the BMP plan as soon as practicable but no later than six months after the effective date of this permit.

4. Department Review

- a. When requested by the Director or his designee, the permittee shall make the BMP available for Department review.
- b. The Director or his designee may notify the permittee at any time that the BMP is deficient and require correction of the deficiency.
- c. The permittee shall correct any BMP deficiency identified by the Director or his designee within 30 days of receipt of notification and shall certify to the Department that the correction has been made and implemented.

5. Administrative Procedures

- a. A copy of the BMP shall be maintained at the facility and shall be available for inspection by representatives of the Department.
- b. A log of the routine inspection required above shall be maintained at the facility and shall be available for inspection by representatives of the Department. The log shall contain records of all inspections performed for the last three years and each entry shall be signed by the person performing the inspection.
- c. The permittee shall provide training for any personnel required to implement the BMP and shall retain documentation of such training at the facility. This documentation shall be available for inspection by representatives of the Department. Training shall be performed prior to the date that implementation of the BMP is required.
- d. BMP Plan Modification. The permittee shall amend the BMP plan whenever there is a change in the facility or change in operation of the facility which materially increases the potential for the ancillary activities to result in a discharge of significant amounts of pollutants.
- e. BMP Plan Review. The permittee shall complete a review and evaluation of the BMP plan at least once every three years from the date of preparation of the BMP plan. Documentation of the BMP Plan review and evaluation shall be signed and dated by the Plant Manager.

ADEM PERMIT RATIONALE

PREPARED DATE: March 14, 2019
PREPARED BY: Scott Jackson

Permittee Name: ABB Installation Products Inc.
Facility Name: Former Augat Wiring Systems Plant No. 1
Permit Number: AL0067768

PERMIT IS REISSUANCE DUE TO EXPIRATION

DISCHARGE SERIAL NUMBERS & DESCRIPTIONS:

DSN001: Treated effluent from groundwater remediation.

INDUSTRIAL CATEGORY: NON-CATEGORICAL

MAJOR: N

STREAM INFORMATION:

Receiving Stream:	Unnamed Tributary to Galbraith Mill Creek
Classification:	Fish & Wildlife
River Basin:	Alabama
7Q10:	0.0 cfs
7Q2:	0.0 cfs
1Q10:	0.0 cfs
Annual Average Flow:	0.0 cfs
303(d) List:	NO
Impairment:	N/A
TMDL:	NO

DISCUSSION:

The former Augat Wiring Systems site is currently used for storage by various tenants. ABB Installation Products Inc. (formerly known as Thomas and Betts Corp.) currently operates, maintains, and monitors a groundwater pump and treatment remediation system at the site. The groundwater remediation system pumps Volatile Organic Compound (VOCs) impacted groundwater and treats the groundwater using a shallow tray air stripper.

ADEM Administrative Rule 335-6-10-.12 requires applicants to new or expanded discharges to Tier II waters demonstrate that the proposed discharge is necessary for important economic or social development in the area in which the waters are located. The application submitted by the facility is not for a new or expanded discharge. Therefore, the applicant is not required to demonstrate that the discharge is necessary for economic and social development.

EPA has not promulgated specific guidelines for the discharges covered under the proposed permit. Proposed permit limits are based on Best Professional Judgment. The proposed frequencies are based on a review of site specific conditions and an evaluation of similar facilities.

0011: Treated effluent from groundwater remediation.

<u>Parameter</u>	<u>Monthly Avg Loading</u>	<u>Daily Max Loading</u>	<u>Daily Min Concentration</u>	<u>Monthly Avg Concentration</u>	<u>Daily Max Concentration</u>	<u>Sample Frequency</u>	<u>Sample Type</u>	<u>Basis*</u>
pH	-	-	6.0 S.U.	-	8.5 S.U.	Monthly	Grab	WQBEL
Tetrachloroethylene	-	-	-	1.92 ug/l	3.84 ug/l	Monthly	Grab	WQBEL
Trichloroethylene	-	-	-	17.5 ug/l	35 ug/l	Monthly	Grab	WQBEL
Flow, In Conduit or Thru Treatment Plant	-	REPORT MGD	-	-	-	Monthly	Instantaneous	BPJ

*Basis for Permit Limitation

- BPJ – Best Professional Judgment
- WQBEL – Water Quality Based Effluent Limits
- EGL – Federal Effluent Guideline Limitations
- 303(d) – 303(d) List of Impaired Waters
- TMDL – Total Maximum Daily Load Requirements

Discussion

Best Professional Judgment (BPJ)

The parameters of concern for this facility are based on the parameters of concern listed in EPA form 2C and from the current permit. These parameters are consistent with similar facilities in the state and have been proven to be reflective of the operations at this facility. The parameters with specific limits are discussed below:

Water Quality Based Effluent Limits (WOBEL)

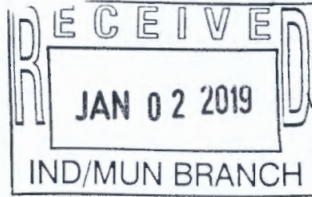
Tetrachloroethylene and Trichloroethylene

The monthly average concentration limits for Tetrachloroethylene and Trichloroethylene are based on the Water Quality Criteria for the Human Health Consumption of Fish. The daily maximum limits for each parameter are derived by multiplying the monthly average limit by a factor of 2. Based on historic data submitted by the facility and the activities occurring onsite, it is proposed that monitoring for these parameters continue to be limited as in the current permit with a monthly sampling frequency.

pH

ADEM Administrative Code, Division 6 Regulations, specifically 335-6-10-.09(5)(e)(2) – Specific Water Quality for Fish & Wildlife classified streams states: “Sewage, industrial waste or other wastes shall not cause the pH to deviate more than one unit from then normal or natural pH, nor be less than 6.0, nor greater than 8.5 standard units.” pH shall be limited between 6.0-8.5 S.U. and continue at a monthly sampling frequency.

Best Management Practices (BMPs) are believed to be the most effective way to control the contamination of stormwater from areas of industrial activities. This facility is required to maintain a BMP plan. The requirements of the BMP plan call for minimization of stormwater contact with waste materials, products and by-products, and for prevention of spills or loss of fluids from equipment maintenance activities. The effectiveness of the BMPs will be measured through the monitoring of the pollutants of concern.



wood.

Wood Environment & Infrastructure Solutions, Inc.
4000 Meadow Lake Drive; Suite 125
Birmingham, Alabama 35216
T: 205-980-6402
www.woodplc.com



January 2, 2019

Mr. Scott Ramsey
Chief, Industrial Section, Water Division
Alabama Department of Environmental Management
PO Box 301463
Montgomery, AL, 36130-1463

Subject: **Permit Reissuance Application – NPDES Permit No. AL0067768
Former Augat Wiring Systems Facility – Plant 1
2745 Gunter Park West
Montgomery, Alabama
Wood Project No. 7630181565**


Dear Mr. Ramsey:

Please find attached the permit reissuance application (Attachment 1) for the Former Augat Wiring Systems Facility National Pollutant Discharge Elimination System (NPDES) Permit No. AL0067768 (the Permit) for the 2745 Gunter Park West, Montgomery, Alabama property. Please note that ABB Installation Products, Inc. has assumed signing authority for the Permit (Attachment 2). As noted in the April 25, 2018 communication from ADEM, the Permit for the site will expire on June 30, 2019 (Attachment 3). ABB Installation Products, Inc., is submitting the permit reissuance application forms (EPA Form 1 and ADEM Form 187) in this submittal. Samples for EPA Form 2C have been collected and are currently being analyzed. EPA Form 3510-2C will be submitted as soon as those results are available (estimated to be 1/11/19). Please feel free to contact Ms. Leslie Noble at 205-733-7617 or Mr. Tim Smith at 251-433-0880 x4017 if you have any questions.



Sincerely,

Wood Environment & Infrastructure Solutions, Inc.



Leslie Noble, P.G.
Associate Geologist



Tim Smith, P.E.
Duly Authorized Representative/
Associate Engineer

Attachments:

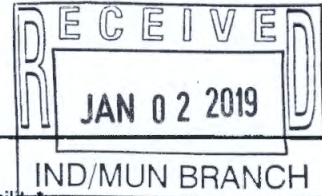
- Attachment 1 – Permit Reissuance Application (Two Copies)
- Attachment 2 - Transfer of Signing Authority
- Attachment 3 – ADEM Permit Expiration Notice



**ALABAMA DEPARTMENT OF ENVIRONMENTAL MANAGEMENT (ADEM)
NPDES INDIVIDUAL PERMIT APPLICATION
SUPPLEMENTARY INFORMATION FOR INDUSTRIAL FACILITIES**

Instructions: This form should be used to submit the required supplementary information for an application for an NPDES individual permit for industrial facilities. The completed application should be submitted to ADEM in duplicate. If insufficient space is available to address any item, please continue on an attached sheet of paper. Please mark "N/A" in the appropriate box when an item is not applicable to the applicant. Please type or print legibly in blue or black ink. Mail the completed application to

ADEM-Water Division
Industrial Section
P O Box 301463
Montgomery, AL 36130-1463



PURPOSE OF THIS APPLICATION

- Initial Permit Application for New Facility* Initial Permit Application for Existing Facility
 Modification of Existing Permit Reissuance of Existing Permit
 Revocation & Reissuance of Existing Permit * An application for participation in the ADEM's Electronic Environmental (E2) Reporting must be submitted to allow permittee to electronically submit reports as required.

SECTION A – GENERAL INFORMATION

1. Facility Name: Former Augat Wiring Systems Plant No. 1
- a. Operator Name: ABB Installation Products Inc.
- b. Is the operator identified in A.1.a, the owner of the facility? Yes No
 If no, provide name and address of the operator and submit information indicating the operator's scope of responsibility for the facility.
ABB Installation Products Inc., 131 Phoenix Crossing, Bloomfield, CT, 06002 - Operation, maintenance, and monitoring of groundwater pump and treatment system.
2. NPDES Permit Number: AL 0 0 6 7 7 6 8 (not applicable if initial permit application)
3. SID Permit Number (if applicable): IU _____ - _____ - _____
4. NPDES General Permit Number (if applicable): ALG _____
5. Facility Physical Location: (Attach a map with location marked; street, route no. or other specific identifier)
 Street: 2745 Gunter Park Drive West (see Figure 1 with General Form 1 for map)
 City: Montgomery County: Montgomery State: AL Zip: 36109
 Facility Location (Front Gate): Latitude: 32° 24' 29.32" Longitude: 86° 14' 16.46"
6. Facility Mailing Address: 131 Phoenix Crossing
 City: Bloomfield County: Hartford State: CT Zip: 06002
7. Responsible Official (as described on the last page of this application):
 Name and Title: Keith Knauerhase, Assistant Secretary, ABB Installation Products Inc.
 Address: 131 Phoenix Crossing
 City: Bloomfield State: CT Zip: 06002
 Phone Number: 860-969-5301 Email Address: keith.r.knauerhase@us.abb.com
8. Designated Facility Contact:
 Name and Title: Robin Staszak, Environmental Project Manager
 Phone Number: 860-969-5275 Email Address: robin.m.staszak@us.abb.com

9. Designated Discharge Monitoring Report (DMR) Contact:

Name and Title: Tim Smith, Wood, Associate Engineer

Phone Number: 251-433-0880

Email Address: timothy.smith@woodplc.com

10. Type of Business Entity:

- Corporation
- General Partnership
- Limited Partnership
- Limited Liability Company
- Sole Proprietorship
- Other (Please Specify) _____

11. Complete this section if the Applicant's business entity is a Corporation

a) Location of Incorporation:

Address: 131 Phoenix Crossing

City: Bloomfield

County: Hartford

State: CT

Zip: 06002

b) Parent Corporation of Applicant:

Name: _____

Address: _____

City: _____

State: _____

Zip: _____

c) Subsidiary Corporation(s) of Applicant:

Name: _____

Address: _____

City: _____

State: _____

Zip: _____

d) Corporate Officers:

Name: _____

Address: _____

City: _____

State: _____

Zip: _____

Name: _____

Address: _____

City: _____

State: _____

Zip: _____

e) Agent designated by the corporation for purposes of service:

Name: _____

Address: _____

City: _____

State: _____

Zip: _____

12. If the Applicant's business entity is a Partnership, please list the general partners.

Name: _____

Name: _____

Address: _____

Address: _____

City: _____ State: _____ Zip: _____

City: _____ State: _____ Zip: _____

13. If the Applicant's business entity is a Proprietorship, please enter the proprietor's information.

Name: _____

Address: _____

City: _____ State: _____ Zip: _____

14. Permit numbers for Applicant's previously issued NPDES Permits and identification of any other State of Alabama Environmental Permits presently held by the Applicant, its parent corporation, or subsidiary corporations within the State of Alabama:

<u>Permit Name</u>	<u>Permit Number</u>	<u>Held By</u>
NPDES Permit	AL0067768	ABB, Inc.
NPDES Permit	AL0072222	ABB, Inc.

15. Identify all Administrative Complaints, Notices of Violation, Directives, Administrative Orders, or Litigation concerning water pollution, if any, against the Applicant, its parent corporation or subsidiary corporations within the State of Alabama within the past five years (attach additional sheets if necessary):

<u>Facility Name</u>	<u>Permit Number</u>	<u>Type of Action</u>	<u>Date of Action</u>
N/A			

SECTION B – BUSINESS ACTIVITY

1. Indicate applicable Standard Industrial Classification (SIC) Codes for all processes. If more than one applies, list in order of importance:

- a. _____
- b. _____
- c. _____
- d. _____
- e. _____
- f. _____

2. If your facility conducts or will be conducting any of the processes listed below (regardless of whether they generate wastewater, waste sludge, or hazardous waste), place a check beside the category of business activity (check all that apply):

Industrial Categories

- | | |
|---|--|
| <input type="checkbox"/> Aluminum Forming | <input type="checkbox"/> Metal Molding and Casting |
| <input type="checkbox"/> Asbestos Manufacturing | <input type="checkbox"/> Metal Products |
| <input type="checkbox"/> Battery Manufacturing | <input type="checkbox"/> Nonferrous Metals Forming |
| <input type="checkbox"/> Can Making | <input type="checkbox"/> Nonferrous Metals Manufacturing |
| <input type="checkbox"/> Canned and Preserved Fruit and Vegetables | <input type="checkbox"/> Oil and Gas Extraction |
| <input type="checkbox"/> Canned and Preserved Seafood | <input type="checkbox"/> Organic Chemicals Manufacturing |
| <input type="checkbox"/> Cement Manufacturing | <input type="checkbox"/> Paint and Ink Formulating |
| <input type="checkbox"/> Centralized Waste Treatment | <input type="checkbox"/> Paving and Roofing Manufacturing |
| <input type="checkbox"/> Carbon Black | <input type="checkbox"/> Pesticides Manufacturing |
| <input type="checkbox"/> Coal Mining | <input type="checkbox"/> Petroleum Refining |
| <input type="checkbox"/> Coil Coating | <input type="checkbox"/> Phosphate Manufacturing |
| <input type="checkbox"/> Copper Forming | <input type="checkbox"/> Photographic |
| <input type="checkbox"/> Electric and Electronic Components Manufacturing | <input type="checkbox"/> Pharmaceutical |
| <input type="checkbox"/> Electroplating | <input type="checkbox"/> Plastic & Synthetic Materials |
| <input type="checkbox"/> Explosives Manufacturing | <input type="checkbox"/> Plastics Processing Manufacturing |
| <input type="checkbox"/> Feedlots | <input type="checkbox"/> Porcelain Enamel |
| <input type="checkbox"/> Ferroalloy Manufacturing | <input type="checkbox"/> Pulp, Paper, and Fiberboard Manufacturing |
| <input type="checkbox"/> Fertilizer Manufacturing | <input type="checkbox"/> Rubber |
| <input type="checkbox"/> Foundries (Metal Molding and Casting) | <input type="checkbox"/> Soap and Detergent Manufacturing |
| <input type="checkbox"/> Glass Manufacturing | <input type="checkbox"/> Steam and Electric |
| <input type="checkbox"/> Grain Mills | <input type="checkbox"/> Sugar Processing |
| <input type="checkbox"/> Gum and Wood Chemicals Manufacturing | <input type="checkbox"/> Textile Mills |
| <input type="checkbox"/> Inorganic Chemicals | <input type="checkbox"/> Timber Products |
| <input type="checkbox"/> Iron and Steel | <input type="checkbox"/> Transportation Equipment Cleaning |
| <input type="checkbox"/> Leather Tanning and Finishing | <input type="checkbox"/> Waste Combustion |
| <input type="checkbox"/> Metal Finishing | <input type="checkbox"/> Other (specify) _____ |
| <input type="checkbox"/> Meat Products | |

A facility with processes inclusive in these business areas may be covered by Environmental Protection (EPA) categorical standards. These facilities are termed "categorical users" and should skip to question 2 of Section C.

3. Give a brief description of all operations at this facility including primary products or services (attach additional sheets if necessary):

The facility at the subject address is not currently owned or operated by ABB, Inc. The facility is the former location of Augat Wiring Systems. The facility is currently used for storage by various tenants. A groundwater pump and treat remediation system is operated, maintained, and monitored at the site by ABB, Inc. (formerly known as Thomas and Betts Corp.)

The groundwater remediation system pumps volatile organic compound impacted groundwater and treats the groundwater using a shallow tray air stripper.

The treated groundwater is discharged to the storm drain system (as allowed by the NPDES permit).

SECTION C – WASTEWATER DISCHARGE INFORMATION

Facilities that checked activities in B.2 and are considered Categorical Industrial Users should skip to C.2 of this section.

1. **For Non-Categorical Users Only:** Provide wastewater flows for each of the processes or proposed processes. Using the process flow schematic (Figure 1), enter the description that corresponds to each process. (The flow schematic should include all treatment units as well as monitoring and discharge points). [New facilities should provide estimates for each discharge.]

Process Description	Last 12 Months (gals/day)	Highest Flow Year of Last 5 (gals/day)	Discharge Type (batch, continuous, intermittent)
	Highest Month Avg. Flow	Monthly Avg. Flow	
Treated groundwater	49,000	50,000	continuous

If batch discharge occurs or will occur, indicate: [new facilities may estimate.]

- a. Number of batch discharges: _____ per day
- b. Average discharge per batch: _____ (GPD)
- c. Time of batch discharges _____ at _____
(days of week) (hours of day)
- d. Flow rate: _____ gallons/minute
- e. Percent of total discharge: _____

Non-Process Discharges (e.g. non-contact cooling water)	Last 12 Months (gals/day) Highest Month Avg. Flow	Highest Flow Year of Last 5 (gals/day) Monthly Avg. Flow
_____	_____	_____
_____	_____	_____

2. Complete this Section only if you are subject to Categorical Standards and plan to directly discharge the associated wastewater to a water of the State. If Categorical wastewater is discharged exclusively via an indirect discharge to a public or privately-owned treatment works, check "Yes" in the appropriate space below and proceed directly to part 2.c .

Yes

For Categorical Users: Provide the wastewater discharge flows or production (whichever is applicable by the effluent guidelines) for each of your processes or proposed processes. Using the process flow schematic (Figure 1, pg 14), enter the description that corresponds to each process. [New facilities should provide estimates for each discharge.]

2a.

Regulated Process	Applicable Category	Applicable Subpart	Type of Discharge Flow (batch, continuous, intermittent)
_____	_____	_____	_____
_____	_____	_____	_____
_____	_____	_____	_____

2b.

Process Description	Last 12 Months (gals/day), (lbs/day), etc. Highest Month Average*	Highest Flow Year of Last 5 (gals/day), (lbs/day), etc. Monthly Average*	Discharge Type (batch, continuous, intermittent)
_____	_____	_____	_____
_____	_____	_____	_____
_____	_____	_____	_____

* Reported values should be expressed in units of the applicable Federal production-based standard. For example, flow (MGD), production (pounds per day), etc.

If batch discharge occurs or will occur, indicate: [new facilities may estimate.]

- a. Number of batch discharges: _____ per day
- b. Average discharge per batch: _____ (GPD)
- c. Time of batch discharges _____ at _____
(days of week) (hours of day)
- d. Flow rate: _____ gallons/minute
- e. Percent of total discharge: _____

2c.

Non categorical Process Description	Last 12 Months (gals/day) Highest Month Avg. Flow	Highest Flow Year of Last 5 (gals/day) Monthly Avg. Flow	Discharge Type (batch, continuous, intermittent)
_____	_____	_____	_____
_____	_____	_____	_____
_____	_____	_____	_____

If batch discharge occurs or will occur, indicate: [new facilities may estimate.]

- a. Number of batch discharges: _____ per day
- b. Average discharge per batch: _____ (GPD)
- c. Time of batch discharges _____ at _____
(days of week) (hours of day)
- d. Flow rate: _____ gallons/minute
- e. Percent of total discharge: _____

2d.

Non-Process Discharges (e.g. non-contact cooling water)	Last 12 Months (gals/day) Highest Month Avg. Flow	Highest Flow Year of Last 5 (gals/day) Monthly Avg. Flow
_____	_____	_____
_____	_____	_____

All Applicants must complete C.3 – C.6.

3. Do you share an outfall with another facility? Yes No (If no, continue to C.4)

For each shared outfall, provide the following:

Applicant's Outfall No.	Name of Other Permittee/Facility	NPDES Permit No.	Where is sample collected by Applicant?
_____	_____	_____	_____
_____	_____	_____	_____
_____	_____	_____	_____

4. Do you have, or plan to have, automatic sampling equipment or continuous wastewater flow metering equipment at this facility?

- | | | | | |
|-----------------|--------------------|------------------------------|--|------------------------------|
| Current: | Flow Metering | <input type="checkbox"/> Yes | <input checked="" type="checkbox"/> No | <input type="checkbox"/> N/A |
| | Sampling Equipment | <input type="checkbox"/> Yes | <input checked="" type="checkbox"/> No | <input type="checkbox"/> N/A |
| Planned: | Flow Metering | <input type="checkbox"/> Yes | <input checked="" type="checkbox"/> No | <input type="checkbox"/> N/A |
| | Sampling Equipment | <input type="checkbox"/> Yes | <input checked="" type="checkbox"/> No | <input type="checkbox"/> N/A |

If so, please attach a schematic diagram of the sewer system indicating the present or future location of this equipment and describe the equipment below:

5. Are any process changes or expansions planned during the next three years that could alter wastewater volumes or characteristics?
 Yes No (If no, continue to C.6)
- Briefly describe these changes and their anticipated effects on the wastewater volume and characteristics:
- _____

6. List the trade name and chemical composition of all biocides and corrosion inhibitors used:

Trade Name	Chemical Composition
NA	

For each biocide and/or corrosion inhibitor used, please include the following information:

- (1) 96-hour median tolerance limit data for organisms representative of the biota of the waterway into which the discharge will ultimately reach,
- (2) quantities to be used,
- (3) frequencies of use,
- (4) proposed discharge concentrations, and
- (5) EPA registration number, if applicable

SECTION D – WATER SUPPLY

Water Sources (check as many as are applicable):

- Private Well
 Surface Water
 Municipal Water Utility (Specify City): _____
 Other (Specify): _____

IF MORE THAN ONE WELL OR SURFACE INTAKE, PROVIDE DATA FOR EACH ON AN ATTACHMENT

City: 0 MGD* Well: 0.05 MGD* Well Depth: 81 Ft. Latitude: 32° 24' 31" Longitude: 86° 14' 15"

Surface Intake Volume: 0 MGD* Intake Elevation in Relation to Bottom: _____ Ft.

Intake Elevation: _____ Ft. Latitude: _____ Longitude: _____

Name of Surface Water Source: _____

* MGD – Million Gallons per Day

Cooling Water Intake Structure Information

Complete D.1 and D.2 if your water supply is provided by an outside source and not by an onsite water intake structure? (e.g., another industry, municipality, etc...)

1. Does the provider of your source water operate a surface water intake? Yes No
 (If yes, continue, if no, go to Section E.)
 a) Name of Provider: _____ b) Location of Provider: _____
 c) Latitude: _____ Longitude: _____
2. Is the provider a public water system (defined as a system which provides water to the public for human consumption or which provides only treated water, not raw water)? Yes No (If yes, go to Section E, if no, continue.)

Only to be completed if you have a cooling water intake structure or the provider of your water supply uses an intake structure and does not treat the raw water.

3. Is any water withdrawn from the source water used for cooling? Yes No
4. Using the average monthly measurements over any 12-month period, approximately what percentage of water withdrawn is used exclusively for cooling purposes? _____%
5. Does the cooling water consist of treated effluent that would otherwise be discharged? Yes No
 (If yes, go to Section E, if no, complete D.6 – D.17)
6. a. Is the cooling water used in a once-through cooling system? Yes No
 b. Is the cooling water used in a closed cycle cooling system? Yes No

7. When was the intake installed? _____
(Please provide dates for all major construction/installation of intake components including screens)
8. What is the maximum intake volume? _____
(maximum pumping capacity in gallons per day)
9. What is the average intake volume? _____
(average intake pump rate in gallons per day average in any 30-day period)
10. What is the actual intake flow (AIF) as defined in 40 CFR §125.92(a)? _____ MGD
11. How is the intake operated? (e.g., continuously, intermittently, batch) _____
12. What is the mesh size of the screen on your intake? _____
13. What is the intake screen flow-through area? _____
14. What is the through-screen design intake flow velocity? _____ ft/sec
15. What is the through-screen actual velocity (in ft/sec)? _____ ft/sec
16. What is the mechanism for cleaning the screen? (e.g., does it rotate for cleaning) _____
17. Do you have any additional fish detraction technology on your intake? Yes No
18. Have there been any studies to determine the impact of the intake on aquatic organisms? Yes No (If yes, please provide.)
19. Attach a site map showing the location of the water intake in relation to the facility, shoreline, water depth, etc.

SECTION E – WASTE STORAGE AND DISPOSAL INFORMATION

Provide a description of the location of all sites involved in the storage of solids or liquids that could be accidentally discharged to a water of the state, either directly or indirectly via such avenues as storm water drainage, municipal wastewater systems, etc., which are located at the facility for which the NPDES application is being made. Where possible, the location should be noted on a map and included with this application:

Description of Waste	Description of Storage Location
NA	

Provide a description of the location of the ultimate disposal sites of solid or liquid waste by-products (such as sludges) from any wastewater treatment system located at the facility.

Description of Waste	Quantity (lbs/day)	Disposal Method*
NA		

*Indicate which wastes identified above are disposed of at an off-site treatment facility and which are disposed of on-site. If any wastes are sent to an off-site centralized waste treatment facility, identify the waste and the facility.

SECTION F – COASTAL ZONE INFORMATION

Is the discharge(s) located within the 10-foot elevation contour and within the limits of Mobile or Baldwin County? Yes No
If yes, complete items F.1 – F.12:

- | | | |
|---|--------------------------|--------------------------|
| | <u>Yes</u> | <u>No</u> |
| 1. Does the project require new construction? | <input type="checkbox"/> | <input type="checkbox"/> |
| 2. Will the project be a source of new air emissions? | <input type="checkbox"/> | <input type="checkbox"/> |

	<u>Yes</u>	<u>No</u>
3. Does the project involve dredging and/or filling of a wetland area or water way?	<input type="checkbox"/>	<input type="checkbox"/>
If Yes, has the Corps of Engineers (COE) permit been received?	<input type="checkbox"/>	<input type="checkbox"/>
COE Project No. _____		
4. Does the project involve wetlands and/or submersed grassbeds?	<input type="checkbox"/>	<input type="checkbox"/>
5. Are oyster reefs located near the project site?	<input type="checkbox"/>	<input type="checkbox"/>
If Yes, include a map showing project and discharge location with respect to oyster reefs		
6. Does the project involve the site development, construction and operation of an energy facility as defined in ADEM Admin. Code r. 335-8-1-.02(bb)?	<input type="checkbox"/>	<input type="checkbox"/>
7. Does the project involve mitigation of shoreline or coastal area erosion?	<input type="checkbox"/>	<input type="checkbox"/>
8. Does the project involve construction on beaches or dune areas?	<input type="checkbox"/>	<input type="checkbox"/>
9. Will the project interfere with public access to coastal waters?	<input type="checkbox"/>	<input type="checkbox"/>
10. Does the project lie within the 100-year floodplain?	<input type="checkbox"/>	<input type="checkbox"/>
11. Does the project involve the registration, sale, use, or application of pesticides?	<input type="checkbox"/>	<input type="checkbox"/>
12. Does the project propose or require construction of a new well or to alter an existing groundwater well to pump more than 50 gallons per day (GPD)?	<input type="checkbox"/>	<input type="checkbox"/>
If yes, has the applicable permit for groundwater recovery or for groundwater well installation been obtained?	<input type="checkbox"/>	<input type="checkbox"/>

SECTION G – ANTI-DEGRADATION EVALUATION

In accordance with 40 CFR §131.12 and the ADEM Admin. Code r. 335-6-10-.04 for anti-degradation, the following information must be provided, if applicable. It is the applicant's responsibility to demonstrate the social and economic importance of the proposed activity. If further information is required to make this demonstration, attach additional sheets to the application.

1. Is this a new or increased discharge that began after April 3, 1991? Yes No
 If yes, complete G.2 below. If no, go to Section H.

2. Has an Anti-Degradation Analysis been previously conducted and submitted to the Department for the new or increased discharge referenced in G.1? Yes No

If yes, do not complete this section. If no, and the discharge is to a Tier II waterbody as defined in ADEM Admin. Code r. 335-6-10-.12(4), complete G.2.A – G.2.F below and ADEM Forms 311 and 313 (attached). ADEM Form 313 must be provided for each alternative considered technically viable.

Information required for new or increased discharges to high quality waters:

- A. What environmental or public health problem will the discharger be correcting?

- B. How much will the discharger be increasing employment (at its existing facility or as the result of locating a new facility)?

- C. How much reduction in employment will the discharger be avoiding?

- D. How much additional state or local taxes will the discharger be paying?

- E. What public service to the community will the discharger be providing?

- F. What economic or social benefit will the discharger be providing to the community?

SECTION H – EPA Application Forms

All Applicants must submit EPA permit application forms. More than one application form may be required from a facility depending on the number and types of discharges or outfalls found. The EPA application forms are found on the Department's website at <http://www.adem.alabama.gov/programs/water/waterforms.cnt>. The EPA application forms must be submitted in duplicate as follows:

1. All applicants must submit Form 1.
2. Applicants for existing industrial facilities (including manufacturing facilities, commercial facilities, mining activities, and silvicultural activities) which discharge process wastewater must submit Form 2C.
3. Applicants for new industrial facilities which propose to discharge process wastewater must submit Form 2D.
4. Applicants for new and existing industrial facilities which discharge only non-process wastewater (i.e., non-contact cooling water and/or sanitary wastewater) must submit Form 2E.
5. Applicants for new and existing facilities whose discharge is composed entirely of storm water associated with industrial activity must submit Form 2F, unless exempted by § 122.26(c)(1)(ii). If the discharge is composed of storm water and non-storm water, the applicant must also submit Forms 2C, 2D, and/or 2E, as appropriate (in addition to Form 2F).

SECTION I – ENGINEERING REPORT/BMP PLAN REQUIREMENTS

See ADEM 335-6-6-.08(i) & (j)

SECTION J– RECEIVING WATERS

Outfall No.	Receiving Water(s)	303(d) Segment?		Included in TMDL?*	
DSN0011	Unnamed tributary to Galbraith Mill Creek	<input type="checkbox"/> Yes	<input checked="" type="checkbox"/> No	<input type="checkbox"/> Yes	<input checked="" type="checkbox"/> No
		<input type="checkbox"/> Yes	<input type="checkbox"/> No	<input type="checkbox"/> Yes	<input type="checkbox"/> No
		<input type="checkbox"/> Yes	<input type="checkbox"/> No	<input type="checkbox"/> Yes	<input type="checkbox"/> No
		<input type="checkbox"/> Yes	<input type="checkbox"/> No	<input type="checkbox"/> Yes	<input type="checkbox"/> No
		<input type="checkbox"/> Yes	<input type="checkbox"/> No	<input type="checkbox"/> Yes	<input type="checkbox"/> No


*If a TMDL Compliance Schedule is requested, the following should be attached as supporting documentation:

- (1) Justification for the requested Compliance Schedule (e.g. time for design and installation of control equipment, etc.);
- (2) Monitoring results for the pollutant(s) of concern which have not previously been submitted to the Department (sample collection dates, analytical results (mass and concentration), methods utilized, MDL/ML, etc. should be submitted as available);
- (3) Requested interim limitations, if applicable;
- (4) Date of final compliance with the TMDL limitations; and,
- (5) Any other additional information available to support requested compliance schedule.

SECTION K – APPLICATION CERTIFICATION

The information contained in this form must be certified by a responsible official as defined in ADEM Administrative Code r. 335-6-6-.09 "signatories to permit applications and reports" (see below).

"I certify under penalty of law that this document and all attachments were prepared under my direction or supervision in accordance with a system designed to assure that qualified personnel properly gather and evaluate the information submitted. Based on my inquiry of the person or persons who manage the system, or those persons directly responsible for gathering the information, the information submitted is, to the best of my knowledge and belief, true, accurate, and complete. I am aware that there are significant penalties for submitting false information including the possibility of fine and imprisonment for knowing violations."

Signature of Responsible Official:  Date Signed: 1/2/19

Name and Title: Keith Knauerhase, Assistant Secretary, ABB Installation Products Inc.

If the Responsible Official signing this application is not identified in Section A.7, provide the following information:

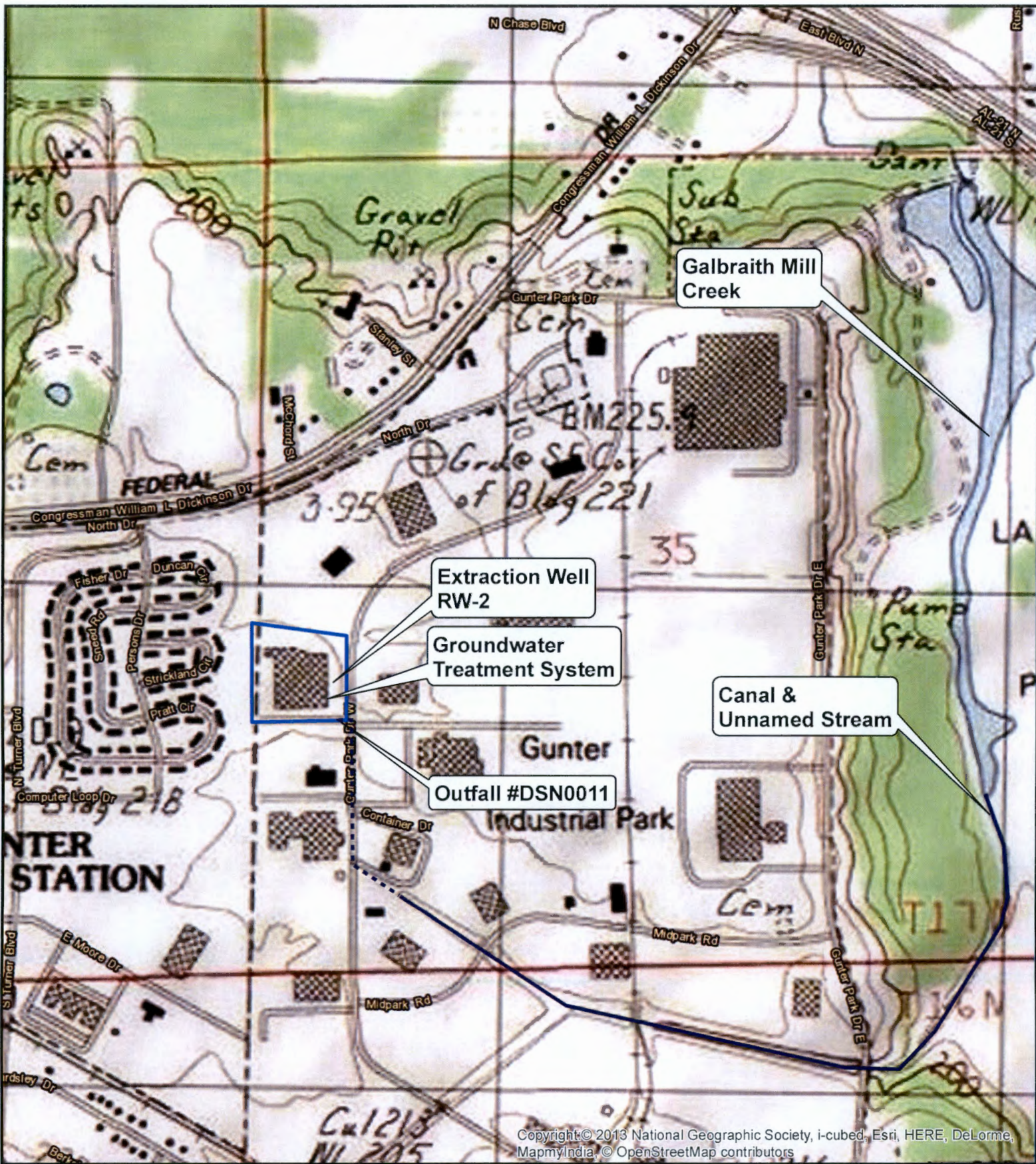
Mailing Address: _____

City: _____ State: _____ Zip: _____

Phone Number: _____ Email Address: _____

335-6-6-.09 SIGNATORIES TO PERMIT APPLICATIONS AND REPORTS.

- (1) The application for an NPDES permit shall be signed by a responsible official, as indicated below:
 - (a) In the case of a corporation, by a principal executive officer of at least the level of vice president, or a manager assigned or delegated in accordance with corporate procedures, with such delegation submitted in writing if required by the Department, who is responsible for manufacturing, production, or operating facilities and is authorized to make management decisions which govern the operation of the regulated facility;
 - (b) In the case of a partnership, by a general partner;
 - (c) In the case of a sole proprietorship, by the proprietor, or
 - (d) In the case of a municipal, state, federal, or other public entity, by either a principal executive officer, or ranking elected official.



Copyright © 2013 National Geographic Society, i-cubed, Esri, HERE, DeLorme, MapmyIndia, © OpenStreetMap contributors

Wood Environment & Infrastructure Solutions, Inc.
 169 Dauphin Street, Suite 320
 Mobile, Alabama 36602



CLIENT
ABB Installation Products, Inc.

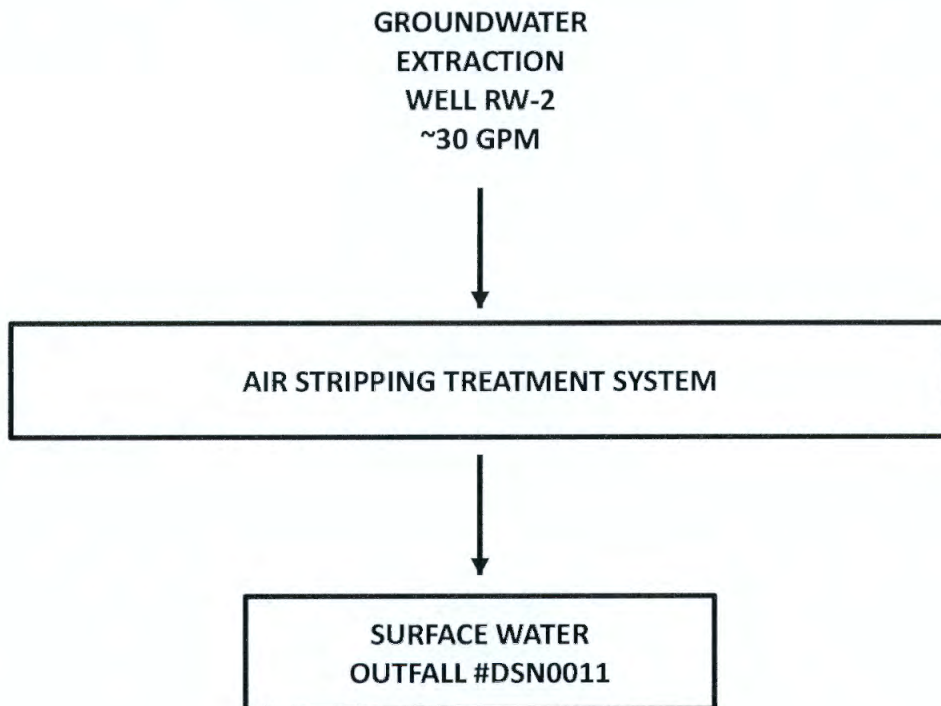
PROJECT
 Former Augat Wiring Systems Plant #1
 2745 Gunter Park Dr. W
 Montgomery, Alabama 36109

DWN BY	SH	DATUM	DATE
CHK'D BY	TS	REV. NO.	12/28/2018
			PROJECT NO. 7630181565

TITLE
FACILITY LOCATION MAP

0 205410 820 1,230 1,640 Feet
 FIGURE NO.
1

**SCHEMATIC OF WATER FLOW
GROUNDWATER REMEDIATION SYSTEM AT
FORMER AUGAT WIRING SYSTEMS
PLANT NUMBER 1
MONTGOMERY, ALABAMA**



Wood Environment & Infrastructure Solutions, Inc. 169 Dauphin Street, Suite 320 Mobile, Alabama 36602	N 	CLIENT <p style="text-align: center;">ABB Installation Products, Inc.</p>		
PROJECT Former Augat Wiring Systems Plant #1 2745 Gunter Park Dr. W Montgomery, Alabama 36109	DWN BY SH	DATUM	DATE 12/28/2018	
TITLE <p style="text-align: center;">SCHEMATIC OF WATER FLOW</p>	CHK'D BY TS	REV. NO.	PROJECT NO. 7630181565	
0 205410 820 1,230 1,640 Feet		FIGURE NO. <p style="text-align: right;">2</p>		

FORM 1 GENERAL		U.S. ENVIRONMENTAL PROTECTION AGENCY GENERAL INFORMATION <i>Consolidated Permits Program</i> <i>(Read the "General Instructions" before starting.)</i>	I. EPA I.D. NUMBER <table border="1" style="width:100%; border-collapse: collapse;"> <tr> <td style="width:5%; text-align: center;">A</td> <td style="width:85%;"></td> <td style="width:5%; text-align: center;">T/A</td> <td style="width:5%; text-align: center;">C</td> </tr> <tr> <td style="text-align: center;">F</td> <td style="text-align: center;">ALD 033 354 069</td> <td></td> <td style="text-align: center;">D</td> </tr> <tr> <td style="text-align: center;">1</td> <td style="text-align: center;">2</td> <td style="text-align: center;">12</td> <td style="text-align: center;">15</td> </tr> </table>	A		T/A	C	F	ALD 033 354 069		D	1	2	12	15
A		T/A	C												
F	ALD 033 354 069		D												
1	2	12	15												

LABEL ITEMS	PLEASE PLACE LABEL IN THIS SPACE	GENERAL INSTRUCTIONS If a preprinted label has been provided, affix it in the designated space. Review the information carefully. If any of it is incorrect, cross through it and enter the correct data in the appropriate fill-in area below. Also, if any of the preprinted data is absent (the area to the left of the label space lists the information that should appear), please provide it in the proper fill-in area(s) below. If the label is complete and correct, you need not complete Items I, III, V, and VI (except VI-B which must be completed regardless). Complete all items if no label has been provided. Refer to the instructions for detailed item descriptions and for the legal authorizations under which this data is collected.
I. EPA I.D. NUMBER		
III. FACILITY NAME		
V. FACILITY MAILING ADDRESS		
VI. FACILITY LOCATION		

II POLLUTANT CHARACTERISTICS

INSTRUCTIONS: Complete A through J to determine whether you need to submit any permit application forms to the EPA. If you answer "yes" to any questions, you must submit this form and the supplemental form listed in the parenthesis following the question. Mark "X" in the box in the third column if the supplemental form is attached. If you answer "no" to each question, you need not submit any of these forms. You may answer "no" if your activity is excluded from permit requirements; see Section C of the instructions. See also Section D of the instructions for definitions of bold-faced terms.

SPECIFIC QUESTIONS	Mark "X"			SPECIFIC QUESTIONS	Mark "X"		
	YES	NO	FORM ATTACHED		YES	NO	FORM ATTACHED
A. Is this facility a publicly owned treatment works which results in a discharge to waters of the U.S.? (FORM 2A)	<input type="checkbox"/>	<input checked="" type="checkbox"/>	<input type="checkbox"/>	B. Does or will this facility (either existing or proposed) include a concentrated animal feeding operation or aquatic animal production facility which results in a discharge to waters of the U.S.? (FORM 2B)	<input type="checkbox"/>	<input checked="" type="checkbox"/>	<input type="checkbox"/>
C. Is this a facility which currently results in discharges to waters of the U.S. other than those described in A or B above? (FORM 2C)	<input checked="" type="checkbox"/>	<input type="checkbox"/>	<input checked="" type="checkbox"/>	D. Is this a proposed facility (other than those described in A or B above) which will result in a discharge to waters of the U.S.? (FORM 2D)	<input type="checkbox"/>	<input checked="" type="checkbox"/>	<input type="checkbox"/>
E. Does or will this facility treat, store, or dispose of hazardous wastes? (FORM 3)	<input type="checkbox"/>	<input checked="" type="checkbox"/>	<input type="checkbox"/>	F. Do you or will you inject at this facility industrial or municipal effluent below the lowermost stratum containing, within one quarter mile of the well bore, underground sources of drinking water? (FORM 4)	<input type="checkbox"/>	<input checked="" type="checkbox"/>	<input type="checkbox"/>
G. Do you or will you inject at this facility any produced water or other fluids which are brought to the surface in connection with conventional oil or natural gas production, inject fluids used for enhanced recovery of oil or natural gas, or inject fluids for storage of liquid hydrocarbons? (FORM 4)	<input type="checkbox"/>	<input checked="" type="checkbox"/>	<input type="checkbox"/>	H. Do you or will you inject at this facility fluids for special processes such as mining of sulfur by the Frasch process, solution mining of minerals, in situ combustion of fossil fuel, or recovery of geothermal energy? (FORM 4)	<input type="checkbox"/>	<input checked="" type="checkbox"/>	<input type="checkbox"/>
I. Is this facility a proposed stationary source which is one of the 28 industrial categories listed in the instructions and which will potentially emit 100 tons per year of any air pollutant regulated under the Clean Air Act and may affect or be located in an attainment area? (FORM 5)	<input type="checkbox"/>	<input checked="" type="checkbox"/>	<input type="checkbox"/>	J. Is this facility a proposed stationary source which is NOT one of the 28 industrial categories listed in the instructions and which will potentially emit 250 tons per year of any air pollutant regulated under the Clean Air Act and may affect or be located in an attainment area? (FORM 5)	<input type="checkbox"/>	<input checked="" type="checkbox"/>	<input type="checkbox"/>

III. NAME OF FACILITY

c	1	SKIP Former Augat Wiring Systems Plant No.1
---	---	---

IV. FACILITY CONTACT

c	2	A. NAME & TITLE (last, first, & title) Staszak, Robin, Environmental Project Manager	B. PHONE (area code & no.) (860) 969-5275
---	---	---	--

V. FACILITY MAILING ADDRESS

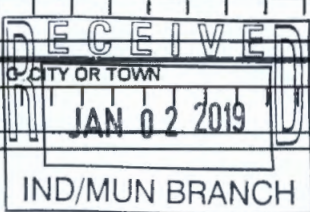
c	3	A. STREET OR P.O. BOX 131 Phoenix Crossing
---	---	---

c	4	B. CITY OR TOWN Bloomfield	C. STATE CT	D. ZIP CODE 06002
---	---	-------------------------------	----------------	----------------------

VI. FACILITY LOCATION

c	5	A. STREET, ROUTE NO. OR OTHER SPECIFIC IDENTIFIER 2745 Gunter Park Drive
---	---	---

c	6	B. COUNTY NAME Montgomery	D. STATE AL	E. ZIP CODE 36109	F. COUNTY CODE (if known)
---	---	------------------------------	----------------	----------------------	---------------------------




CONTINUED FROM THE FRONT

VII. SIC CODES (4-digit, in order of priority)			
A. FIRST		B. SECOND	
C	(specify)	C	(specify)
7		7	
15 16 - 18		19 18 - 18	
C. THIRD		D. FOURTH	
C	(specify)	C	(specify)
7		7	
15 16 - 18		15 18 - 18	

VIII. OPERATOR INFORMATION			
A. NAME			B. Is the name listed in Item VIII-A also the owner?
8 ABB Installation Products, Inc.			<input type="checkbox"/> YES <input checked="" type="checkbox"/> NO
C. STATUS OF OPERATOR (Enter the appropriate letter into the answer box. If "Other," specify)			D. PHONE (area code & no.)
F = FEDERAL S = STATE P = PRIVATE	M = PUBLIC (other than federal or state) O = OTHER (specify)	P (specify)	A (860) 969-5275
E. STREET OR P.O. BOX			
131 Phoenix Crossing			
F. CITY OR TOWN		G. STATE	H. ZIP CODE
B Bloomfield		CT	06002
		IX. INDIAN LAND	
		Is the facility located on Indian lands? <input type="checkbox"/> YES <input checked="" type="checkbox"/> NO	

X. EXISTING ENVIRONMENTAL PERMITS			
A. NPDES (Discharges to Surface Water)		D. PSD (Air Emissions from Proposed Sources)	
C	T	C	T
9	N	9	P
15 16 17 18	AL0067768	15 16 17 18	
B. UIC (Underground Injection of Fluids)		E. OTHER (specify)	
C	T	C	T
9	U	9	
15 16 17 18		15 16 17 18	
C. RCRA (Hazardous Wastes)		E. OTHER (specify)	
C	T	C	T
9	R	9	
15 16 17 18		15 16 17 18	

XI. MAP			
Attach to this application a topographic map of the area extending to at least one mile beyond property boundaries. The map must show the outline of the facility, the location of each of its existing and proposed intake and discharge structures, each of its hazardous waste treatment, storage, or disposal facilities, and each well where it injects fluids underground. Include all springs, rivers, and other surface water bodies in the map area. See instructions for precise requirements.			
XII. NATURE OF BUSINESS (provide a brief description)			
The facility at the subject address is not currently owned or operated by ABB Installation Products, Inc. The facility is the former location of Augat Wiring Systems. A groundwater pump and treat remediation system was installed at the site by ABB Installation Products, Inc. (formerly known as Thomas & Betts Corp). ABB Installation Products, Inc. is responsible for the operation, maintenance, and monitoring of the groundwater pump and treat remediation system.			

XIII. CERTIFICATION (see instructions)		
I certify under penalty of law that I have personally examined and am familiar with the information submitted in this application and all attachments and that, based on my inquiry of those persons immediately responsible for obtaining the information contained in the application, I believe that the information is true, accurate, and complete. I am aware that there are significant penalties for submitting false information, including the possibility of fine and imprisonment.		
A. NAME & OFFICIAL TITLE (type or print)	B. SIGNATURE	C. DATE SIGNED
Keith Knauerhase, Assistant Secretary		1/2/19

COMMENTS FOR OFFICIAL USE ONLY			
C			
C			
15 16			

Thomas & Betts
A Member of the ABB Group

Thomas & Betts Corporation
8155 T&B Boulevard
Memphis, TN 38125
Office: (901) 252-5000
Fax: (901) 252-1340
www.tnb.com

January 16, 2017

Robin M. Staszak
ABB Inc.
131 Phoenix Crossing
Bloomfield, CT 06002



RE: Authorization to Approve and Sign Submissions to Regulatory Authorities as a Representative of Thomas & Betts Corporation

Dear Ms. Staszak:

This will confirm that you are duly authorized to sign and certify submissions to regulatory authorities and government agencies in connection with environmental matters for facility or remediation activities on behalf of the Thomas & Betts Corporation within all jurisdictions of the United States and Puerto Rico including but not limited to any and all applications, reports, documents and accompanying certifications and forms required to be submitted by Thomas & Betts Corporation.

Regulatory authorities and government agencies are authorized to rely on a photocopy of this Authorization to the same extent as the original.

Sincerely,

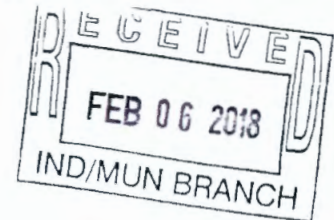
A handwritten signature in black ink, appearing to read "R. Keith Knauerhase".

R. Keith Knauerhase
Assistant Secretary, Thomas and Betts Corporation

Thomas & Betts Corporation
8155 T&B Boulevard
Memphis, TN 38125
Office: (901) 252-5000
Fax: (901) 252-1340
www.tnb.com

February 2, 2018

Mr. Brian Marshall
Industrial Section
Water Division
Alabama Department of Environmental Management
PO Box 301463
Montgomery, AL 36130-1463



RE: CONTACT INFORMATION UPDATE FOR NPDES PERMIT NO. AL0067768,
AUGAT WIRING SYSTEMS, 2745 GUNTER PARK DRIVE, MONTGOMERY,
ALABAMA AND NPDES PERMIT NO. AL007222, AUGAT WIRING
SYSTEMS, 2730 GUNTER PARK DRIVE, MONTGOMERY, ALABAMA

Dear Mr. Marshall:

This letter shall serve as notification that the contact information for the above-referenced permits should be updated to:

Thomas & Betts Corporation
c/o ABB Inc.
Attn: Robin Staszak
131 Phoenix Crossing
Bloomfield, CT 06002

Note that ABB is the parent company to Thomas & Betts Corporation. Therefore, an ABB project manager has been assigned to these projects.

Please advise if additional information is required. I can be reached at (860) 969-5275 or robin.m.staszak@us.abb.com.

Regards,

A handwritten signature in blue ink that reads "Robin M. Staszak".

Robin M. Staszak
Environmental Project Manager, ABB

Enclosure

LANCE R. LEFLEUR
DIRECTOR



KAY IVEY
GOVERNOR

Alabama Department of Environmental Management
adem.alabama.gov

APRIL 25, 2018

1400 Coliseum Blvd. 36110-2400 ■ Post Office Box 301463
Montgomery, Alabama 36130-1463
(334) 271-7700 ■ FAX (334) 271-7950

MR OM CHOPRA
DIRECTOR OF ENVIRONMENTAL AFFAIRS
THOMAS AND BETTS CORP
8155 T&B BOULEVARD
MEMPHIS TN 38125

RE: NPDES Permit Number AL0067768

Dear Mr. Chopra:

Our records show that the above referenced permit will expire on **June 30, 2019**. If you wish to renew the permit, permit regulations require the submittal of two (2) copies of the completed application for reissuance and the appropriate processing fee in such a manner that the documents and fee arrive at the Department's Montgomery office no later than **January 2, 2019**, which is **180 days** before the permit expiration date. If the permit will no longer be required, the regulations require the submittal of a notice to that effect. The notice is required to be submitted no later than 180 days prior to permit expiration.

If a complete permit application and fee are received by the required date, NPDES regulations automatically extend the permit until such time as the Department is able to issue it. If a complete permit application with fee is not submitted prior to the required date and if the Department is unable to reissue the permit prior to the expiration date, the permit is not continued and any discharge after the expiration date is unpermitted. The discharge of wastewater without a permit is a serious violation that may result in legal action by others and/or in enforcement action by the Department or the Environmental Protection Agency.

The application forms required for submittal can be found on our website at
<http://www.adem.state.al.us/programs/water/waterforms.cnt>


Please note that as of December 21, 2016, all Permittees are required to submit DMRs electronically. If not already enrolled in the Department's web-based electronic environmental (E2) reporting system, please also submit a completed Permittee Participation Package (PPP) **immediately**. The PPP may be downloaded online at <https://e2.adem.alabama.gov/NPDES> or you may obtain a hard copy by submitting a written request or by emailing e2admin@adem.alabama.gov. Please note that a hard copy PPP with original signature must be submitted to the Department to complete the enrollment process.

The fees for water permits are listed in Fee Schedule D of our regulations under ADEM Administrative Code r. 335-1-6-.07, which can also be viewed on our website at <http://www.adem.state.al.us/alEnviroRegLaws/default.cnt>.

Please complete and return the appropriate permit application(s) with the necessary fee to:

Alabama Department of Environmental Management
Permits and Services Division
Post Office Box 301463
Montgomery, Alabama 36130-1463

Should you have any questions, please feel free to contact the **Scott Jackson** by phone at **334-394-4366**

Sincerely,

Scott Ramsey, Chief
Industrial Section
Water Division

/wah

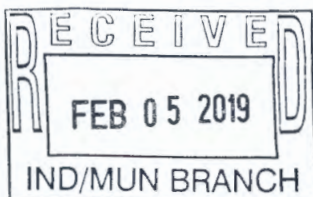
Birmingham Branch
110 Vulcan Road
Birmingham, AL 35209-4702
(205) 942-6168
(205) 941-1603 (FAX)

Decatur Branch
2715 Sandlin Road, S.W.
Decatur, AL 35603-1333
(256) 353-1713
(256) 340-9359 (FAX)



Mobile Branch
2204 Perimeter Road
Mobile, AL 36615-1131
(251) 450-3400
(251) 479-2593 (FAX)

Mobile-Coastal
3664 Dauphin Street, Suite B
Mobile, AL 36608
(251) 304-1176
(251) 304-1189 (FAX)



Wood Environment & Infrastructure Solutions, Inc.
 169 Dauphin Street, Suite 320
 Mobile, Alabama 36602
 Phone: (251) 433-0880 Fax: (251) 433-0886

LETTER OF TRANSMITTAL

TO: Scott Jackson 334-394-4366 Water Division ADEM 1400 Coliseum Blvd Montgomery, AL 36110-2400	DATE: February 4, 2019 PROJ. NAME: ABB Plant 1 Montgomery Permit Renewal SUBJECT: AL0067768 – NPDES Permit Application Form 2C
---	---

WE TRANSMIT TO YOU: HEREWITH UNDER SEPARATE COVER

SUBJECT:

- DRAWINGS
- SPECIFICATIONS
- CALCULATIONS
- REPORT
- COST ESTIMATE
- AS NOTED

ACTION:

- FOR YOUR INFORMATION
- FOR YOUR COMMENT OR APPROVAL
- RETURNED FOR CORRECTION: RESUBMIT
- APPROVED AS NOTED
- AS REQUESTED

SENT BY:

- MAIL
- CERTIFIED MAIL
- EXPRESS
- EMAIL
- HAND DELIVERED
- FACSIMILE:

pages (including transmittal sheet)

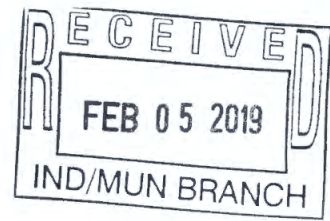
COPIES	DATE	DESCRIPTION
1	2-04-2019	Application for Form 2C NPDES Permit Renewal for ABB Plant 1 in Montgomery (Permit #AL0067768)
1	02-04-2019	Supporting laboratory data for Form 2C
1	02-04-20019	Figures for Reference

REMARKS:

Attached is application Form 2C for the NPDES permit renewal application for ABB Plant 1 in Montgomery, Alabama (Permit #AL0067768). The supporting laboratory data for Form 2C is also attached. The attached figures were previously submitted with the main application, but are included for your reference.

CC: _____ **By:** Timothy Smith, PE

CONFIDENTIALITY NOTICE: This message is intended only for the use of the individual or entity to which it is addressed, and may contain information that is privileged, confidential, and exempt from disclosure under applicable law. If the reader of this message is not the intended recipient, or the employee or agent responsible for delivering the message to the intended recipient, you are hereby notified that any dissemination, distribution, or copying of this communication is strictly prohibited. If you have received this communication in error, please notify us immediately by telephone and return the original message to us at the above address via the U.S. Postal Service. Thank you.



**Application for Form 2C NPDES Permit
Renewal for ABB Plant 1 in Montgomery
(Permit #AL00677768)**

Prepared for:

Mr. Scott Jackson
Water Division
ADEM

Prepared by:

Wood
Environment & Infrastructure Solutions, Inc.
169 Dauphin Street, Suite 320
Mobile, AL 36602
251-433-0880

February 4, 2019

Project No. 7630181565

Please print or type in the unshaded areas only.

FORM
2C
NPDES



U.S. ENVIRONMENTAL PROTECTION AGENCY
APPLICATION FOR PERMIT TO DISCHARGE WASTEWATER
EXISTING MANUFACTURING, COMMERCIAL, MINING AND SILVICULTURE OPERATIONS
Consolidated Permits Program

I. OUTFALL LOCATION

For each outfall, list the latitude and longitude of its location to the nearest 15 seconds and the name of the receiving water.

A. OUTFALL NUMBER (list)	B. LATITUDE			C. LONGITUDE			D. RECEIVING WATER (name)
	1. DEG.	2. MIN.	3. SEC.	1. DEG.	2. MIN.	3. SEC.	
DSN0011	32.00	24.00	29.32	86.00	14.00	16.46	Unnamed tributary to Galbraith Mill Creek that flows to the Alabama River.

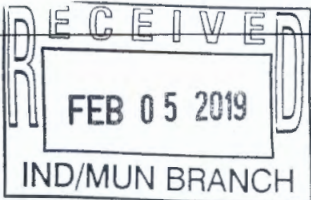
II. FLOWS, SOURCES OF POLLUTION, AND TREATMENT TECHNOLOGIES

A. Attach a line drawing showing the water flow through the facility. Indicate sources of intake water, operations contributing wastewater to the effluent, and treatment units labeled to correspond to the more detailed descriptions in Item B. Construct a water balance on the line drawing by showing average flows between intakes, operations, treatment units, and outfalls. If a water balance cannot be determined (e.g., for certain mining activities), provide a pictorial description of the nature and amount of any sources of water and any collection or treatment measures.

B. For each outfall, provide a description of: (1) All operations contributing wastewater to the effluent, including process wastewater, sanitary wastewater, cooling water, and storm water runoff; (2) The average flow contributed by each operation; and (3) The treatment received by the wastewater. Continue on additional sheets if necessary.

1. OUTFALL NO. (list)	2. OPERATION(S) CONTRIBUTING FLOW		3. TREATMENT		
	a. OPERATION (list)	b. AVERAGE FLOW (include units)	a. DESCRIPTION	b. LIST CODES FROM TABLE 2C-1	
DSN 0011	Treated volatile organic compound	30 gallons per minute	Air Stripping	xx	xx
	impacted groundwater from on-site				
	groundwater pump and treat system.				

OFFICIAL USE ONLY (effluent guidelines sub-categories)



C. Except for storm runoff, leaks, or spills, are any of the discharges described in Items II-A or B intermittent or seasonal?

YES (complete the following table)

NO (go to Section III)

1. OUTFALL NUMBER (list)	2. OPERATION(S) CONTRIBUTING FLOW (list)	3. FREQUENCY		4. FLOW				C. DURATION (in days)
		a. DAYS PER WEEK (specify average)	b. MONTHS PER YEAR (specify average)	a. FLOW RATE (in mgd)		B. TOTAL VOLUME (specify with units)		
				1. LONG TERM AVERAGE	2. MAXIMUM DAILY	1. LONG TERM AVERAGE	2. MAXIMUM DAILY	

III. PRODUCTION

A. Does an effluent guideline limitation promulgated by EPA under Section 304 of the Clean Water Act apply to your facility?

YES (complete Item III-B)

NO (go to Section IV)

B. Are the limitations in the applicable effluent guideline expressed in terms of production (or other measure of operation)?

YES (complete Item III-C)

NO (go to Section IV)

C. If you answered "yes" to Item III-B, list the quantity which represents an actual measurement of your level of production, expressed in the terms and units used in the applicable effluent guideline, and indicate the affected outfalls.

1. AVERAGE DAILY PRODUCTION			2. AFFECTED OUTFALLS (list outfall numbers)
a. QUANTITY PER DAY	b. UNITS OF MEASURE	c. OPERATION, PRODUCT, MATERIAL, ETC. (specify)	

IV. IMPROVEMENTS

A. Are you now required by any Federal, State or local authority to meet any implementation schedule for the construction, upgrading or operations of wastewater treatment equipment or practices or any other environmental programs which may affect the discharges described in this application? This includes, but is not limited to, permit conditions, administrative or enforcement orders, enforcement compliance schedule letters, stipulations, court orders, and grant or loan conditions.

YES (complete the following table)

NO (go to Item IV-B)

1. IDENTIFICATION OF CONDITION, AGREEMENT, ETC.	2. AFFECTED OUTFALLS		3. BRIEF DESCRIPTION OF PROJECT	4. FINAL COMPLIANCE DATE	
	a. NO.	b. SOURCE OF DISCHARGE		a. REQUIRED	b. PROJECTED

B. OPTIONAL: You may attach additional sheets describing any additional water pollution control programs (or other environmental projects which may affect your discharges) you now have underway or which you plan. Indicate whether each program is now underway or planned, and indicate your actual or planned schedules for construction.

MARK "X" IF DESCRIPTION OF ADDITIONAL CONTROL PROGRAMS IS ATTACHED

CONTINUED FROM PAGE 2

V. INTAKE AND EFFLUENT CHARACTERISTICS

A, B, & C: See instructions before proceeding – Complete one set of tables for each outfall – Annotate the outfall number in the space provided.
 NOTE: Tables V-A, V-B, and V-C are included on separate sheets numbered V-1 through V-9.

D. Use the space below to list any of the pollutants listed in Table 2c-3 of the instructions, which you know or have reason to believe is discharged or may be discharged from any outfall. For every pollutant you list, briefly describe the reasons you believe it to be present and report any analytical data in your possession.

1. POLLUTANT	2. SOURCE	1. POLLUTANT	2. SOURCE
N/A			

VI. POTENTIAL DISCHARGES NOT COVERED BY ANALYSIS

Is any pollutant listed in Item V-C a substance or a component of a substance which you currently use or manufacture as an intermediate or final product or byproduct?

YES (list all such pollutants below)

NO (go to Item VI-B)

Empty space for listing pollutants and providing details.

VII. BIOLOGICAL TOXICITY TESTING DATA

Do you have any knowledge or reason to believe that any biological test for acute or chronic toxicity has been made on any of your discharges or on a receiving water in relation to your discharge within the last 3 years?

YES (identify the test(s) and describe their purposes below)

NO (go to Section VIII)

VIII. CONTRACT ANALYSIS INFORMATION

Were any of the analyses reported in Item V performed by a contract laboratory or consulting firm?

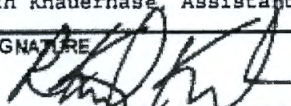
YES (list the name, address, and telephone number of, and pollutants analyzed by, each such laboratory or firm below)

NO (go to Section IX)

A. NAME	B. ADDRESS	C. TELEPHONE (area code & no.)	D. POLLUTANTS ANALYZED (list)
TestAmerica	3355 McLemore Drive, Pensacola, FL 32514-7045	850-474-1001	BOD, COD, TOC, TSS, Ammonia, Nitrate-Nitrite and N, Nitrogen (Total), Nitrogen (Kjeldahl), Phosphorus, sulfate, Sulfide, Sulfite, Al, Ba, Co, Fe, Mg, Mo, Mn, Chloroform, 1,1-DCA, 1,2-DCA, 1,1-DCE, Methyl Chloride, TCE, Toluene, 1,2-t-DCE, 1,1,1-TCA, 1,1,2-TCA, PCE, Vinyl Chloride.

IX. CERTIFICATION

I certify under penalty of law that this document and all attachments were prepared under my direction or supervision in accordance with a system designed to assure that qualified personnel properly gather and evaluate the information submitted. Based on my inquiry of the person or persons who manage the system or those persons directly responsible for gathering the information, the information submitted is, to the best of my knowledge and belief, true, accurate, and complete. I am aware that there are significant penalties for submitting false information, including the possibility of fine and imprisonment for knowing violations.

A. NAME & OFFICIAL TITLE (type or print) Keith Knauerhase, Assistant Secretary	B. PHONE NO. (area code & no.) (860) 969-5302
C. SIGNATURE 	D. DATE SIGNED 1/30/19

PLEASE PRINT OR TYPE IN THE UNSHADED AREAS ONLY. You may report some or all of this information on separate sheets (use the same format) instead of completing these pages. SEE INSTRUCTIONS.

EPA I.D. NUMBER (copy from Item 1 of Form 1)
AID 033 354 069

V. INTAKE AND EFFLUENT CHARACTERISTICS (continued from page 3 of Form 2-C)		OUTFALL NO. DSN0011
--	--	------------------------

PART A –You must provide the results of at least one analysis for every pollutant in this table. Complete one table for each outfall. See instructions for additional details.

1. POLLUTANT	2. EFFLUENT						3. UNITS (specify if blank)			4. INTAKE (optional)		
	a. MAXIMUM DAILY VALUE		b. MAXIMUM 30 DAY VALUE (if available)		c. LONG TERM AVRG. VALUE (if available)		d. NO. OF ANALYSES	a. CONCEN- TRATION	b. MASS	a. LONG TERM AVERAGE VALUE		b. NO. OF ANALYSES
	(1) CONCENTRATION	(2) MASS	(1) CONCENTRATION	(2) MASS	(1) CONCENTRATION	(2) MASS				(1) CONCENTRATION	(2) MASS	
a. Biochemical Oxygen Demand (BOD)	<2.0	<0.4					1	mg/L	kg/day			
b. Chemical Oxygen Demand (COD)	<6.4	<1.2					1	mg/L	kg/day			
c. Total Organic Carbon (TOC)	<0.50	<0.1					1	mg/L	kg/day			
d. Total Suspended Solids (TSS)	39	7.3					1	mg/L	kg/day			
e. Ammonia (as N)	<0.022	0.005					1	mg/L	kg/day			
f. Flow	VALUE 34.7		VALUE 34.7		VALUE 30.5		12	gpm		VALUE		
g. Temperature (winter)	VALUE 22		VALUE		VALUE		1	°C		VALUE		
h. Temperature (summer)	VALUE 24		VALUE		VALUE		1	°C		VALUE		
i. pH	MINIMUM 6.2	MAXIMUM 7.4	MINIMUM 6.2	MAXIMUM 7.4			12	STANDARD UNITS				

PART B – Mark "X" in column 2-a for each pollutant you know or have reason to believe is present. Mark "X" in column 2-b for each pollutant you believe to be absent. If you mark column 2a for any pollutant which is limited either directly, or indirectly but expressly, in an effluent limitations guideline, you must provide the results of at least one analysis for that pollutant. For other pollutants for which you mark column 2a, you must provide quantitative data or an explanation of their presence in your discharge. Complete one table for each outfall. See the instructions for additional details and requirements.

1. POLLUTANT AND CAS NO. (if available)	2. MARK "X"		3. EFFLUENT						4. UNITS			5. INTAKE (optional)		
	a. BELIEVED PRESENT	b. BELIEVED ABSENT	a. MAXIMUM DAILY VALUE		b. MAXIMUM 30 DAY VALUE (if available)		c. LONG TERM AVRG. VALUE (if available)		d. NO. OF ANALYSES	a. CONCEN- TRATION	b. MASS	a. LONG TERM AVERAGE VALUE		b. NO. OF ANALYSES
			(1) CONCENTRATION	(2) MASS	(1) CONCENTRATION	(2) MASS	(1) CONCENTRATION	(2) MASS				(1) CONCENTRATION	(2) MASS	
a. Bromide (24959-67-9)		X												
b. Chlorine, Total Residual		X												
c. Color		X												
d. Fecal Coliform		X												
e. Fluoride (16984-48-8)		X												
f. Nitrate-Nitrite (as N)	X		1.5	0.28					1	mg/l	kg/d			

ITEM V-B CONTINUED FROM FRONT

1. POLLUTANT AND CAS NO. (if available)	2. MARK "X"		3. EFFLUENT						4. UNITS		5. INTAKE (optional)			
	a. BELIEVED PRESENT	b. BELIEVED ABSENT	a. MAXIMUM DAILY VALUE		b. MAXIMUM 30 DAY VALUE (if available)		c. LONG TERM AVRG. VALUE (if available)		d. NO. OF ANALYSES	a. CONCEN- TRATION	b. MASS	a. LONG TERM AVERAGE VALUE		b. NO. OF ANALYSES
			(1) CONCENTRATION	(2) MASS	(1) CONCENTRATION	(2) MASS	(1) CONCENTRATION	(2) MASS				(1) CONCENTRATION	(2) MASS	
g. Nitrogen, Total Organic (as N)	X		1.5	0.28					1	mg/l	kg/d			
h. Oil and Grease		X												
i. Phosphorus (as P), Total (7723-14-0)		X	<0.032	<0.006					1	mg/l	kg/d			
j. Radioactivity														
(1) Alpha, Total		X												
(2) Beta, Total		X												
(3) Radium, Total		X												
(4) Radium 226, Total		X												
k. Sulfate (as SO ₄) (14808-79-8)		X	<1.4	<0.26					1	mg/l	kg/d			
l. Sulfide (as S)		X	<0.057	<0.011					1	mg/l	kg/d			
m. Sulfite (as SO ₃) (14265-45-3)		X	<5.0	<0.93					1	mg/l	kg/d			
n. Surfactants		X												
o. Aluminum, Total (7429-90-5)		X	<0.040	<0.007					1	mg/l	kg/d			
p. Barium, Total (7440-39-3)	X		0.048	0.009					1	mg/l	kg/d			
q. Boron, Total (7440-42-8)		X												
r. Cobalt, Total (7440-48-4)		X	<0.0030	<0.001					1	mg/l	kg/d			
s. Iron, Total (7439-89-6)		X	<0.050	<0.0093					1	mg/l	kg/d			
t. Magnesium, Total (7439-95-4)	X		0.49	0.091					1	mg/l	kg/d			
u. Molybdenum, Total (7439-98-7)		X	<0.0020	<0.0004					1	mg/l	kg/d			
v. Manganese, Total (7439-96-5)	X		0.0063	0.0012					1	mg/l	kg/d			
w. Tin, Total (7440-31-5)		X												
x. Titanium, Total (7440-32-6)		X												

EPA I.D. NUMBER (copy from Item 1 of Form 1)	OUTFALL NUMBER
A.L.D. 033 354 069	001

CONTINUED FROM PAGE 3 OF FORM 2-C

PART C - If you are a primary industry and this outfall contains process wastewater, refer to Table 2c-2 in the instructions to determine which of the GC/MS fractions you must test for. Mark "X" in column 2-a for all such GC/MS fractions that apply to your industry and for ALL toxic metals, cyanides, and total phenols. If you are not required to mark column 2-a (secondary industries, nonprocess wastewater outfalls, and nonrequired GC/MS fractions), mark "X" in column 2-b for each pollutant you know or have reason to believe is present. Mark "X" in column 2-c for each pollutant you believe is absent. If you mark column 2a for any pollutant, you must provide the results of at least one analysis for that pollutant. If you mark column 2b for any pollutant, you must provide the results of at least one analysis for that pollutant if you know or have reason to believe it will be discharged in concentrations of 10 ppb or greater. If you mark column 2b for acrolein, acrylonitrile, 2,4 dinitrophenol, or 2-methyl-4, 6 dinitrophenol, you must provide the results of at least one analysis for each of these pollutants which you know or have reason to believe that you discharge in concentrations of 100 ppb or greater. Otherwise, for pollutants for which you mark column 2b, you must either submit at least one analysis or briefly describe the reasons the pollutant is expected to be discharged. Note that there are 7 pages to this part; please review each carefully. Complete one table (all 7 pages) for each outfall. See instructions for additional details and requirements.

1. POLLUTANT AND CAS NUMBER (if available)	2. MARK "X"			3. EFFLUENT								4. UNITS		5. INTAKE (optional)		
	a. TESTING REQUIRED	b. BELIEVED PRESENT	c. BELIEVED ABSENT	a. MAXIMUM DAILY VALUE		b. MAXIMUM 30 DAY VALUE (if available)		c. LONG TERM AVRG. VALUE (if available)		d. NO. OF ANALYSES	a. CONCENTRATION	b. MASS	a. LONG TERM AVERAGE VALUE		b. NO. OF ANALYSES	
				(1) CONCENTRATION	(2) MASS	(1) CONCENTRATION	(2) MASS	(1) CONCENTRATION	(2) MASS				(1) CONCENTRATION	(2) MASS		
METALS, CYANIDE, AND TOTAL PHENOLS																
1M. Antimony, Total (7440-38-0)			X													
2M. Arsenic, Total (7440-38-2)			X													
3M. Beryllium, Total (7440-41-7)			X													
4M. Cadmium, Total (7440-43-9)			X													
5M. Chromium, Total (7440-47-3)			X													
6M. Copper, Total (7440-50-8)			X													
7M. Lead, Total (7439-92-1)			X													
8M. Mercury, Total (7439-97-6)			X													
9M. Nickel, Total (7440-02-0)			X													
10M. Selenium, Total (7782-49-2)			X													
11M. Silver, Total (7440-22-4)			X													
12M. Thallium, Total (7440-28-0)			X													
13M. Zinc, Total (7440-66-6)			X													
14M. Cyanide, Total (57-12-5)			X													
15M. Phenols, Total			X													
DIOXIN																
2,3,7,8-Tetra-chlorodibenzo-P-Dioxin (1764-01-6)			X	DESCRIBE RESULTS												

CONTINUED FROM THE FRONT

1. POLLUTANT AND CAS NUMBER (if available)	2. MARK "X"			3. EFFLUENT						4. UNITS		5. INTAKE (optional)			
	a. TESTING REQUIRED	b. BELIEVED PRESENT	c. BELIEVED ABSENT	a. MAXIMUM DAILY VALUE		b. MAXIMUM 30 DAY VALUE (if available)		c. LONG TERM AVRG. VALUE (if available)		d. NO. OF ANALYSES	a. CONCENTRATION	b. MASS	a. LONG TERM AVERAGE VALUE		b. NO. OF ANALYSES
				(1) CONCENTRATION	(2) MASS	(1) CONCENTRATION	(2) MASS	(1) CONCENTRATION	(2) MASS				(1) CONCENTRATION	(2) MASS	
GC/MS FRACTION - VOLATILE COMPOUNDS															
1V. Accrolein (107-02-8)			X												
2V. Acrylonitrile (107-13-1)			X												
3V. Benzene (71-43-2)			X												
4V. Bis (Chloromethyl) Ether (542-88-1)			X												
5V. Bromoform (75-25-2)			X												
6V. Carbon Tetrachloride (56-23-5)			X												
7V. Chlorobenzene (108-90-7)			X												
8V. Chlorodibromomethane (124-48-1)			X												
9V. Chloroethane (75-00-3)			X												
10V. 2-Chloroethylvinyl Ether (110-75-8)			X												
11V. Chloroform (67-66-3)		X		<0.60	<0.001				1	ug/L	kg/d				
12V. Dichlorobromomethane (75-27-4)			X												
13V. Dichlorodifluoromethane (75-71-8)			X												
14V. 1,1-Dichloroethane (75-34-3)		X		<0.50	<0.001				1	ug/L	kg/d				
15V. 1,2-Dichloroethane (107-06-2)		X		<0.50	<0.001				1	ug/L	kg/d				
16V. 1,1-Dichloroethylene (75-35-4)		X		<0.50	<0.001				1	ug/L	kg/d				
17V. 1,2-Dichloropropane (78-87-5)			X												
18V. 1,3-Dichloropropylene (542-75-6)			X												
19V. Ethylbenzene (100-41-4)			X												
20V. Methyl Bromide (74-83-9)			X												
21V. Methyl Chloride (74-87-3)		X		<0.83	<0.001				1	ug/L	kg/d				

1. POLLUTANT AND CAS NUMBER (if available)	2. MARK "X"			3. EFFLUENT						4. UNITS		5. INTAKE (optional)			
	a. TESTING REQUIRED	b. BELIEVED PRESENT	c. BELIEVED ABSENT	a. MAXIMUM DAILY VALUE		b. MAXIMUM 30 DAY VALUE (if available)		c. LONG TERM AVRG. VALUE (if available)		d. NO. OF ANALYSES	a. CONCENTRATION	b. MASS	a. LONG TERM AVERAGE VALUE		b. NO. OF ANALYSES
				(1) CONCENTRATION	(2) MASS	(1) CONCENTRATION	(2) MASS	(1) CONCENTRATION	(2) MASS				(1) CONCENTRATION	(2) MASS	
GC/MS FRACTION – VOLATILE COMPOUNDS (continued)															
22V. Methylene Chloride (75-09-2)			X												
23V. 1,1,2,2-Tetrachloroethane (79-34-5)			X												
24V. Tetrachloroethylene (127-18-4)		X		<0.58	<0.001					12	ug/L	kg/day			
25V. Toluene (108-88-3)		X		<0.41	<0.001					1	ug/L	kg/day			
26V. 1,2-Trans-Dichloroethylene (156-60-5)		X		<0.50	<0.001					1	ug/L	kg/day			
27V. 1,1,1-Trichloroethane (71-55-6)		X		<0.50	<0.001					1	ug/L	kg/day			
28V. 1,1,2-Trichloroethane (79-00-5)		X		<0.50	<0.001					1	ug/L	kg/day			
29V Trichloroethylene (79-01-6)		X		<0.50	<0.001					12	ug/L	kg/day			
30V. Trichlorofluoromethane (75-69-4)			X												
31V. Vinyl Chloride (75-01-4)		X		<0.40	<0.001					1	ug/L	kg/day			
GC/MS FRACTION – ACID COMPOUNDS															
1A. 2-Chlorophenol (95-57-8)			X												
2A. 2,4-Dichlorophenol (120-83-2)			X												
3A. 2,4-Dimethylphenol (105-67-9)			X												
4A. 4,6-Dinitro-Cresol (534-52-1)			X												
5A. 2,4-Dinitrophenol (51-28-5)			X												
6A. 2-Nitrophenol (88-75-5)			X												
7A. 4-Nitrophenol (100-02-7)			X												
8A. P-Chloro-M-Cresol (59-50-7)			X												
9A. Pentachlorophenol (87-86-5)			X												
10A. Phenol (108-95-2)			X												
11A. 2,4,6-Trichlorophenol (88-05-2)			X												

CONTINUED FROM THE FRONT

1. POLLUTANT AND CAS NUMBER (if available)	2. MARK "X"			3. EFFLUENT						4. UNITS		5. INTAKE (optional)			
	a. TESTING REQUIRED	b. BELIEVED PRESENT	c. BELIEVED ABSENT	a. MAXIMUM DAILY VALUE		b. MAXIMUM 30 DAY VALUE (if available)		c. LONG TERM AVRG. VALUE (if available)		d. NO. OF ANALYSES	a. CONCENTRATION	b. MASS	a. LONG TERM AVERAGE VALUE		b. NO. OF ANALYSES
				(1)	(2) MASS	(1)	(2) MASS	(1)	(2) MASS				(1)	(2) MASS	
				CONCENTRATION	(2) MASS	CONCENTRATION	(2) MASS	CONCENTRATION	(2) MASS				CONCENTRATION	(2) MASS	
GC/MS FRACTION - BASE/NEUTRAL COMPOUNDS															
1B. Acenaphthene (83-32-9)			X												
2B. Acenaphthylene (208-96-8)			X												
3B. Anthracene (120-12-7)			X												
4B. Benzidine (92-87-5)			X												
5B. Benzo (a) Anthracene (56-55-3)			X												
6B. Benzo (a) Pyrene (50-32-9)			X												
7B. 3,4-Benzo-fluoranthene (205-99-2)			X												
8B. Benzo (ghi) Perylene (191-24-2)			X												
9B. Benzo (k) Fluoranthene (207-08-9)			X												
10B. Bis (2-Chloro-ethoxy) Methane (111-91-1)			X												
11B. Bis (2-Chloro-ethyl) Ether (111-44-4)			X												
12B. Bis (2-Chloroisopropyl) Ether (102-80-1)			X												
13B. Bis (2-Ethyl-hexyl) Phthalate (117-81-7)			X												
14B. 4-Bromophenyl Phenyl Ether (101-55-3)			X												
15B. Butyl Benzyl Phthalate (85-68-7)			X												
16B. 2-Chloro-naphthalene (91-58-7)			X												
17B. 4-Chloro-phenyl Phenyl Ether (7005-72-3)			X												
18B. Chrysene (218-01-9)			X												
19B. Dibenzo (a,h) Anthracene (53-70-3)			X												
20B. 1,2-Dichloro-benzene (95-50-1)			X												
21B. 1,3-Di-chloro-benzene (541-73-1)			X												

1. POLLUTANT AND CAS NUMBER (if available)	2. MARK "X"			3. EFFLUENT						4. UNITS		5. INTAKE (optional)			
	a. TESTING REQUIRED	b. BELIEVED PRESENT	c. BELIEVED ABSENT	a. MAXIMUM DAILY VALUE		b. MAXIMUM 30 DAY VALUE (if available)		c. LONG TERM AVRG. VALUE (if available)		d. NO. OF ANALYSES	a. CONCENTRATION	b. MASS	a. LONG TERM AVERAGE VALUE		b. NO. OF ANALYSES
				(1) CONCENTRATION	(2) MASS	(1) CONCENTRATION	(2) MASS	(1) CONCENTRATION	(2) MASS				(1) CONCENTRATION	(2) MASS	
GC/MS FRACTION - BASE/NEUTRAL COMPOUNDS (continued)															
22B. 1,4-Dichlorobenzene (106-46-7)			X												
23B. 3,3-Dichlorobenzidine (91-94-1)			X												
24B. Diethyl Phthalate (84-66-2)			X												
25B. Dimethyl Phthalate (131-11-3)			X												
26B. Di-N-Butyl Phthalate (84-74-2)			X												
27B. 2,4-Dinitrotoluene (121-14-2)			X												
28B. 2,6-Dinitrotoluene (606-20-2)			X												
29B. Di-N-Octyl Phthalate (117-84-0)			X												
30B. 1,2-Diphenylhydrazine (as Azobenzene) (122-66-7)			X												
31B. Fluoranthene (206-44-0)			X												
32B. Fluorene (86-73-7)			X												
33B. Hexachlorobenzene (118-74-1)			X												
34B. Hexachlorobutadiene (87-68-3)			X												
35B. Hexachlorocyclopentadiene (77-47-4)			X												
36B Hexachloroethane (67-72-1)			X												
37B. Indeno (1,2,3-cd) Pyrene (193-39-5)			X												
38B. Isophorone (78-59-1)			X												
39B. Naphthalene (91-20-3)			X												
40B. Nitrobenzene (98-95-3)			X												
41B. N-Nitrosodimethylamine (62-75-9)			X												
42B. N-Nitrosodi-N-Propylamine (621-64-7)			X												

CONTINUED FROM THE FRONT

1. POLLUTANT AND CAS NUMBER (if available)	2. MARK "X"			3. EFFLUENT						4. UNITS		5. INTAKE (optional)			
	a. TESTING REQUIRED	b. BELIEVED PRESENT	c. BELIEVED ABSENT	a. MAXIMUM DAILY VALUE		b. MAXIMUM 30 DAY VALUE (if available)		c. LONG TERM AVRG. VALUE (if available)		d. NO. OF ANALYSES	a. CONCENTRATION	b. MASS	a. LONG TERM AVERAGE VALUE		b. NO. OF ANALYSES
				(1) CONCENTRATION	(2) MASS	(1) CONCENTRATION	(2) MASS	(1) CONCENTRATION	(2) MASS				(1) CONCENTRATION	(2) MASS	
GC/MS FRACTION - BASE/NEUTRAL COMPOUNDS (continued)															
43B. N-Nitrosodiphenylamine (86-30-6)			X												
44B. Phenanthrene (85-01-8)			X												
45B. Pyrene (129-00-0)			X												
46B. 1,2,4-Trichlorobenzene (120-82-1)			X												
GC/MS FRACTION - PESTICIDES															
1P. Aldrin (309-00-2)			X												
2P. α-BHC (319-84-6)			X												
3P. β-BHC (319-85-7)			X												
4P. γ-BHC (58-89-9)			X												
5P. δ-BHC (319-86-8)			X												
6P. Chlordane (57-74-9)			X												
7P. 4,4'-DDT (50-29-3)			X												
8P. 4,4'-DDE (72-55-9)			X												
9P. 4,4'-DDD (72-54-8)			X												
10P. Dieldrin (60-57-1)			X												
11P. α-Endosulfan (115-29-7)			X												
12P. β-Endosulfan (115-29-7)			X												
13P. Endosulfan Sulfate (1031-07-8)			X												
14P. Endrin (72-20-8)			X												
15P. Endrin Aldehyde (7421-93-4)			X												
16P. Heptachlor (76-44-8)			X												

EPA I.D. NUMBER <i>(copy from Item 1 of Form 1)</i>	OUTFALL NUMBER
AID 033 354 069	001

CONTINUED FROM PAGE V-8

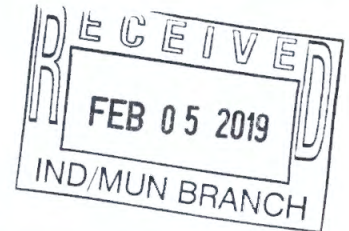
1. POLLUTANT AND CAS NUMBER <i>(if available)</i>	2. MARK "X"			3. EFFLUENT						4. UNITS		5. INTAKE <i>(optional)</i>			
	a. TESTING REQUIRED	b. BELIEVED PRESENT	c. BELIEVED ABSENT	a. MAXIMUM DAILY VALUE		b. MAXIMUM 30 DAY VALUE <i>(if available)</i>		c. LONG TERM AVRG. VALUE <i>(if available)</i>		d. NO. OF ANALYSES	a. CONCEN-TRATION	b. MASS	a. LONG TERM AVERAGE VALUE		b. NO. OF ANALYSES
				(1) CONCENTRATION	(2) MASS	(1) CONCENTRATION	(2) MASS	(1) CONCENTRATION	(2) MASS				(1) CONCENTRATION	(2) MASS	
GC/MS FRACTION – PESTICIDES <i>(continued)</i>															
17P. Heptachlor Epoxide (1024-57-3)			X												
18P. PCB-1242 (53469-21-9)			X												
19P. PCB-1254 (11097-69-1)			X												
20P. PCB-1221 (11104-28-2)			X												
21P. PCB-1232 (11141-16-5)			X												
22P. PCB-1248 (12672-29-6)			X												
23P. PCB-1260 (11096-82-5)			X												
24P. PCB-1016 (12674-11-2)			X												
25P. Toxaphene (8001-35-2)			X												

TestAmerica

THE LEADER IN ENVIRONMENTAL TESTING

ANALYTICAL REPORT

TestAmerica Laboratories, Inc.
TestAmerica Pensacola
3355 McLemore Drive
Pensacola, FL 32514
Tel: (850)474-1001



TestAmerica Job ID: 400-164203-1
Client Project/Site: ABB Montgomery

For:
Wood E&I Solutions Inc
169 Dauphin St
Suite 320
Mobile, Alabama 36602

Attn: Tim Smith

Authorized for release by:
1/23/2019 12:41:22 PM

Jason Wilson, Project Manager I
(251)706-3217
jason.wilson@testamericainc.com

LINKS

Review your project
results through
Total Access

Have a Question?

**Ask
The
Expert**

Visit us at:
www.testamericainc.com

The test results in this report meet all 2003 NELAC and 2009 TNI requirements for accredited parameters, exceptions are noted in this report. This report may not be reproduced except in full, and with written approval from the laboratory. For questions please contact the Project Manager at the e-mail address or telephone number listed on this page.

This report has been electronically signed and authorized by the signatory. Electronic signature is intended to be the legally binding equivalent of a traditionally handwritten signature.

Results relate only to the items tested and the sample(s) as received by the laboratory.

Table of Contents

Cover Page	1
Table of Contents	2
Case Narrative	3
Client Sample Results	4
Definitions	5
QC Sample Results	6
Chronicle	12
Chain of Custody	19

Case Narrative

Client: Wood E&I Solutions Inc
Project/Site: ABB Montgomery

TestAmerica Job ID: 400-164203-1

Job ID: 400-164203-1

Laboratory: TestAmerica Pensacola

Narrative

Job Narrative
400-164203-1

Comments

No additional comments.

Receipt

The sample was received on 1/2/2019 8:25 AM; the sample arrived in good condition, properly preserved and, where required, on ice. The temperature of the cooler at receipt was 1.5° C.

GC/MS VOA

No analytical or quality issues were noted, other than those described in the Definitions/Glossary page.

Metals

No analytical or quality issues were noted, other than those described in the Definitions/Glossary page.

General Chemistry

Method(s) 377.1: The following sample was received outside of holding time: ABB FORM C (400-164203-1).

No additional analytical or quality issues were noted, other than those described above or in the Definitions/Glossary page.

Client Sample Results

Client: Wood E&I Solutions Inc
Project/Site: ABB Montgomery

TestAmerica Job ID: 400-164203-1

Client Sample ID: ABB FORM C

Lab Sample ID: 400-164203-1

Date Collected: 12/31/18 10:00

Matrix: Water

Date Received: 01/02/19 08:25

Method: 624 - Volatile Organic Compounds (GC/MS)

Analyte	Result	Qualifier	RL	MDL	Unit	D	Prepared	Analyzed	Dil Fac
1,1,1-Trichloroethane	<0.50		1.0	0.50	ug/L			01/06/19 18:45	1
1,1,2-Trichloroethane	<0.50		5.0	0.50	ug/L			01/06/19 18:45	1
1,1-Dichloroethane	<0.50		1.0	0.50	ug/L			01/06/19 18:45	1
1,1-Dichloroethylene	<0.50		1.0	0.50	ug/L			01/06/19 18:45	1
1,2-Dichloroethane	<0.50		1.0	0.50	ug/L			01/06/19 18:45	1
Chloroform	<0.60		1.0	0.60	ug/L			01/06/19 18:45	1
Methyl chloride	<0.83		1.0	0.83	ug/L			01/06/19 18:45	1
Tetrachloroethylene	<0.58		1.0	0.58	ug/L			01/06/19 18:45	1
Toluene	<0.41		1.0	0.41	ug/L			01/06/19 18:45	1
1,2-trans-Dichloroethylene	<0.50		1.0	0.50	ug/L			01/06/19 18:45	1
Trichloroethylene	<0.50		1.0	0.50	ug/L			01/06/19 18:45	1
Vinyl chloride	<0.50		1.0	0.50	ug/L			01/06/19 18:45	1

Surrogate	%Recovery	Qualifier	Limits	Prepared	Analyzed	Dil Fac
4-Bromofluorobenzene	106		78 - 118		01/06/19 18:45	1
Dibromofluoromethane	104		81 - 121		01/06/19 18:45	1
Toluene-d8 (Surr)	102		80 - 120		01/06/19 18:45	1

Method: 200.7 Rev 4.4 - Metals (ICP)

Analyte	Result	Qualifier	RL	MDL	Unit	D	Prepared	Analyzed	Dil Fac
Aluminum	<0.040		0.10	0.040	mg/L		01/03/19 12:38	01/05/19 23:23	1
Barium	0.048		0.010	0.0020	mg/L		01/03/19 12:38	01/05/19 23:23	1
Cobalt	<0.0030		0.010	0.0030	mg/L		01/03/19 12:38	01/05/19 23:23	1
Iron	<0.050		0.10	0.050	mg/L		01/03/19 12:38	01/05/19 23:23	1
Magnesium	0.49 J		0.50	0.030	mg/L		01/03/19 12:38	01/05/19 23:23	1
Manganese	0.0063 J		0.010	0.0010	mg/L		01/03/19 12:38	01/05/19 23:23	1
Molybdenum	<0.0020		0.010	0.0020	mg/L		01/03/19 12:38	01/05/19 23:23	1

General Chemistry

Analyte	Result	Qualifier	RL	MDL	Unit	D	Prepared	Analyzed	Dil Fac
Ammonia	<0.022		0.050	0.022	mg/L			01/08/19 14:45	1
Nitrogen, Kjeldahl	<0.26		0.50	0.26	mg/L		01/08/19 15:57	01/09/19 12:51	1
Nitrate Nitrite as N	1.5		0.050	0.018	mg/L			01/07/19 13:41	1
Phosphorus, Total	<0.032		0.10	0.032	mg/L		01/08/19 15:57	01/09/19 17:12	1
Sulfide	<0.057		0.10	0.057	mg/L			01/03/19 14:30	1
Sulfite	<5.0	H F1	5.0	5.0	mg/L			01/03/19 18:30	1
Biochemical Oxygen Demand	<2.0		2.0	2.0	mg/L			01/02/19 08:35	1
Chemical Oxygen Demand	<6.4		10	6.4	mg/L			01/07/19 11:25	1
Total Organic Carbon	<0.50		1.0	0.50	mg/L			01/08/19 12:29	1
Total Suspended Solids	39		5.0	3.2	mg/L			01/03/19 08:52	1
Sulfate	<1.4		5.0	1.4	mg/L			01/09/19 09:07	1
Nitrogen, Total	1.5		0.50	0.26	mg/L			01/11/19 16:20	1

Definitions/Glossary

Client: Wood E&I Solutions Inc
Project/Site: ABB Montgomery

TestAmerica Job ID: 400-164203-1

Qualifiers

Metals

Qualifier	Qualifier Description
J	Result is less than the RL but greater than or equal to the MDL and the concentration is an approximate value.

General Chemistry

Qualifier	Qualifier Description
F1	MS and/or MSD Recovery is outside acceptance limits.
H	Sample was prepped or analyzed beyond the specified holding time
J	Result is less than the RL but greater than or equal to the MDL and the concentration is an approximate value.

Glossary

Abbreviation	These commonly used abbreviations may or may not be present in this report.
▫	Listed under the "D" column to designate that the result is reported on a dry weight basis
%R	Percent Recovery
CFL	Contains Free Liquid
CNF	Contains No Free Liquid
DER	Duplicate Error Ratio (normalized absolute difference)
Dil Fac	Dilution Factor
DL	Detection Limit (DoD/DOE)
DL, RA, RE, IN	Indicates a Dilution, Re-analysis, Re-extraction, or additional Initial metals/anion analysis of the sample
DLC	Decision Level Concentration (Radiochemistry)
EDL	Estimated Detection Limit (Dioxin)
LOD	Limit of Detection (DoD/DOE)
LOQ	Limit of Quantitation (DoD/DOE)
MDA	Minimum Detectable Activity (Radiochemistry)
MDC	Minimum Detectable Concentration (Radiochemistry)
MDL	Method Detection Limit
ML	Minimum Level (Dioxin)
NC	Not Calculated
ND	Not Detected at the reporting limit (or MDL or EDL if shown)
PQL	Practical Quantitation Limit
QC	Quality Control
RER	Relative Error Ratio (Radiochemistry)
RL	Reporting Limit or Requested Limit (Radiochemistry)
RPD	Relative Percent Difference, a measure of the relative difference between two points
TEF	Toxicity Equivalent Factor (Dioxin)
TEQ	Toxicity Equivalent Quotient (Dioxin)

QC Sample Results

Client: Wood E&I Solutions Inc
Project/Site: ABB Montgomery

TestAmerica Job ID: 400-164203-1

Method: 624 - Volatile Organic Compounds (GC/MS)

Lab Sample ID: MB 400-425661/32

Matrix: Water

Analysis Batch: 425661

Client Sample ID: Method Blank

Prep Type: Total/NA

Analyte	MB Result	MB Qualifier	RL	MDL	Unit	D	Prepared	Analyzed	Dil Fac
1,1,1-Trichloroethane	<0.50		1.0	0.50	ug/L			01/06/19 16:32	1
1,1,2-Trichloroethane	<0.50		5.0	0.50	ug/L			01/06/19 16:32	1
1,1-Dichloroethane	<0.50		1.0	0.50	ug/L			01/06/19 16:32	1
1,1-Dichloroethylene	<0.50		1.0	0.50	ug/L			01/06/19 16:32	1
1,2-Dichloroethane	<0.50		1.0	0.50	ug/L			01/06/19 16:32	1
Chloroform	<0.60		1.0	0.60	ug/L			01/06/19 16:32	1
Methyl chloride	<0.83		1.0	0.83	ug/L			01/06/19 16:32	1
Tetrachloroethylene	<0.58		1.0	0.58	ug/L			01/06/19 16:32	1
Toluene	<0.41		1.0	0.41	ug/L			01/06/19 16:32	1
1,2-trans-Dichloroethylene	<0.50		1.0	0.50	ug/L			01/06/19 16:32	1
Trichloroethylene	<0.50		1.0	0.50	ug/L			01/06/19 16:32	1
Vinyl chloride	<0.50		1.0	0.50	ug/L			01/06/19 16:32	1

Surrogate	MB %Recovery	MB Qualifier	Limits	Prepared	Analyzed	Dil Fac
4-Bromofluorobenzene	104		78 - 118		01/06/19 16:32	1
Dibromofluoromethane	104		81 - 121		01/06/19 16:32	1
Toluene-d8 (Surr)	102		80 - 120		01/06/19 16:32	1

Lab Sample ID: LCS 400-425661/1002

Matrix: Water

Analysis Batch: 425661

Client Sample ID: Lab Control Sample

Prep Type: Total/NA

Analyte	Spike Added	LCS Result	LCS Qualifier	Unit	D	%Rec	%Rec. Limits
1,1,1-Trichloroethane	20.0	19.8		ug/L		99	52 - 162
1,1,2-Trichloroethane	20.0	18.4		ug/L		92	52 - 150
1,1-Dichloroethane	20.0	20.1		ug/L		101	59 - 155
1,1-Dichloroethylene	20.0	20.5		ug/L		102	1 - 234
1,2-Dichloroethane	20.0	18.4		ug/L		92	49 - 155
Chloroform	20.0	19.8		ug/L		99	51 - 138
Methyl chloride	20.0	19.2		ug/L		96	1 - 273
Tetrachloroethylene	20.0	19.0		ug/L		95	64 - 148
Toluene	20.0	18.7		ug/L		93	47 - 150
1,2-trans-Dichloroethylene	20.0	19.6		ug/L		98	54 - 156
Trichloroethylene	20.0	19.2		ug/L		96	71 - 157
Vinyl chloride	20.0	20.3		ug/L		102	1 - 251

Surrogate	LCS %Recovery	LCS Qualifier	Limits
4-Bromofluorobenzene	103		78 - 118
Dibromofluoromethane	104		81 - 121
Toluene-d8 (Surr)	99		80 - 120

QC Sample Results

Client: Wood E&I Solutions Inc
Project/Site: ABB Montgomery

TestAmerica Job ID: 400-164203-1

Method: 200.7 Rev 4.4 - Metals (ICP)

Lab Sample ID: MB 400-425464/1-A
Matrix: Water
Analysis Batch: 425682

Client Sample ID: Method Blank
Prep Type: Total/NA
Prep Batch: 425464

Analyte	MB Result	MB Qualifier	RL	MDL	Unit	D	Prepared	Analyzed	Dil Fac
Aluminum	<0.040		0.10	0.040	mg/L		01/03/19 12:38	01/05/19 22:30	1
Barium	<0.0020		0.010	0.0020	mg/L		01/03/19 12:38	01/05/19 22:30	1
Cobalt	<0.0030		0.010	0.0030	mg/L		01/03/19 12:38	01/05/19 22:30	1
Iron	<0.050		0.10	0.050	mg/L		01/03/19 12:38	01/05/19 22:30	1
Magnesium	<0.030		0.50	0.030	mg/L		01/03/19 12:38	01/05/19 22:30	1
Manganese	<0.0010		0.010	0.0010	mg/L		01/03/19 12:38	01/05/19 22:30	1
Molybdenum	<0.0020		0.010	0.0020	mg/L		01/03/19 12:38	01/05/19 22:30	1

Lab Sample ID: LCS 400-425464/2-A
Matrix: Water
Analysis Batch: 425682

Client Sample ID: Lab Control Sample
Prep Type: Total/NA
Prep Batch: 425464
%Rec.

Analyte	Spike Added	LCS Result	LCS Qualifier	Unit	D	%Rec	Limits
Aluminum	10.0	10.3		mg/L		103	85 - 115
Barium	1.00	1.03		mg/L		103	85 - 115
Cobalt	1.00	0.981		mg/L		98	85 - 115
Iron	10.0	10.3		mg/L		103	85 - 115
Magnesium	10.0	10.2		mg/L		102	85 - 115
Manganese	1.00	1.02		mg/L		102	85 - 115
Molybdenum	1.00	1.02		mg/L		102	85 - 115

Method: 350.1 - Nitrogen, Ammonia

Lab Sample ID: MB 400-425866/6
Matrix: Water
Analysis Batch: 425866

Client Sample ID: Method Blank
Prep Type: Total/NA

Analyte	MB Result	MB Qualifier	RL	MDL	Unit	D	Prepared	Analyzed	Dil Fac
Ammonia	<0.022		0.050	0.022	mg/L			01/08/19 14:37	1

Lab Sample ID: LCS 400-425866/7
Matrix: Water
Analysis Batch: 425866

Client Sample ID: Lab Control Sample
Prep Type: Total/NA
%Rec.

Analyte	Spike Added	LCS Result	LCS Qualifier	Unit	D	%Rec	Limits
Ammonia	2.00	2.14		mg/L		107	90 - 110

Lab Sample ID: MRL 400-425866/5
Matrix: Water
Analysis Batch: 425866

Client Sample ID: Lab Control Sample
Prep Type: Total/NA
%Rec.

Analyte	Spike Added	MRL Result	MRL Qualifier	Unit	D	%Rec	Limits
Ammonia	0.0500	0.0580		mg/L		116	50 - 150

QC Sample Results

Client: Wood E&I Solutions Inc
Project/Site: ABB Montgomery

TestAmerica Job ID: 400-164203-1

Method: 351.2 - Nitrogen, Total Kjeldahl

Lab Sample ID: MB 400-425872/2-A
Matrix: Water
Analysis Batch: 425991

Client Sample ID: Method Blank
Prep Type: Total/NA
Prep Batch: 425872

Analyte	MB Result	MB Qualifier	RL	MDL	Unit	D	Prepared	Analyzed	Dil Fac
Nitrogen, Kjeldahl	<0.26		0.50	0.26	mg/L		01/08/19 15:57	01/09/19 12:43	1

Lab Sample ID: LCS 400-425872/3-A
Matrix: Water
Analysis Batch: 425991

Client Sample ID: Lab Control Sample
Prep Type: Total/NA
Prep Batch: 425872

Analyte	Spike Added	LCS Result	LCS Qualifier	Unit	D	%Rec	%Rec. Limits
Nitrogen, Kjeldahl	10.0	9.06		mg/L		91	90 - 110

Lab Sample ID: MRL 400-425991/11
Matrix: Water
Analysis Batch: 425991

Client Sample ID: Lab Control Sample
Prep Type: Total/NA

Analyte	Spike Added	MRL Result	MRL Qualifier	Unit	D	%Rec	%Rec. Limits
Nitrogen, Kjeldahl	0.500	0.412	J	mg/L		82	50 - 150

Method: 353.2 - Nitrogen, Nitrate-Nitrite

Lab Sample ID: MB 400-425742/8
Matrix: Water
Analysis Batch: 425742

Client Sample ID: Method Blank
Prep Type: Total/NA

Analyte	MB Result	MB Qualifier	RL	MDL	Unit	D	Prepared	Analyzed	Dil Fac
Nitrate Nitrite as N	<0.018		0.050	0.018	mg/L			01/07/19 13:33	1

Lab Sample ID: LCS 400-425742/9
Matrix: Water
Analysis Batch: 425742

Client Sample ID: Lab Control Sample
Prep Type: Total/NA

Analyte	Spike Added	LCS Result	LCS Qualifier	Unit	D	%Rec	%Rec. Limits
Nitrate Nitrite as N	0.500	0.481		mg/L		96	90 - 110

Lab Sample ID: MRL 400-425742/6
Matrix: Water
Analysis Batch: 425742

Client Sample ID: Lab Control Sample
Prep Type: Total/NA

Analyte	Spike Added	MRL Result	MRL Qualifier	Unit	D	%Rec	%Rec. Limits
Nitrate Nitrite as N	0.0500	0.0410	J	mg/L		82	50 - 150

Method: 365.4 - Phosphorus, Total

Lab Sample ID: MB 400-425873/2-A
Matrix: Water
Analysis Batch: 426006

Client Sample ID: Method Blank
Prep Type: Total/NA
Prep Batch: 425873

Analyte	MB Result	MB Qualifier	RL	MDL	Unit	D	Prepared	Analyzed	Dil Fac
Phosphorus, Total	<0.032		0.10	0.032	mg/L		01/08/19 15:57	01/09/19 17:04	1

TestAmerica Pensacola

QC Sample Results

Client: Wood E&I Solutions Inc
Project/Site: ABB Montgomery

TestAmerica Job ID: 400-164203-1

Method: 365.4 - Phosphorus, Total (Continued)

Lab Sample ID: LCS 400-425873/3-A
Matrix: Water
Analysis Batch: 426006

Client Sample ID: Lab Control Sample
Prep Type: Total/NA
Prep Batch: 425873
%Rec. Limits

Analyte	Spike Added	LCS Result	LCS Qualifier	Unit	D	%Rec	%Rec. Limits
Phosphorus, Total	2.60	2.63		mg/L		101	75 - 113

Lab Sample ID: MRL 400-426006/13
Matrix: Water
Analysis Batch: 426006

Client Sample ID: Lab Control Sample
Prep Type: Total/NA

Analyte	Spike Added	MRL Result	MRL Qualifier	Unit	D	%Rec	%Rec. Limits
Phosphorus, Total	0.100	0.112		mg/L		112	50 - 150

Method: 376.2 - Sulfide

Lab Sample ID: MB 400-425480/3
Matrix: Water
Analysis Batch: 425480

Client Sample ID: Method Blank
Prep Type: Total/NA

Analyte	MB Result	MB Qualifier	RL	MDL	Unit	D	Prepared	Analyzed	Dil Fac
Sulfide	<0.057		0.10	0.057	mg/L			01/03/19 14:30	1

Method: 377.1-1978 - Sulfite

Lab Sample ID: MB 680-554156/1
Matrix: Water
Analysis Batch: 554156

Client Sample ID: Method Blank
Prep Type: Total/NA

Analyte	MB Result	MB Qualifier	RL	MDL	Unit	D	Prepared	Analyzed	Dil Fac
Sulfite	<5.0		5.0	5.0	mg/L			01/03/19 18:30	1

Method: 405.1 - BOD, 5-Day

Lab Sample ID: USB 400-425350/1
Matrix: Water
Analysis Batch: 425350

Client Sample ID: Method Blank
Prep Type: Total/NA

Analyte	USB Result	USB Qualifier	RL	MDL	Unit	D	Prepared	Analyzed	Dil Fac
Biochemical Oxygen Demand	<2.0		2.0	2.0	mg/L			01/02/19 13:55	1

Lab Sample ID: LCS 400-425350/2
Matrix: Water
Analysis Batch: 425350

Client Sample ID: Lab Control Sample
Prep Type: Total/NA

Analyte	Spike Added	LCS Result	LCS Qualifier	Unit	D	%Rec	%Rec. Limits
Biochemical Oxygen Demand	198	206		mg/L		104	85 - 115

QC Sample Results

Client: Wood E&I Solutions Inc
Project/Site: ABB Montgomery

TestAmerica Job ID: 400-164203-1

Method: 410.4 - COD

Lab Sample ID: MB 400-425716/4
Matrix: Water
Analysis Batch: 425716

Client Sample ID: Method Blank
Prep Type: Total/NA

Analyte	MB Result	MB Qualifier	RL	MDL	Unit	D	Prepared	Analyzed	Dil Fac
Chemical Oxygen Demand	<6.4		10	6.4	mg/L			01/07/19 11:25	1

Lab Sample ID: LCS 400-425716/5
Matrix: Water
Analysis Batch: 425716

Client Sample ID: Lab Control Sample
Prep Type: Total/NA

Analyte	Spike Added	LCS Result	LCS Qualifier	Unit	D	%Rec	%Rec. Limits
Chemical Oxygen Demand	50.0	52.1		mg/L		104	90 - 110

Lab Sample ID: MRL 400-425716/2
Matrix: Water
Analysis Batch: 425716

Client Sample ID: Lab Control Sample
Prep Type: Total/NA

Analyte	Spike Added	MRL Result	MRL Qualifier	Unit	D	%Rec	%Rec. Limits
Chemical Oxygen Demand	30.0	30.6		mg/L		102	50 - 150

Method: 415.1 - TOC

Lab Sample ID: MB 400-425878/3
Matrix: Water
Analysis Batch: 425878

Client Sample ID: Method Blank
Prep Type: Total/NA

Analyte	MB Result	MB Qualifier	RL	MDL	Unit	D	Prepared	Analyzed	Dil Fac
Total Organic Carbon	<0.50		1.0	0.50	mg/L			01/08/19 12:29	1

Lab Sample ID: LCS 400-425878/5
Matrix: Water
Analysis Batch: 425878

Client Sample ID: Lab Control Sample
Prep Type: Total/NA

Analyte	Spike Added	LCS Result	LCS Qualifier	Unit	D	%Rec	%Rec. Limits
Total Organic Carbon	10.0	9.30		mg/L		93	80 - 120

Lab Sample ID: MRL 400-425878/2
Matrix: Water
Analysis Batch: 425878

Client Sample ID: Lab Control Sample
Prep Type: Total/NA

Analyte	Spike Added	MRL Result	MRL Qualifier	Unit	D	%Rec	%Rec. Limits
Total Organic Carbon	1.00	0.628	J	mg/L		63	50 - 150

Method: SM 2540D - Solids, Total Suspended (TSS)

Lab Sample ID: MB 400-425424/1
Matrix: Water
Analysis Batch: 425424

Client Sample ID: Method Blank
Prep Type: Total/NA

Analyte	MB Result	MB Qualifier	RL	MDL	Unit	D	Prepared	Analyzed	Dil Fac
Total Suspended Solids	<3.2		5.0	3.2	mg/L			01/03/19 08:52	1

TestAmerica Pensacola

QC Sample Results

Client: Wood E&I Solutions Inc
 Project/Site: ABB Montgomery

TestAmerica Job ID: 400-164203-1

Method: SM 2540D - Solids, Total Suspended (TSS) (Continued)

Lab Sample ID: LCS 400-425424/2
 Matrix: Water
 Analysis Batch: 425424

Client Sample ID: Lab Control Sample
 Prep Type: Total/NA

Analyte	Spike Added	LCS Result	LCS Qualifier	Unit	D	%Rec	%Rec. Limits
Total Suspended Solids	252	252		mg/L		100	82 - 118

Method: SM 4500 SO4 E - Sulfate, Total

Lab Sample ID: MB 400-425928/6
 Matrix: Water
 Analysis Batch: 425928

Client Sample ID: Method Blank
 Prep Type: Total/NA

Analyte	MB Result	MB Qualifier	RL	MDL	Unit	D	Prepared	Analyzed	Dil Fac
Sulfate	<1.4		5.0	1.4	mg/L			01/09/19 09:00	1

Lab Sample ID: LCS 400-425928/7
 Matrix: Water
 Analysis Batch: 425928

Client Sample ID: Lab Control Sample
 Prep Type: Total/NA

Analyte	Spike Added	LCS Result	LCS Qualifier	Unit	D	%Rec	%Rec. Limits
Sulfate	15.0	13.9		mg/L		93	90 - 110

Lab Sample ID: MRL 400-425928/3
 Matrix: Water
 Analysis Batch: 425928

Client Sample ID: Lab Control Sample
 Prep Type: Total/NA

Analyte	Spike Added	MRL Result	MRL Qualifier	Unit	D	%Rec	%Rec. Limits
Sulfate	5.00	4.40	J	mg/L		88	50 - 150

Lab Chronicle

Client: Wood E&I Solutions Inc
Project/Site: ABB Montgomery

TestAmerica Job ID: 400-164203-1

Client Sample ID: ABB FORM C

Lab Sample ID: 400-164203-1

Date Collected: 12/31/18 10:00

Matrix: Water

Date Received: 01/02/19 08:25

Prep Type	Batch Type	Batch Method	Run	Dil Factor	Initial Amount	Final Amount	Batch Number	Prepared or Analyzed	Analyst	Lab
Total/NA	Analysis	624		1	5 mL	5 mL	425661	01/06/19 18:45	RS	TAL PEN
Total/NA	Prep	200.7			50 mL	50 mL	425464	01/03/19 12:38	AC	TAL PEN
Total/NA	Analysis	200.7 Rev 4.4		1			425682	01/05/19 23:23	GESP	TAL PEN
Total/NA	Analysis	350.1		1	10 mL	10 mL	425866	01/08/19 14:45	KJR	TAL PEN
Total/NA	Prep	351.2			25 mL	25 mL	425872	01/08/19 15:57	JAT	TAL PEN
Total/NA	Analysis	351.2		1			425991	01/09/19 12:51	JAT	TAL PEN
Total/NA	Analysis	353.2		1	10 mL	10 mL	425742	01/07/19 13:41	KJR	TAL PEN
Total/NA	Prep	365.2/365.3/365			25 mL	25 mL	425873	01/08/19 15:57	JAT	TAL PEN
Total/NA	Analysis	365.4		1	10 mL	10 mL	426006	01/09/19 17:12	JAT	TAL PEN
Total/NA	Analysis	376.2		1	40 mL	40 mL	425480	01/03/19 14:30	VLC	TAL PEN
Total/NA	Analysis	377.1-1978		1	50 mL	50 mL	554156	01/03/19 18:30	OLB	TAL SAV
Total/NA	Analysis	405.1		1	300 mL	300 mL	425350		JP	TAL PEN
								(Start) 01/02/19 08:35		
								(End) 01/07/19 09:37		
Total/NA	Analysis	410.4		1	2 mL	2 mL	425716	01/07/19 11:25	DN1	TAL PEN
Total/NA	Analysis	415.1		1			425878	01/08/19 12:29	RRC	TAL PEN
Total/NA	Analysis	SM 2540D		1	100 mL	100 mL	425424	01/03/19 08:52	CLB	TAL PEN
Total/NA	Analysis	SM 4500 SO4 E		1	10 mL	10 mL	425928	01/09/19 09:07	RRC	TAL PEN
Total/NA	Analysis	Total Nitrogen		1			426252	01/11/19 16:20	JAT	TAL PEN

Client Sample ID: Method Blank

Lab Sample ID: MB 400-425424/1

Date Collected: N/A

Matrix: Water

Date Received: N/A

Prep Type	Batch Type	Batch Method	Run	Dil Factor	Initial Amount	Final Amount	Batch Number	Prepared or Analyzed	Analyst	Lab
Total/NA	Analysis	SM 2540D		1	100 mL	100 mL	425424	01/03/19 08:52	CLB	TAL PEN

Client Sample ID: Method Blank

Lab Sample ID: MB 400-425464/1-A

Date Collected: N/A

Matrix: Water

Date Received: N/A

Prep Type	Batch Type	Batch Method	Run	Dil Factor	Initial Amount	Final Amount	Batch Number	Prepared or Analyzed	Analyst	Lab
Total/NA	Prep	200.7			50 mL	50 mL	425464	01/03/19 12:38	AC	TAL PEN
Total/NA	Analysis	200.7 Rev 4.4		1			425682	01/05/19 22:30	GESP	TAL PEN

Client Sample ID: Method Blank

Lab Sample ID: MB 400-425480/3

Date Collected: N/A

Matrix: Water

Date Received: N/A

Prep Type	Batch Type	Batch Method	Run	Dil Factor	Initial Amount	Final Amount	Batch Number	Prepared or Analyzed	Analyst	Lab
Total/NA	Analysis	376.2		1	40 mL	40 mL	425480	01/03/19 14:30	VLC	TAL PEN

TestAmerica Pensacola

Lab Chronicle

Client: Wood E&I Solutions Inc
Project/Site: ABB Montgomery

TestAmerica Job ID: 400-164203-1

Client Sample ID: Method Blank
Date Collected: N/A
Date Received: N/A

Lab Sample ID: MB 400-425661/32
Matrix: Water

Prep Type	Batch Type	Batch Method	Run	Dil Factor	Initial Amount	Final Amount	Batch Number	Prepared or Analyzed	Analyst	Lab
Total/NA	Analysis	624		1	5 mL	5 mL	425661	01/06/19 16:32	RS	TAL PEN

Client Sample ID: Method Blank
Date Collected: N/A
Date Received: N/A

Lab Sample ID: MB 400-425716/4
Matrix: Water

Prep Type	Batch Type	Batch Method	Run	Dil Factor	Initial Amount	Final Amount	Batch Number	Prepared or Analyzed	Analyst	Lab
Total/NA	Analysis	410.4		1	2 mL	2 mL	425716	01/07/19 11:25	DN1	TAL PEN

Client Sample ID: Method Blank
Date Collected: N/A
Date Received: N/A

Lab Sample ID: MB 400-425742/8
Matrix: Water

Prep Type	Batch Type	Batch Method	Run	Dil Factor	Initial Amount	Final Amount	Batch Number	Prepared or Analyzed	Analyst	Lab
Total/NA	Analysis	353.2		1	10 mL	10 mL	425742	01/07/19 13:33	KJR	TAL PEN

Client Sample ID: Method Blank
Date Collected: N/A
Date Received: N/A

Lab Sample ID: MB 400-425866/6
Matrix: Water

Prep Type	Batch Type	Batch Method	Run	Dil Factor	Initial Amount	Final Amount	Batch Number	Prepared or Analyzed	Analyst	Lab
Total/NA	Analysis	350.1		1	10 mL	10 mL	425866	01/08/19 14:37	KJR	TAL PEN

Client Sample ID: Method Blank
Date Collected: N/A
Date Received: N/A

Lab Sample ID: MB 400-425872/2-A
Matrix: Water

Prep Type	Batch Type	Batch Method	Run	Dil Factor	Initial Amount	Final Amount	Batch Number	Prepared or Analyzed	Analyst	Lab
Total/NA	Prep	351.2			25 mL	25 mL	425872	01/08/19 15:57	JAT	TAL PEN
Total/NA	Analysis	351.2		1			425991	01/09/19 12:43	JAT	TAL PEN

Client Sample ID: Method Blank
Date Collected: N/A
Date Received: N/A

Lab Sample ID: MB 400-425873/2-A
Matrix: Water

Prep Type	Batch Type	Batch Method	Run	Dil Factor	Initial Amount	Final Amount	Batch Number	Prepared or Analyzed	Analyst	Lab
Total/NA	Prep	365.2/365.3/365			25 mL	25 mL	425873	01/08/19 15:57	JAT	TAL PEN
Total/NA	Analysis	365.4		1	10 mL	10 mL	426006	01/09/19 17:04	JAT	TAL PEN

Lab Chronicle

Client: Wood E&I Solutions Inc
Project/Site: ABB Montgomery

TestAmerica Job ID: 400-164203-1

Client Sample ID: Method Blank

Lab Sample ID: MB 400-425878/3

Date Collected: N/A

Matrix: Water

Date Received: N/A

Prep Type	Batch Type	Batch Method	Run	Dil Factor	Initial Amount	Final Amount	Batch Number	Prepared or Analyzed	Analyst	Lab
Total/NA	Analysis	415.1		1			425878	01/08/19 12:29	RRC	TAL PEN

Client Sample ID: Method Blank

Lab Sample ID: MB 400-425928/6

Date Collected: N/A

Matrix: Water

Date Received: N/A

Prep Type	Batch Type	Batch Method	Run	Dil Factor	Initial Amount	Final Amount	Batch Number	Prepared or Analyzed	Analyst	Lab
Total/NA	Analysis	SM 4500 SO4 E		1	10 mL	10 mL	425928	01/09/19 09:00	RRC	TAL PEN

Client Sample ID: Method Blank

Lab Sample ID: MB 680-554156/1

Date Collected: N/A

Matrix: Water

Date Received: N/A

Prep Type	Batch Type	Batch Method	Run	Dil Factor	Initial Amount	Final Amount	Batch Number	Prepared or Analyzed	Analyst	Lab
Total/NA	Analysis	377.1-1978		1	50 mL	50 mL	554156	01/03/19 18:30	OLB	TAL SAV

Client Sample ID: Method Blank

Lab Sample ID: USB 400-425350/1

Date Collected: N/A

Matrix: Water

Date Received: N/A

Prep Type	Batch Type	Batch Method	Run	Dil Factor	Initial Amount	Final Amount	Batch Number	Prepared or Analyzed	Analyst	Lab
Total/NA	Analysis	405.1		1	300 mL	300 mL	425350	01/02/19 13:55 01/07/19 09:37	JP	TAL PEN

Client Sample ID: Lab Control Sample

Lab Sample ID: LCS 400-425350/2

Date Collected: N/A

Matrix: Water

Date Received: N/A

Prep Type	Batch Type	Batch Method	Run	Dil Factor	Initial Amount	Final Amount	Batch Number	Prepared or Analyzed	Analyst	Lab
Total/NA	Analysis	405.1		1	1 mL	1 mL	425350	01/02/19 13:55 01/07/19 09:37	JP	TAL PEN

Client Sample ID: Lab Control Sample

Lab Sample ID: LCS 400-425424/2

Date Collected: N/A

Matrix: Water

Date Received: N/A

Prep Type	Batch Type	Batch Method	Run	Dil Factor	Initial Amount	Final Amount	Batch Number	Prepared or Analyzed	Analyst	Lab
Total/NA	Analysis	SM 2540D		1	100 mL	100 mL	425424	01/03/19 08:52	CLB	TAL PEN

Lab Chronicle

Client: Wood E&I Solutions Inc
 Project/Site: ABB Montgomery

TestAmerica Job ID: 400-164203-1

Client Sample ID: Lab Control Sample

Lab Sample ID: LCS 400-425464/2-A

Date Collected: N/A

Matrix: Water

Date Received: N/A

Prep Type	Batch Type	Batch Method	Run	Dil Factor	Initial Amount	Final Amount	Batch Number	Prepared or Analyzed	Analyst	Lab
Total/NA	Prep	200.7			50 mL	50 mL	425464	01/03/19 12:38	AC	TAL PEN
Total/NA	Analysis	200.7 Rev 4.4		1			425682	01/05/19 22:34	GESP	TAL PEN

Client Sample ID: Lab Control Sample

Lab Sample ID: LCS 400-425480/4

Date Collected: N/A

Matrix: Water

Date Received: N/A

Prep Type	Batch Type	Batch Method	Run	Dil Factor	Initial Amount	Final Amount	Batch Number	Prepared or Analyzed	Analyst	Lab
Total/NA	Analysis	376.2		1	40 mL	40 mL	425480	01/03/19 14:30	VLC	TAL PEN

Client Sample ID: Lab Control Sample

Lab Sample ID: LCS 400-425661/1002

Date Collected: N/A

Matrix: Water

Date Received: N/A

Prep Type	Batch Type	Batch Method	Run	Dil Factor	Initial Amount	Final Amount	Batch Number	Prepared or Analyzed	Analyst	Lab
Total/NA	Analysis	624		1	5 mL	5 mL	425661	01/06/19 09:02	RS	TAL PEN

Client Sample ID: Lab Control Sample

Lab Sample ID: LCS 400-425716/5

Date Collected: N/A

Matrix: Water

Date Received: N/A

Prep Type	Batch Type	Batch Method	Run	Dil Factor	Initial Amount	Final Amount	Batch Number	Prepared or Analyzed	Analyst	Lab
Total/NA	Analysis	410.4		1	2 mL	2 mL	425716	01/07/19 11:25	DN1	TAL PEN

Client Sample ID: Lab Control Sample

Lab Sample ID: LCS 400-425742/9

Date Collected: N/A

Matrix: Water

Date Received: N/A

Prep Type	Batch Type	Batch Method	Run	Dil Factor	Initial Amount	Final Amount	Batch Number	Prepared or Analyzed	Analyst	Lab
Total/NA	Analysis	353.2		1	10 mL	10 mL	425742	01/07/19 13:34	KJR	TAL PEN

Client Sample ID: Lab Control Sample

Lab Sample ID: LCS 400-425866/7

Date Collected: N/A

Matrix: Water

Date Received: N/A

Prep Type	Batch Type	Batch Method	Run	Dil Factor	Initial Amount	Final Amount	Batch Number	Prepared or Analyzed	Analyst	Lab
Total/NA	Analysis	350.1		1	10 mL	10 mL	425866	01/08/19 14:38	KJR	TAL PEN

Lab Chronicle

Client: Wood E&I Solutions Inc
 Project/Site: ABB Montgomery

TestAmerica Job ID: 400-164203-1

Client Sample ID: Lab Control Sample

Lab Sample ID: LCS 400-425872/3-A

Date Collected: N/A

Matrix: Water

Date Received: N/A

Prep Type	Batch Type	Batch Method	Run	Dil Factor	Initial Amount	Final Amount	Batch Number	Prepared or Analyzed	Analyst	Lab
Total/NA	Prep	351.2			25 mL	25 mL	425872	01/08/19 15:57	JAT	TAL PEN
Total/NA	Analysis	351.2		1			425991	01/09/19 12:46	JAT	TAL PEN

Client Sample ID: Lab Control Sample

Lab Sample ID: LCS 400-425873/3-A

Date Collected: N/A

Matrix: Water

Date Received: N/A

Prep Type	Batch Type	Batch Method	Run	Dil Factor	Initial Amount	Final Amount	Batch Number	Prepared or Analyzed	Analyst	Lab
Total/NA	Prep	365.2/365.3/365			25 mL	25 mL	425873	01/08/19 15:57	JAT	TAL PEN
Total/NA	Analysis	365.4		1	10 mL	10 mL	426006	01/09/19 17:07	JAT	TAL PEN

Client Sample ID: Lab Control Sample

Lab Sample ID: LCS 400-425878/5

Date Collected: N/A

Matrix: Water

Date Received: N/A

Prep Type	Batch Type	Batch Method	Run	Dil Factor	Initial Amount	Final Amount	Batch Number	Prepared or Analyzed	Analyst	Lab
Total/NA	Analysis	415.1		1			425878	01/08/19 12:29	RRC	TAL PEN

Client Sample ID: Lab Control Sample

Lab Sample ID: LCS 400-425928/7

Date Collected: N/A

Matrix: Water

Date Received: N/A

Prep Type	Batch Type	Batch Method	Run	Dil Factor	Initial Amount	Final Amount	Batch Number	Prepared or Analyzed	Analyst	Lab
Total/NA	Analysis	SM 4500 SO4 E		1	10 mL	10 mL	425928	01/09/19 09:00	RRC	TAL PEN

Client Sample ID: Lab Control Sample

Lab Sample ID: LCS 680-554156/2

Date Collected: N/A

Matrix: Water

Date Received: N/A

Prep Type	Batch Type	Batch Method	Run	Dil Factor	Initial Amount	Final Amount	Batch Number	Prepared or Analyzed	Analyst	Lab
Total/NA	Analysis	377.1-1978		1	50 mL	50 mL	554156	01/03/19 18:30	OLB	TAL SAV

Client Sample ID: Lab Control Sample Dup

Lab Sample ID: LCSD 400-425480/5

Date Collected: N/A

Matrix: Water

Date Received: N/A

Prep Type	Batch Type	Batch Method	Run	Dil Factor	Initial Amount	Final Amount	Batch Number	Prepared or Analyzed	Analyst	Lab
Total/NA	Analysis	376.2		1	40 mL	40 mL	425480	01/03/19 14:30	VLC	TAL PEN

Lab Chronicle

Client: Wood E&I Solutions Inc
Project/Site: ABB Montgomery

TestAmerica Job ID: 400-164203-1

Client Sample ID: Lab Control Sample

Lab Sample ID: MRL 400-425480/1

Date Collected: N/A

Matrix: Water

Date Received: N/A

Prep Type	Batch Type	Batch Method	Run	Dil Factor	Initial Amount	Final Amount	Batch Number	Prepared or Analyzed	Analyst	Lab
Total/NA	Analysis	376.2		1	7.5 mL	7.5 mL	425480	01/03/19 14:30	VLC	TAL PEN

Client Sample ID: Lab Control Sample

Lab Sample ID: MRL 400-425716/2

Date Collected: N/A

Matrix: Water

Date Received: N/A

Prep Type	Batch Type	Batch Method	Run	Dil Factor	Initial Amount	Final Amount	Batch Number	Prepared or Analyzed	Analyst	Lab
Total/NA	Analysis	410.4		1	2 mL	2 mL	425716	01/07/19 11:25	DN1	TAL PEN

Client Sample ID: Lab Control Sample

Lab Sample ID: MRL 400-425742/6

Date Collected: N/A

Matrix: Water

Date Received: N/A

Prep Type	Batch Type	Batch Method	Run	Dil Factor	Initial Amount	Final Amount	Batch Number	Prepared or Analyzed	Analyst	Lab
Total/NA	Analysis	353.2		1	10 mL	10 mL	425742	01/07/19 13:32	KJR	TAL PEN

Client Sample ID: Lab Control Sample

Lab Sample ID: MRL 400-425866/5

Date Collected: N/A

Matrix: Water

Date Received: N/A

Prep Type	Batch Type	Batch Method	Run	Dil Factor	Initial Amount	Final Amount	Batch Number	Prepared or Analyzed	Analyst	Lab
Total/NA	Analysis	350.1		1	10 mL	10 mL	425866	01/08/19 14:36	KJR	TAL PEN

Client Sample ID: Lab Control Sample

Lab Sample ID: MRL 400-425878/2

Date Collected: N/A

Matrix: Water

Date Received: N/A

Prep Type	Batch Type	Batch Method	Run	Dil Factor	Initial Amount	Final Amount	Batch Number	Prepared or Analyzed	Analyst	Lab
Total/NA	Analysis	415.1		1			425878	01/08/19 12:29	RRC	TAL PEN

Client Sample ID: Lab Control Sample

Lab Sample ID: MRL 400-425928/3

Date Collected: N/A

Matrix: Water

Date Received: N/A

Prep Type	Batch Type	Batch Method	Run	Dil Factor	Initial Amount	Final Amount	Batch Number	Prepared or Analyzed	Analyst	Lab
Total/NA	Analysis	SM 4500 SO4 E		1	10 mL	10 mL	425928	01/09/19 09:00	RRC	TAL PEN

Lab Chronicle

Client: Wood E&I Solutions Inc
Project/Site: ABB Montgomery

TestAmerica Job ID: 400-164203-1

Client Sample ID: Lab Control Sample

Lab Sample ID: MRL 400-425991/11

Date Collected: N/A

Matrix: Water

Date Received: N/A

Prep Type	Batch Type	Batch Method	Run	Dil Factor	Initial Amount	Final Amount	Batch Number	Prepared or Analyzed	Analyst	Lab
Total/NA	Analysis	351.2		1			425991	01/09/19 12:41	JAT	TAL PEN

Client Sample ID: Lab Control Sample

Lab Sample ID: MRL 400-426006/13

Date Collected: N/A

Matrix: Water

Date Received: N/A

Prep Type	Batch Type	Batch Method	Run	Dil Factor	Initial Amount	Final Amount	Batch Number	Prepared or Analyzed	Analyst	Lab
Total/NA	Analysis	365.4		1	10 mL	10 mL	426006	01/09/19 16:58	JAT	TAL PEN

Client Sample ID: ABB FORM C

Lab Sample ID: 400-164203-1 MS

Date Collected: 12/31/18 10:00

Matrix: Water

Date Received: 01/02/19 08:25

Prep Type	Batch Type	Batch Method	Run	Dil Factor	Initial Amount	Final Amount	Batch Number	Prepared or Analyzed	Analyst	Lab
Total/NA	Analysis	377.1-1978		1	50 mL	50 mL	554156	01/03/19 18:30	OLB	TAL SAV

Client Sample ID: ABB FORM C

Lab Sample ID: 400-164203-1 MSD

Date Collected: 12/31/18 10:00

Matrix: Water

Date Received: 01/02/19 08:25

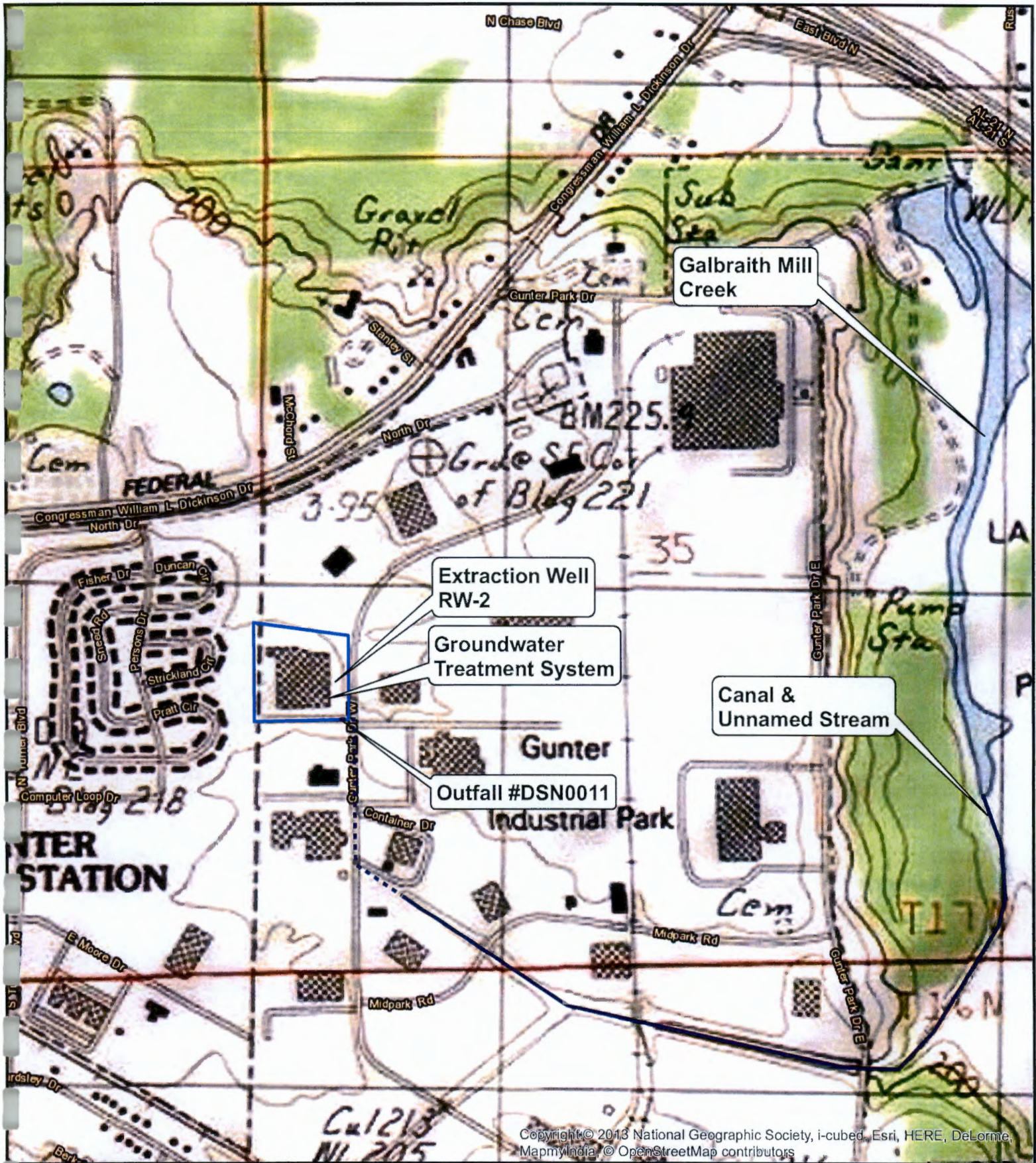
Prep Type	Batch Type	Batch Method	Run	Dil Factor	Initial Amount	Final Amount	Batch Number	Prepared or Analyzed	Analyst	Lab
Total/NA	Analysis	377.1-1978		1	50 mL	50 mL	554156	01/03/19 18:30	OLB	TAL SAV

Laboratory References:

TAL PEN = TestAmerica Pensacola, 3355 McLemore Drive, Pensacola, FL 32514, TEL (850)474-1001

TAL SAV = TestAmerica Savannah, 5102 LaRoche Avenue, Savannah, GA 31404, TEL (912)354-7858

Figures for Reference



Copyright © 2013 National Geographic Society, i-cubed, Esri, HERE, DeLorme, MapmyIndia, © OpenStreetMap contributors

Wood Environment & Infrastructure Solutions, Inc.
 169 Dauphin Street, Suite 320
 Mobile, Alabama 36602

N



wood.

CLIENT

ABB Installation Products, Inc.

PROJECT

Former Augat Wiring Systems Plant #1
 2745 Gunter Park Dr. W
 Montgomery, Alabama 36109

DWN BY

SH

DATUM

DATE

12/28/2018

CHK'D BY

TS

REV. NO.

PROJECT NO.

7630181565

TITLE

FACILITY LOCATION MAP



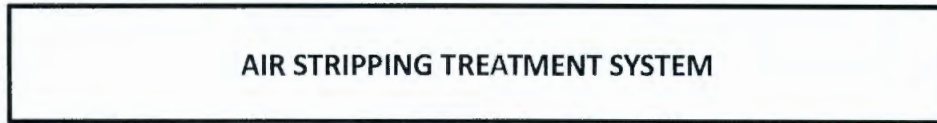


FIGURE NO.

1

**SCHEMATIC OF WATER FLOW
GROUNDWATER REMEDIATION SYSTEM AT
FORMER AUGAT WIRING SYSTEMS
PLANT NUMBER 1
MONTGOMERY, ALABAMA**

GROUNDWATER
EXTRACTION
WELL RW-2
~30 GPM



Wood Environment & Infrastructure Solutions, Inc. 169 Dauphin Street, Suite 320 Mobile, Alabama 36602	N 	CLIENT <p style="text-align: center;">ABB Installation Products, Inc.</p>		
PROJECT Former Augat Wiring Systems Plant #1 2745 Gunter Park Dr. W Montgomery, Alabama 36109	DWN BY SH	DATUM	DATE 12/28/2018	
TITLE <p style="text-align: center;">SCHEMATIC OF WATER FLOW</p>	CHK'D BY TS	REV. NO.	PROJECT NO. 7630181565	
0 205410 820 1,230 1,640 Feet		FIGURE NO. <p style="text-align: right;">2</p>		